



US00D915804S

(12) **United States Design Patent** (10) **Patent No.:** **US D915,804 S**
van Thiel et al. (45) **Date of Patent:** **** *Apr. 13, 2021**

- (54) **TABLE**
- (71) Applicant: **RH US, LLC**, Corte Madera, CA (US)
- (72) Inventors: **Rudolph F. T. van Thiel**, Roanoke, VA (US); **Julie Lawrence**, Roanoke, VA (US)
- (73) Assignee: **RH US, LLC**, Corte Madera, CA (US)
- (*) Notice: This patent is subject to a terminal disclaimer.
- (**) Term: **15 Years**
- (21) Appl. No.: **29/746,074**
- (22) Filed: **Aug. 11, 2020**
- (51) **LOC (13) Cl.** **06-03**
- (52) **U.S. Cl.**
USPC **D6/692.1; D6/692.6**
- (58) **Field of Classification Search**
USPC D6/641, 642, 685, 686, 690, 692, D6/692.1–692.6
CPC .. A47B 7/00; A47B 9/00; A47B 13/00; A47B 13/003; A47B 13/02; A47B 13/023; A47B 13/04; A47B 13/06; A47B 13/12; A47B 2013/024; A47B 21/00; A47B 2200/0001; A47B 2200/0011; A47B 2200/002
See application file for complete search history.

D424,838 S *	5/2000	Newhouse	D6/692.6
D428,741 S *	8/2000	Hazen	D6/692.1
D547,572 S *	7/2007	Goldstein	D6/692.1
D555,919 S	11/2007	Baade		
D572,046 S	7/2008	Hunziker		
D739,670 S	9/2015	Pedersen		
D747,904 S *	1/2016	Haynes	D6/692
D780,469 S	3/2017	Cohen		
D833,189 S	11/2018	Inovero		
D839,645 S *	2/2019	Itou	D6/692

(Continued)

- (56) **References Cited**
U.S. PATENT DOCUMENTS
- D101,776 S 11/1936 Hoffman
- D214,742 S 7/1969 Giafagna
- D217,261 S 4/1970 Giafagna
- D221,238 S 7/1971 Giafagna
- D222,624 S * 11/1971 Gianfagna D6/692.6
- D247,402 S * 3/1978 Cohen D6/680.3
- D249,858 S 10/1978 Gageby
- D258,104 S * 2/1981 Baker D6/692
- D280,371 S * 9/1985 Bayly D6/692.1

OTHER PUBLICATIONS

T-Brace Round Side Table—RH.com <https://rh.com/catalog/category/products.jsp?cellBackground=false&link=T-BraceRoundCoffeeTableCollection-WaxedGreyOak%252FPewter&categoryId=cat17650073> retrieved from the internet on Oct. 3, 2020.*

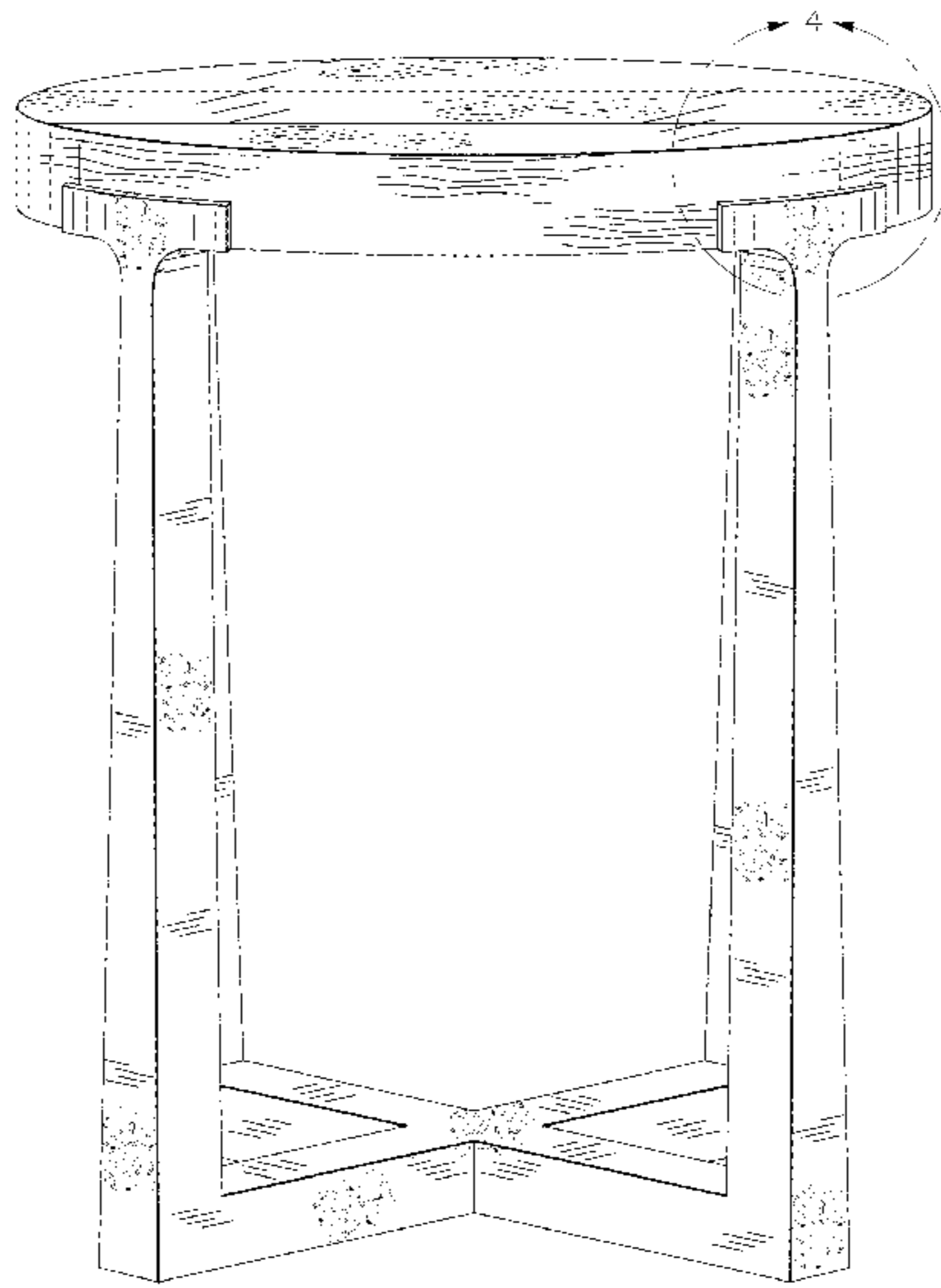
Primary Examiner — Mary Ann Calabrese
(74) *Attorney, Agent, or Firm* — Lewis Roca Rothgerber Christie LLP

(57) **CLAIM**
The ornamental design for a table, as shown and described.

DESCRIPTION

FIG. 1 is a perspective view of a table showing our new design;p
 FIG. 2 is a top plan view thereof;
 FIG. 3 is a front elevation view thereof, the left, right, and rear elevation views are identical thereto; and,
 FIG. 4 is an enlarged fragment of a portion of the table shown in FIG. 1 and labelled 4.
 The fragmentary showing of wood grain in FIGS. 1-3 and shown in detail in FIG. 4 is understood to be repeated throughout the surfaces shown. The fragmentary showing of the surface pattern on the legs and base of the table shows a contrasting appearance from the wood grain on the table top and is understood to repeat throughout the surfaces shown.

1 Claim, 3 Drawing Sheets



(56)

References Cited

U.S. PATENT DOCUMENTS

D875,447 S * 2/2020 Piva D6/692.1
D897,747 S * 10/2020 Birch D6/692.1

* cited by examiner

FIG. 1




FIG. 2

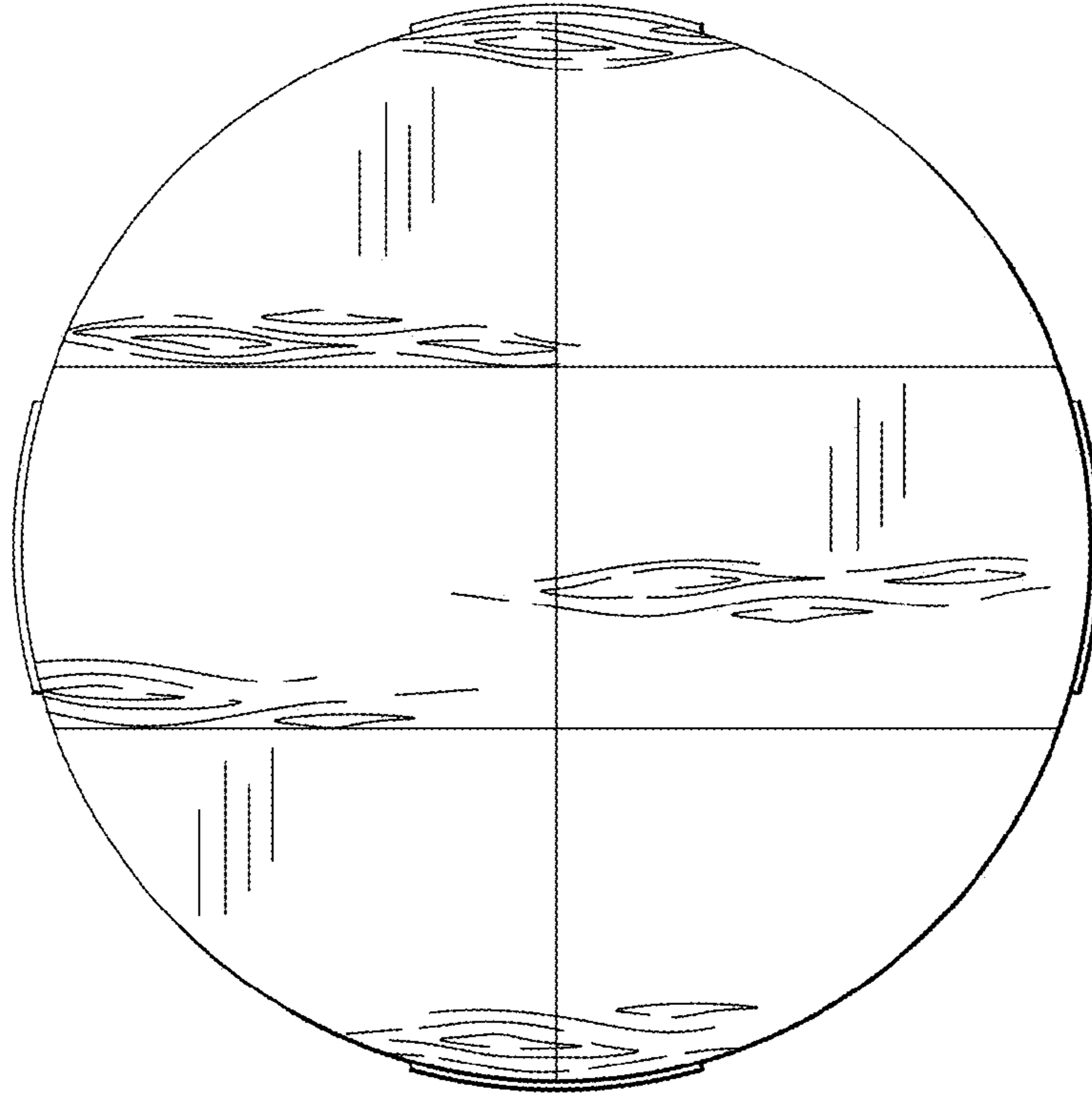


FIG. 3

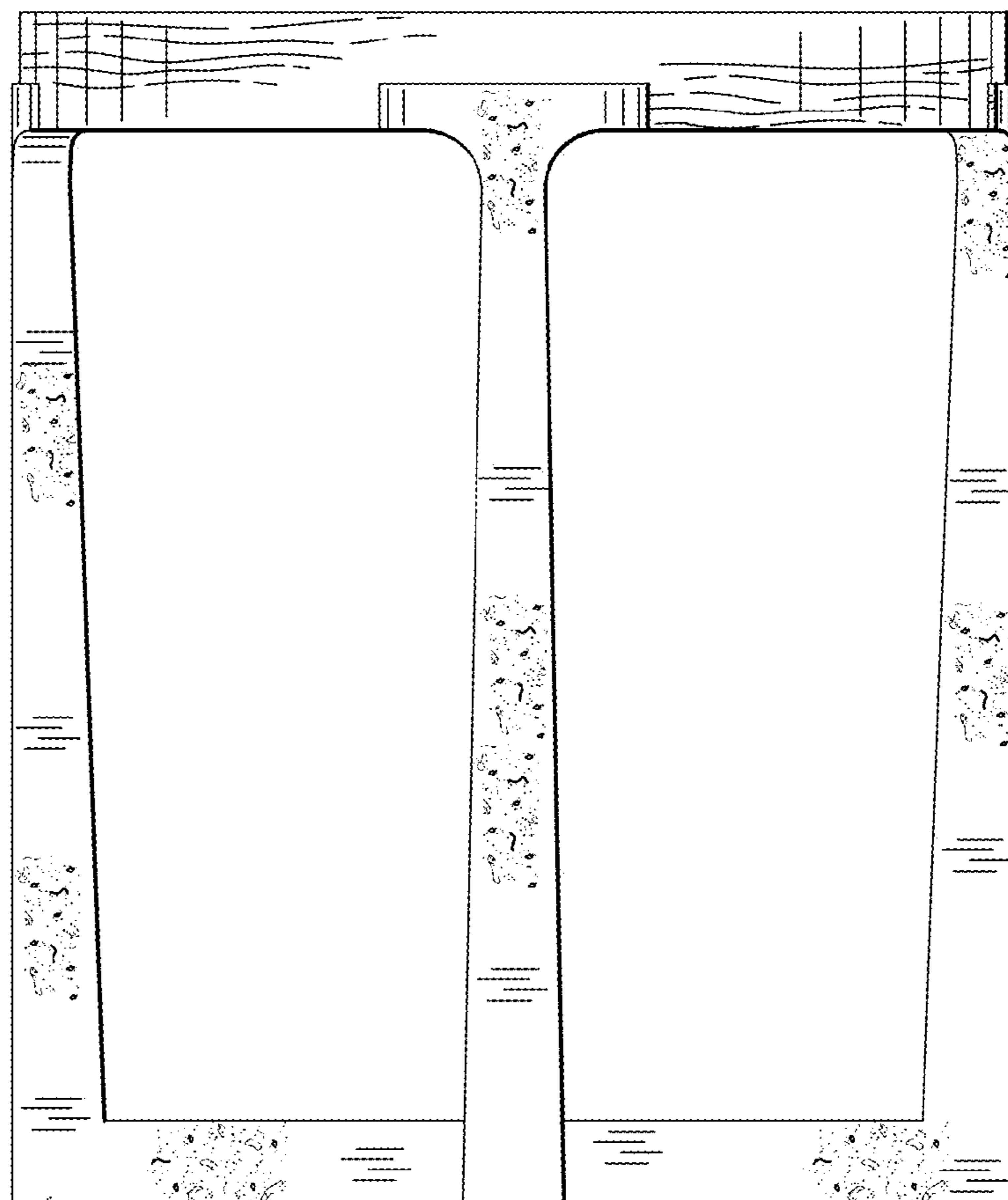


FIG. 4

