



US00D915787S

(12) **United States Design Patent**  
**Tak**

(10) **Patent No.:** **US D915,787 S**

(45) **Date of Patent:** **\*\* \*Apr. 13, 2021**

(54) **FITTED MATTRESS COVERING**  
(71) Applicant: **Himatsingka Seide Limited**, Bangalore (IN)  
(72) Inventor: **Rashpal Singh Tak**, Amritsar (IN)  
(73) Assignee: **Himatsingka Seide Limited**  
(\* ) Notice: This patent is subject to a terminal disclaimer.  
(\*\*) Term: **15 Years**  
(21) Appl. No.: **29/673,519**

(22) Filed: **Dec. 14, 2018**  
(51) **LOC (13) Cl.** ..... **06-09**  
(52) **U.S. Cl.**  
USPC ..... **D6/596**

(58) **Field of Classification Search**  
USPC ..... D6/582–583, 587–592, 595–609, D6/617–622; D21/803–809; D24/183  
CPC ..... A47G 9/00; A47G 2009/001; A47G 2009/002; A47G 2009/003; A47G 9/10; A47G 9/1009; A47G 2009/1018; A47G 9/1045; A47G 9/1081; A47G 9/109; A47G 2009/005; A47G 2009/006; A47G 9/02; A47G 9/0207; A47G 9/0215; A47G 9/0223; A47G 9/023; A47G 9/0238; A47G 9/0246; A47G 9/0253; A47G 9/0261; A47G 2009/0269; A47G 11/002; A47G 21/165  
See application file for complete search history.

(56) **References Cited**  
U.S. PATENT DOCUMENTS  
2,624,893 A \* 1/1953 Harris ..... A47G 9/0246 5/497  
2,682,062 A \* 6/1954 Cogan ..... A47G 9/0246 5/496  
2,757,389 A \* 8/1956 King ..... A47G 9/0246 5/496

3,083,379 A \* 4/1963 Marinsky ..... A47G 9/0246 5/496  
4,144,602 A \* 3/1979 Fernandes ..... A47G 9/0246 5/496  
D677,964 S 3/2013 Agarwall  
D691,399 S 10/2013 Jalan  
9,259,107 B2 2/2016 Lilienthal  
D773,859 S 12/2016 Feldman  
9,510,698 B1 \* 12/2016 Krotova ..... A47G 9/02  
D846,914 S \* 4/2019 Brathwaite ..... D6/602

(Continued)

*Primary Examiner* — Jennifer L Rempfer  
(74) *Attorney, Agent, or Firm* — Chinta & Fratangelo LLP

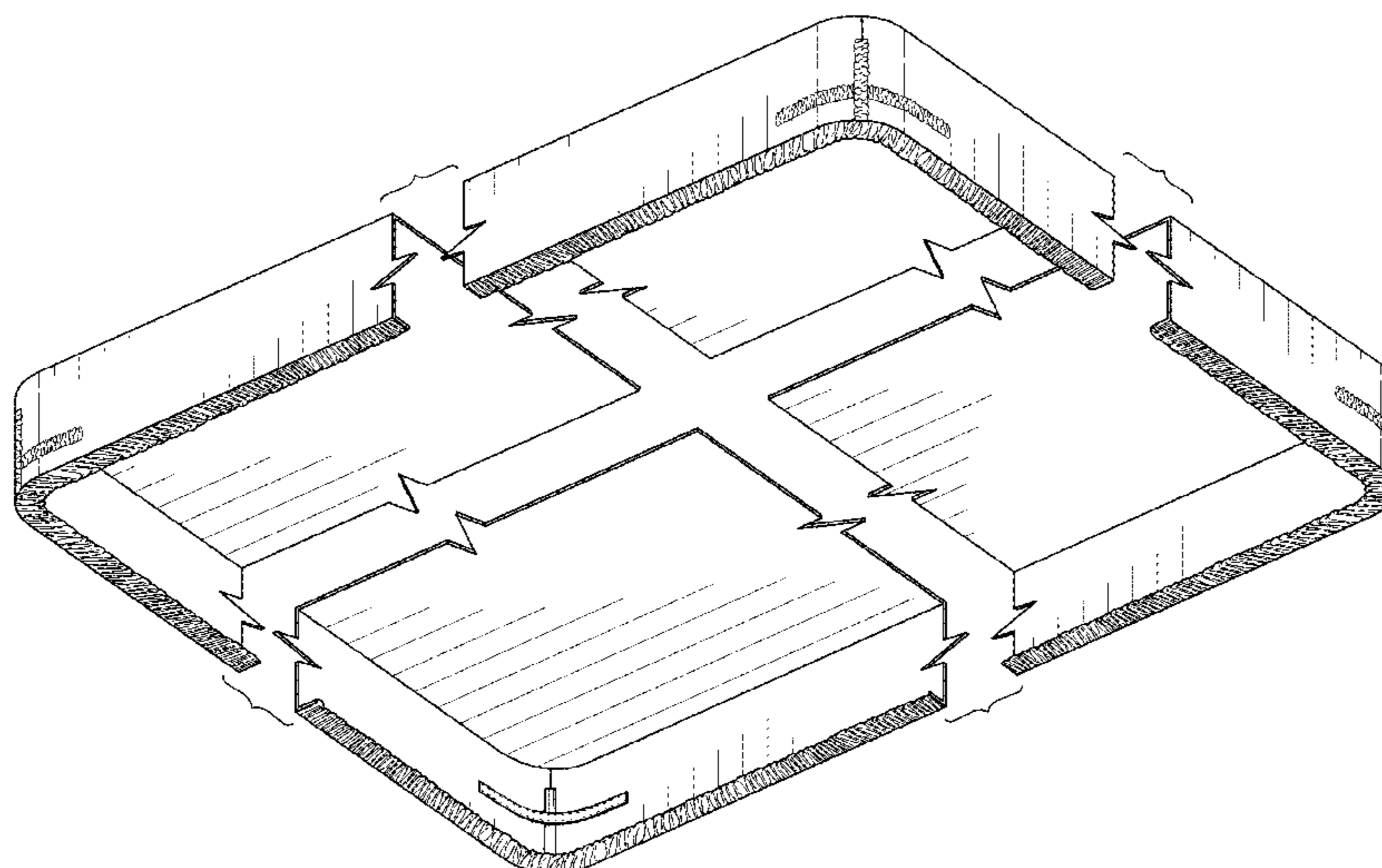
(57) **CLAIM**

The ornamental design for a fitted mattress covering, as shown and described.

**DESCRIPTION**

FIG. 1 is a bottom perspective view of a mattress fitted with a covering of the present invention, showing the design in accordance with one embodiment of the invention;  
FIG. 2 is a bottom plan view thereof;  
FIG. 3 is a top plan view thereof;  
FIG. 4 is a right-side elevation view thereof, the left-side elevation view being a mirror image of the right side;  
FIG. 5 is a front elevation view thereof, the back elevation view being a mirror image of the front;  
FIG. 6 is a stretched-out view of the covering of FIG. 1, as seen from the outside.  
FIG. 7 is a close-up view of the unmounted covering of FIG. 1, as seen from the outside; and,  
FIG. 8 is a close-up view of the unmounted covering of FIG. 1, as seen from the inside.  
The broken lines shown in the drawings represent portions of the fitted mattress covering that form no part of the claimed design. The dash dot broken lines in FIGS. 7 and 8 show the boundary of the detail feature views and form no part of the claim.

**1 Claim, 8 Drawing Sheets**



(56)

**References Cited**

U.S. PATENT DOCUMENTS

2006/0075556 A1\* 4/2006 Wootten, Jr. .... A47G 9/0246  
5/485  
2007/0056100 A1\* 3/2007 Stewart ..... A47G 9/0246  
5/497  
2016/0073798 A1 3/2016 Pawlikowski et al.  
2020/0229621 A1\* 7/2020 Liu ..... A47G 9/0246

\* cited by examiner

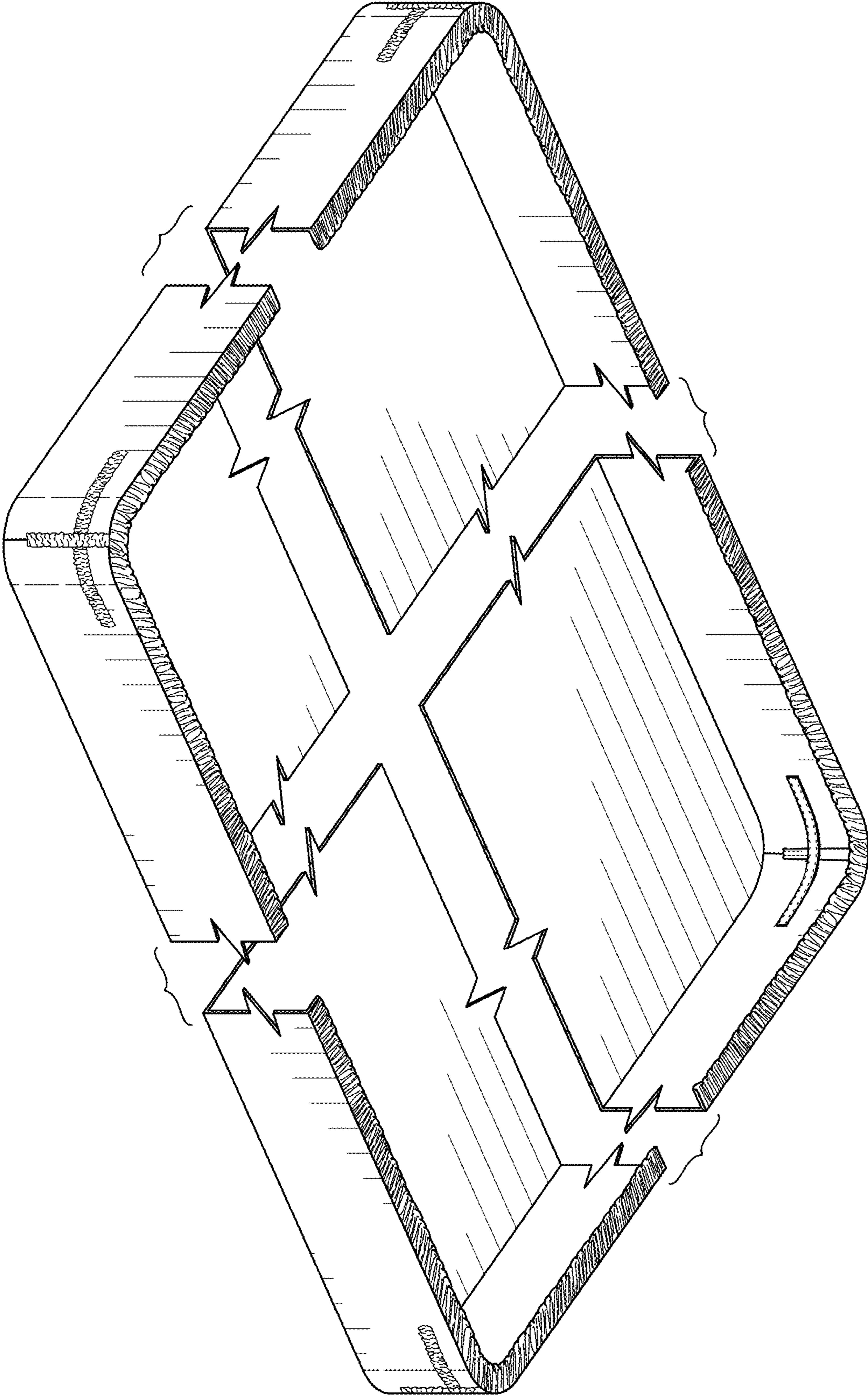


FIG. 1

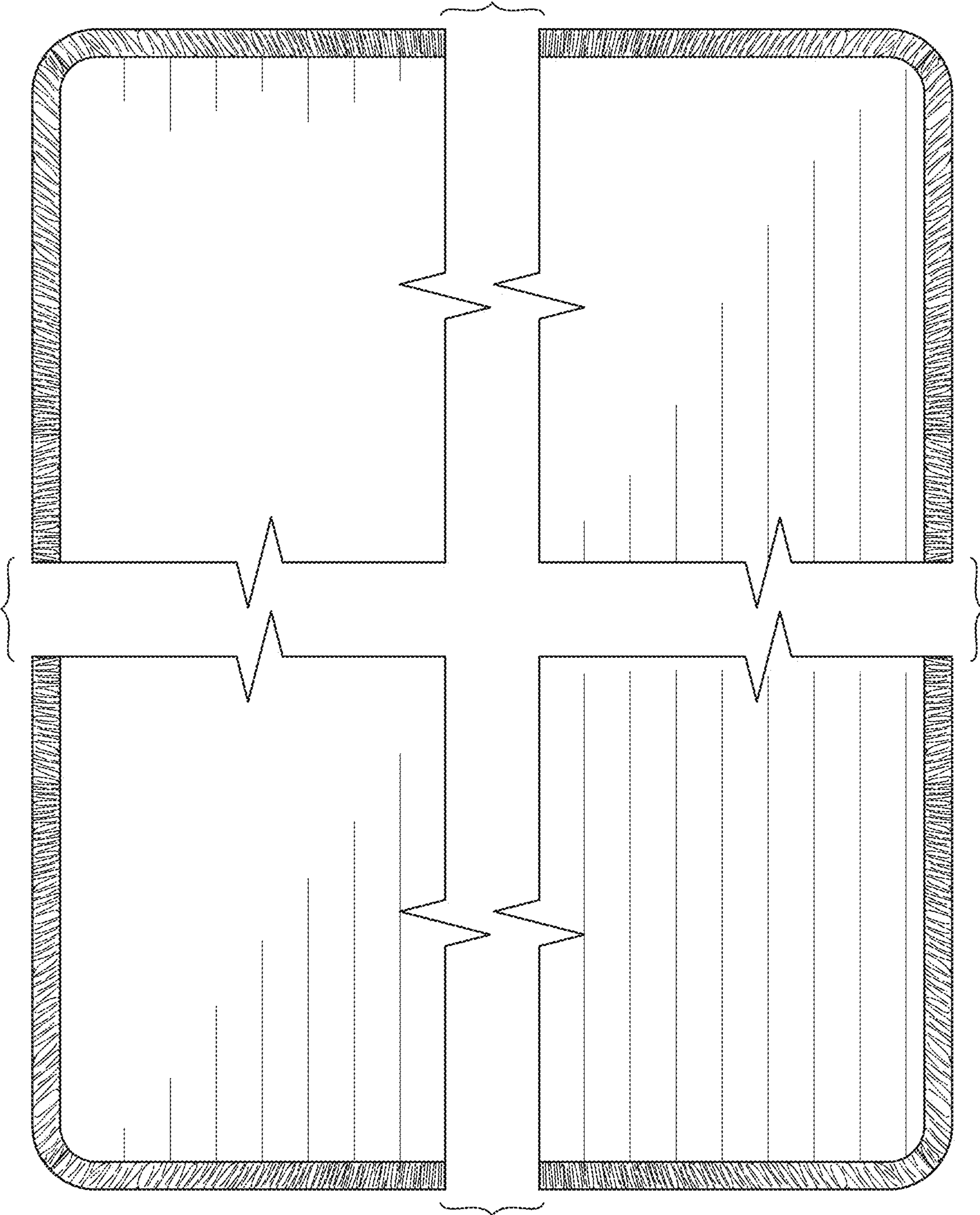


FIG. 2

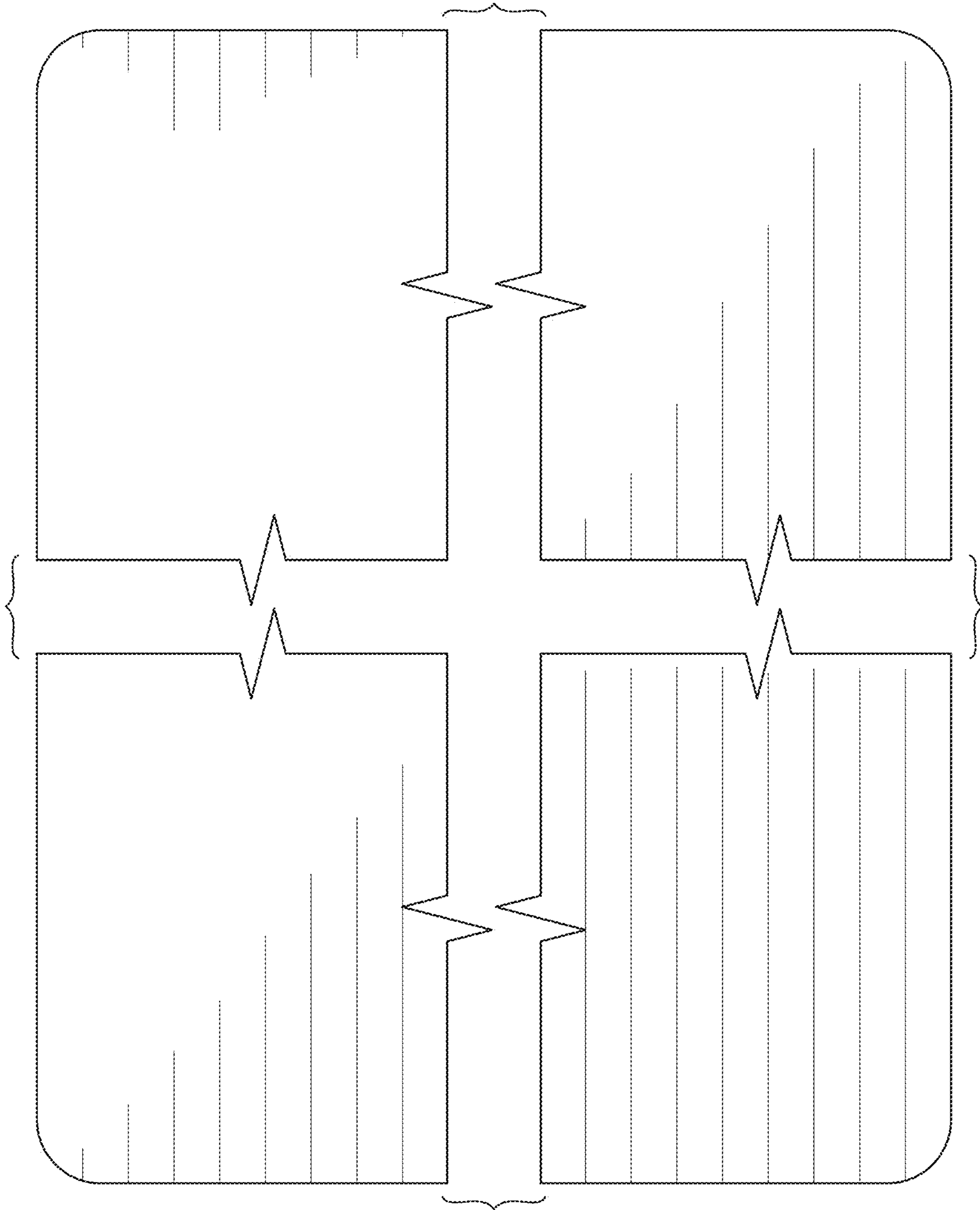


FIG. 3

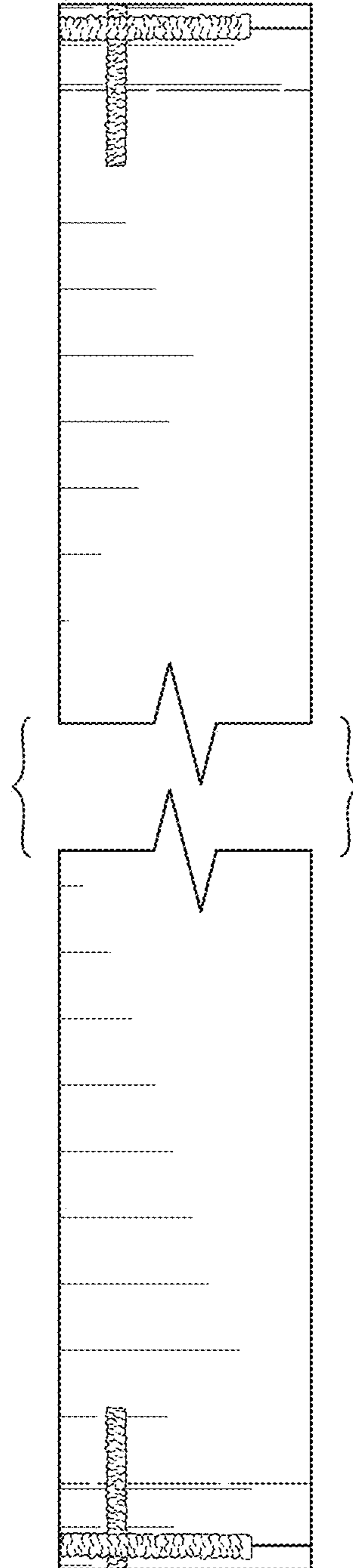


FIG. 4

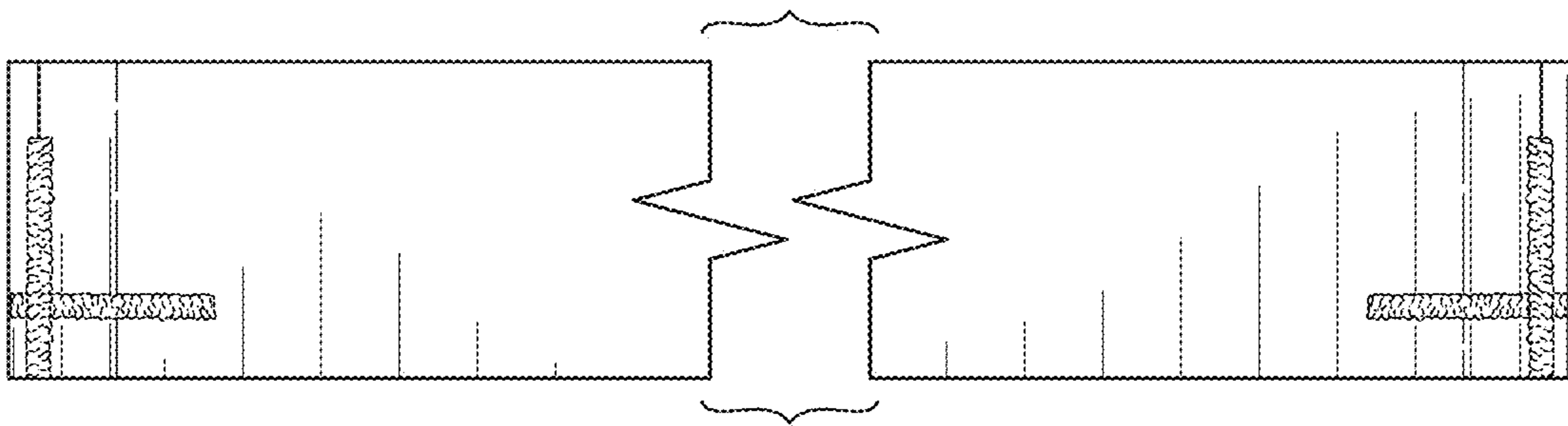


FIG. 5

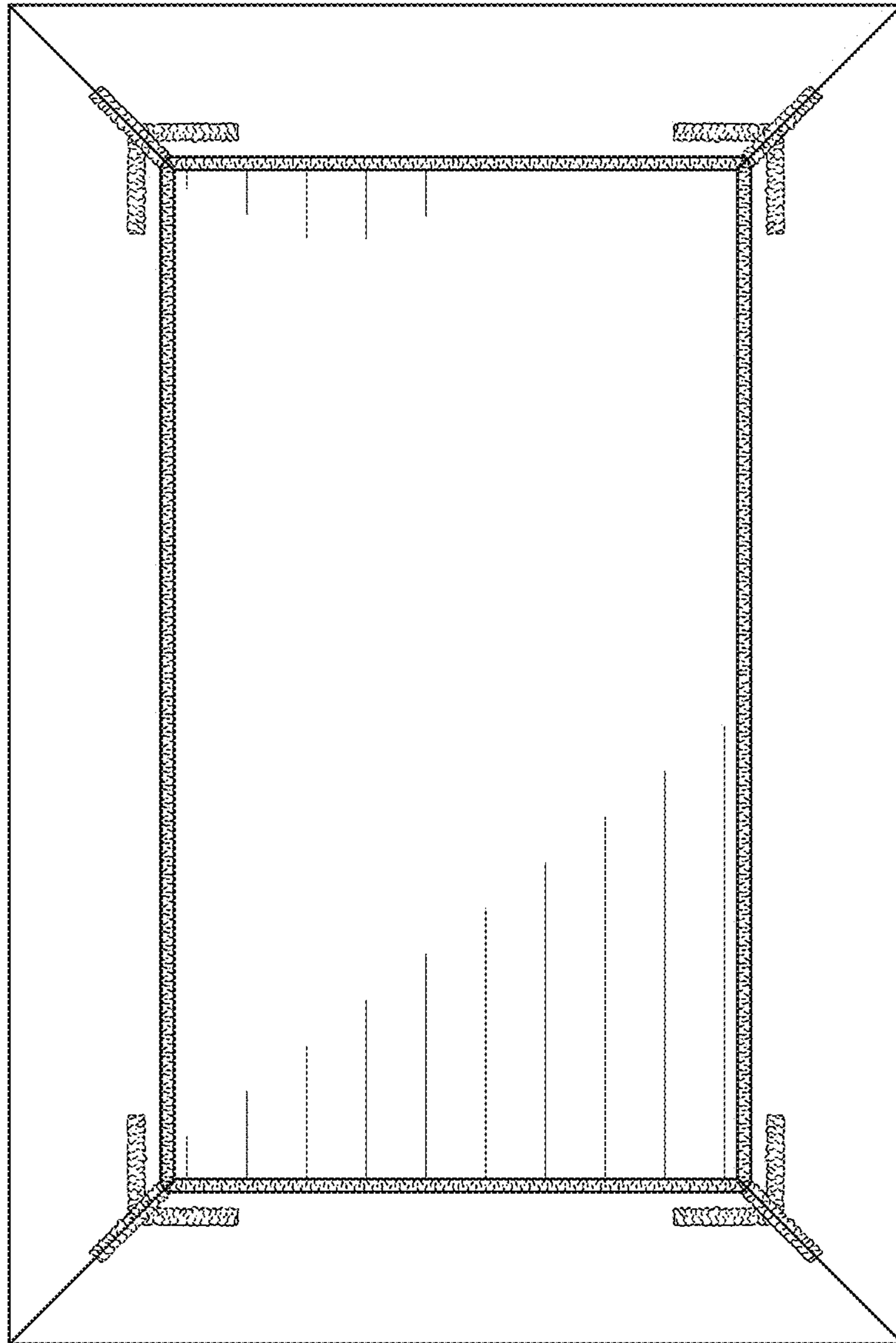


FIG. 6



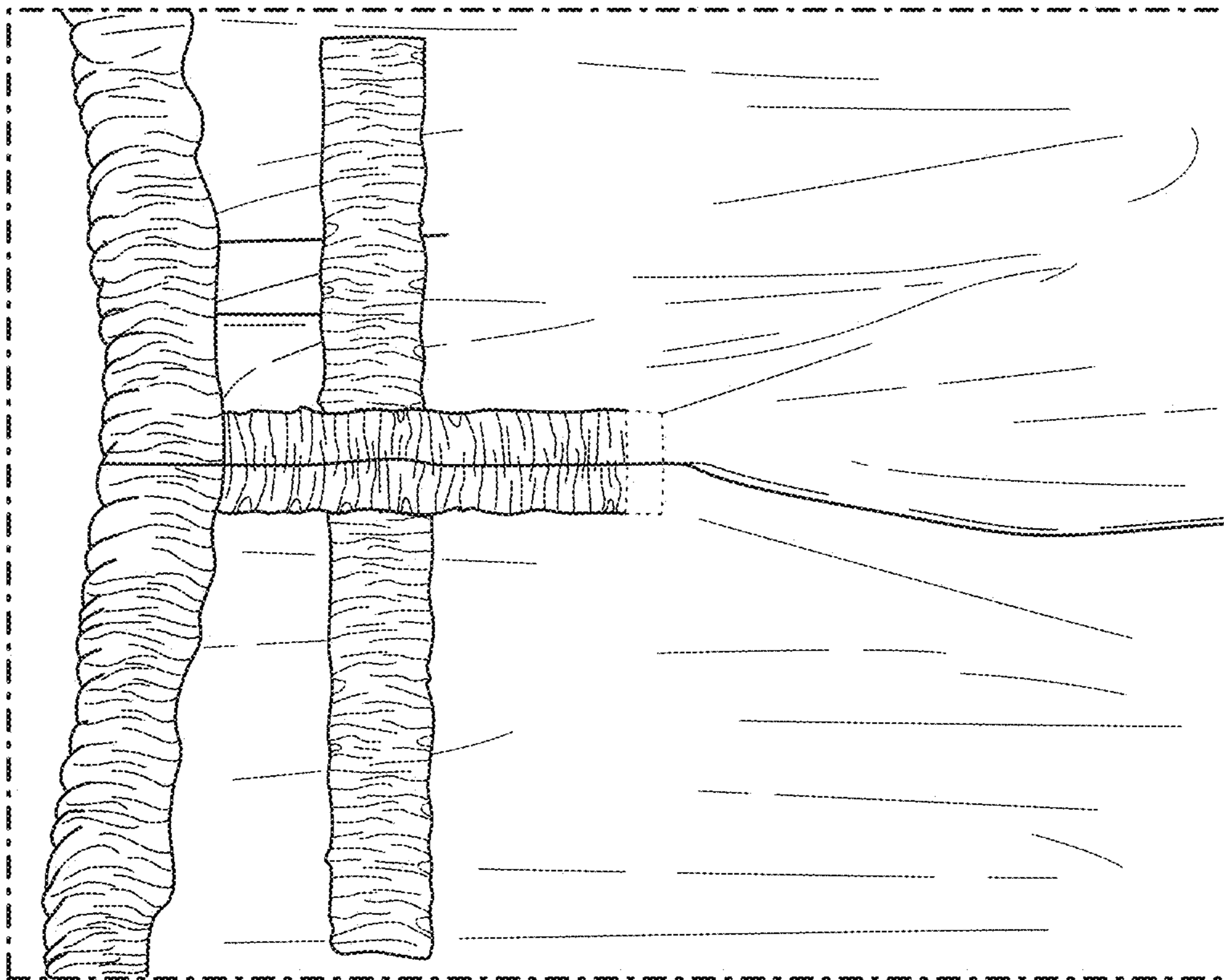


FIG. 7

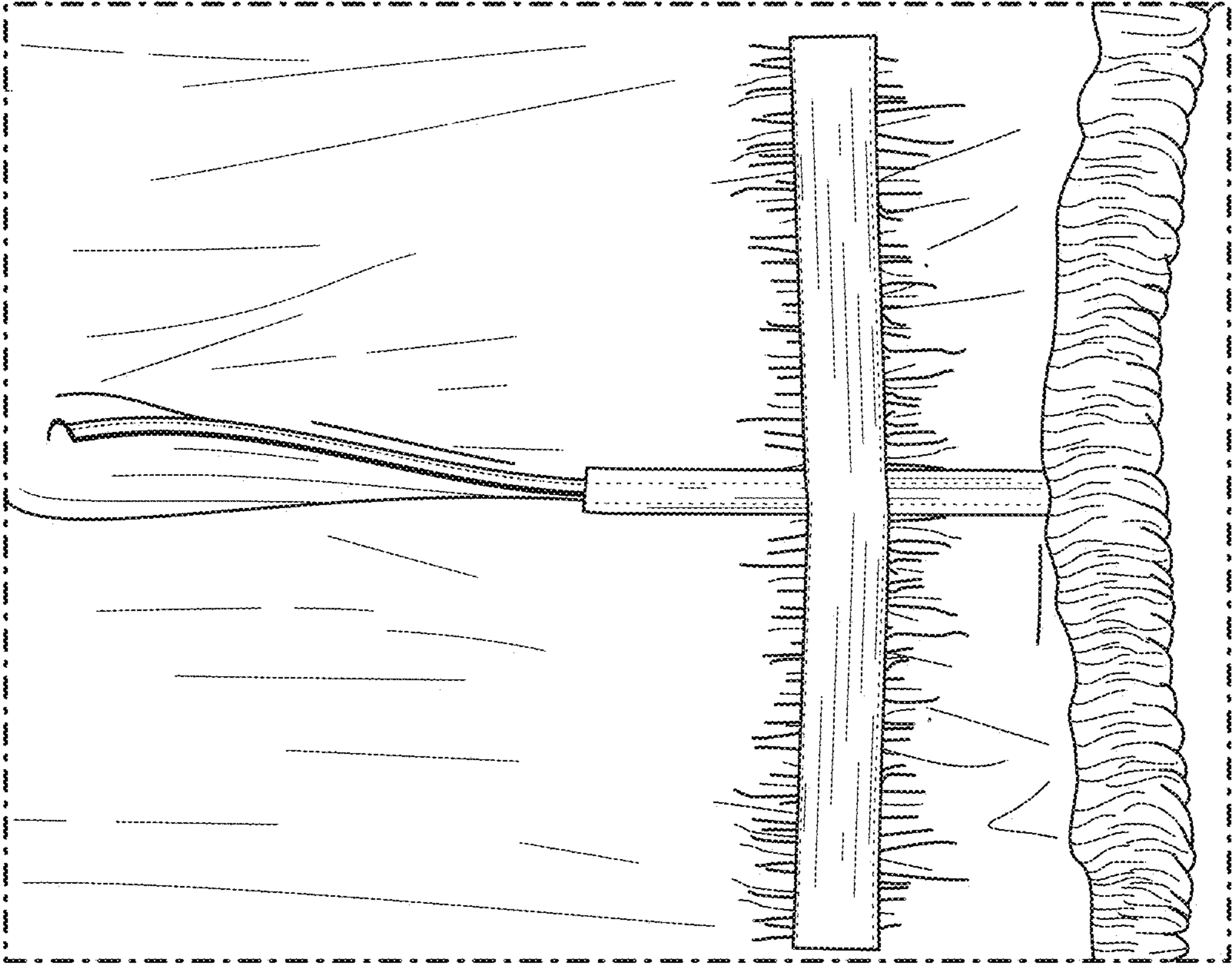


FIG. 8