



US00D915777S

(12) **United States Design Patent** (10) **Patent No.:** **US D915,777 S**
Chang (45) **Date of Patent:** **** Apr. 13, 2021**

(54) **FABRIC**

(71) Applicant: **Teng-Yao Chang**, Taichung (TW)

(72) Inventor: **Teng-Yao Chang**, Taichung (TW)

(**) Term: **15 Years**

(21) Appl. No.: **29/701,789**

(22) Filed: **Aug. 14, 2019**

(30) **Foreign Application Priority Data**

Jul. 31, 2019 (TW) 108304539

(51) **LOC (13) Cl.** **05-05**

(52) **U.S. Cl.**
USPC **D5/62**

(58) **Field of Classification Search**

USPC ... D5/1, 3, 4, 43, 44, 47, 53, 56, 58, 59, 60,
D5/61, 62, 63, 99; D6/610, 613, 616;
D19/5; D20/22, 27; D25/138; D32/57

(Continued)

(56) **References Cited**

U.S. PATENT DOCUMENTS

D64,282 S * 3/1924 Golding B05D 5/063
D5/58
3,069,796 A * 12/1962 Benisch F41H 3/02
428/17

(Continued)

OTHER PUBLICATIONS

Ferro Concepts Hanging Pouch, date unknown found on Nov. 3,
2020 at <https://www.evike.com/products/16898/> (Year: 2020).*

(Continued)

Primary Examiner — Karen S Acker

(74) *Attorney, Agent, or Firm* — Birch, Stewart, Kolasch
& Birch, LLP

(57) **CLAIM**

The ornamental design for a fabric, as shown and described.

DESCRIPTION

FIG. 1 is a plan view of a fabric showing our new design;
FIG. 2 is an enlarged detail view of area 2 circumscribed
within FIG. 1;

FIG. 3 is an enlarged detail view of area 3 circumscribed
within FIG. 2;

FIG. 4 is an enlarged detail view of area 4 within FIG. 3;

FIG. 5 is an enlarged detail view of area 5 within FIG. 3;

FIG. 6 is an enlarged detail view of area 6 within FIG. 3;

FIG. 7 is an enlarged detail view of area 7 within FIG. 3;

FIG. 8 is an enlarged detail view of area 8 circumscribed
within FIG. 2;

FIG. 9 is an enlarged detail view of area 9 circumscribed
within FIG. 8;

FIG. 10 is an enlarged detail view of area 10 within FIG. 8;

FIG. 11 is an enlarged detail view of area 11 within FIG. 8;

FIG. 12 is an enlarged detail view of area 12 within FIG. 8;

FIG. 13 is an enlarged detail view of area 13 circumscribed
within FIG. 2;

FIG. 14 is an enlarged detail view of area 14 circumscribed
within FIG. 13;

FIG. 15 is an enlarged detail view of area 15 within FIG. 13;

FIG. 16 is an enlarged detail view of area 16 within FIG. 13;

FIG. 17 is an enlarged detail view of area 17 within FIG. 13;

FIG. 18 is an enlarged detail view of area 18 circumscribed
within FIG. 2;

FIG. 19 is an enlarged detail view of area 19 circumscribed
within FIG. 18;

FIG. 20 is an enlarged detail view of area 20 within FIG. 18;


FIG. 21 is an enlarged detail view of area 21 within FIG. 18;
and,

FIG. 22 is an enlarged detail view of area 22 within FIG. 18.

The dot-dash-dot broken lines denote the boundaries of the
detail areas and form no part of the claimed design.

The label MAGTUSK in the drawings is a trademark owned
by Teng-Yao CHANG.

1 Claim, 22 Drawing Sheets



(58) **Field of Classification Search**

CPC .. A61F 2013/00153; A61F 2013/53916; A61F 2013/0068; A61F 2013/530562; B44F 3/00; B44F 7/00; D03D 3/00; D21F 1/0027; D21H 27/02; F41H 3/02

See application file for complete search history.

2010/0251455 A1* 10/2010 Lampe B05D 5/063
2/93
2012/0118133 A1* 5/2012 Saucedo F41H 3/02
89/36.02
2013/0164469 A1* 6/2013 Artmann F41H 3/02
428/35.2
2015/0345911 A1* 12/2015 DeMille A41D 13/01
428/195.1

(56) **References Cited**

U.S. PATENT DOCUMENTS

D234,646 S * 3/1975 Nugent D5/62
3,967,026 A * 6/1976 Dalblom B41M 3/005
428/195.1
D301,803 S * 6/1989 McIlhinney D5/27
D301,804 S * 6/1989 McIlhinney D5/62
D301,805 S * 6/1989 McIlhinney D5/27
D485,992 S * 2/2004 Zupkofska D5/62
D513,453 S * 1/2006 Ellis D5/32
D592,861 S * 5/2009 Crye D5/62
D615,762 S * 5/2010 Kimmel D5/62
D637,286 S * 5/2011 Boyd D24/126
D639,423 S * 6/2011 Boyd D24/126
D656,323 S * 3/2012 Jeronimo D5/62
D657,457 S * 4/2012 Gehrke D24/126
D657,961 S * 4/2012 Brookman D5/62
D672,157 S * 12/2012 Brookman D5/62
D729,524 S * 5/2015 Brencick D5/62
9,074,849 B1 * 7/2015 McIntosh F41H 3/00
D837,536 S * 1/2019 Walker B32B 27/12
D5/62
D857,405 S * 8/2019 Nakamura D5/66
10,457,015 B1 * 10/2019 Chen B32B 27/12
D874,835 S * 2/2020 Stier D5/63
D899,791 S * 10/2020 Niemi D5/62
2010/0112316 A1 * 5/2010 Cincotti F41H 3/02
428/201

OTHER PUBLICATIONS

Vector-Desert camouflage seamless pattern, date unknown found on Nov. 3, 2020 at https://www.123rf.com/photo_80447118_stock-vector-desert-camouflage-seamless-pattern-vector-background.html (Year: 2020).*

Understanding Camo: the 13 patterns to know by David Shuck, article first published Jan. 27, 2015, found on Nov. 3, 2020 at <https://www.heddels.com/2015/01/understanding-camo-13-patterns-know/>(Year: 2015).*

Flectarn Camouflage, Camopedia, article last edited Jan. 18, 2017 found on Nov. 3, 2020 at <https://www.camopedia.org/index.php?title=Flecktarn> (Year: 2017).*

Camouflage, Camopedia, article last edited Apr. 13, 2019 found on Nov. 3, 2020 at <https://www.camopedia.org/index.php?title=Woodland> (Year: 2019).*

Flectarn Camouflage, Camopedia, article last edited Apr. 13, 2019 found on Nov. 3, 2020 at <https://www.camopedia.org/index.php?title=Woodland> (Year: 2019).*

Dip Wizard Camo, dated Jan. 27, 2016 found on Jan. 11, 2021 at <https://www.amazon.com/Wizard-Demon-Hydrographic-Transfer-Dipping/dp/B01B573L8Y> (Year: 2016).*

Multi-Terrain Pattern, dated 2010, found on Jan. 11, 2021 at https://en.wikipedia.org/wiki/Multi-Terrain_Pattern (Year: 2010).*

* cited by examiner




FIG.1




FIG.2




FIG.3



FIG.4



FIG.5




FIG.6



FIG.7




FIG.8



FIG.9




FIG.10




FIG.11



FIG.12




FIG.13




FIG.14



FIG.15



FIG.16




FIG.17




FIG. 18



FIG.19



FIG.20



FIG.21



FIG.22