



US00D915758S

(12) **United States Design Patent**
Sartori

(10) **Patent No.:** **US D915,758 S**

(45) **Date of Patent:** **** Apr. 13, 2021**

- (54) **SHOE**
- (71) Applicant: **CONSITEX S.A.**, Stabio Svizzera (CH)
- (72) Inventor: **Alessandro Sartori**, Milan (IT)
- (73) Assignee: **CONSITEX S.A.**
- (**) Term: **15 Years**
- (21) Appl. No.: **29/717,819**
- (22) Filed: **Dec. 19, 2019**

D472,042 S	3/2003	Masullo	
D472,370 S	4/2003	Masullo	
D482,515 S	11/2003	St-Louis	
D492,097 S	6/2004	Magro	
D514,801 S	2/2006	Hui	
D516,288 S	3/2006	Link	
D527,882 S	9/2006	Murphy et al.	
D546,535 S	7/2007	Belley et al.	
D578,287 S	* 10/2008	Schoenborn	D2/969
D587,443 S	* 3/2009	Dillenbeck	D2/969
D591,031 S	* 4/2009	Cofinco	
D600,899 S	* 9/2009	St-Louis	D2/969
D605,842 S	* 12/2009	Andersen	D2/969

(Continued)

Related U.S. Application Data

- (62) Division of application No. 29/678,593, filed on Feb. 13, 2019, now Pat. No. Des. 871,048, which is a division of application No. 35/504,355, filed on Jan. 11, 2018 (U.S. filing date under 35 U.S.C. 384), and having an international filing date of Jan. 11, 2018, now Pat. No. Des. 855,964.

Foreign Application Priority Data

- Jul. 14, 2017 (EM) 004103968
- (51) **LOC (13) Cl.** **02-04**
- (52) **U.S. Cl.**
USPC **D2/969**
- (58) **Field of Classification Search**
USPC D2/896, 902, 905-908, 929, 944, 969
CPC A45F 3/04; A45F 2003/001; A45F
2003/045; A45F 3/00; A45F 3/005; A45F
3/14; A45F 4/02
See application file for complete search history.

References Cited

U.S. PATENT DOCUMENTS

- D434,547 S 12/2000 Kim
- D439,034 S 3/2001 Lozano

Primary Examiner — Jennifer L Watkins

(74) *Attorney, Agent, or Firm* — Saidman DesignLaw Group, LLC

(57) **CLAIM**

The ornamental design for a shoe, as shown and described.

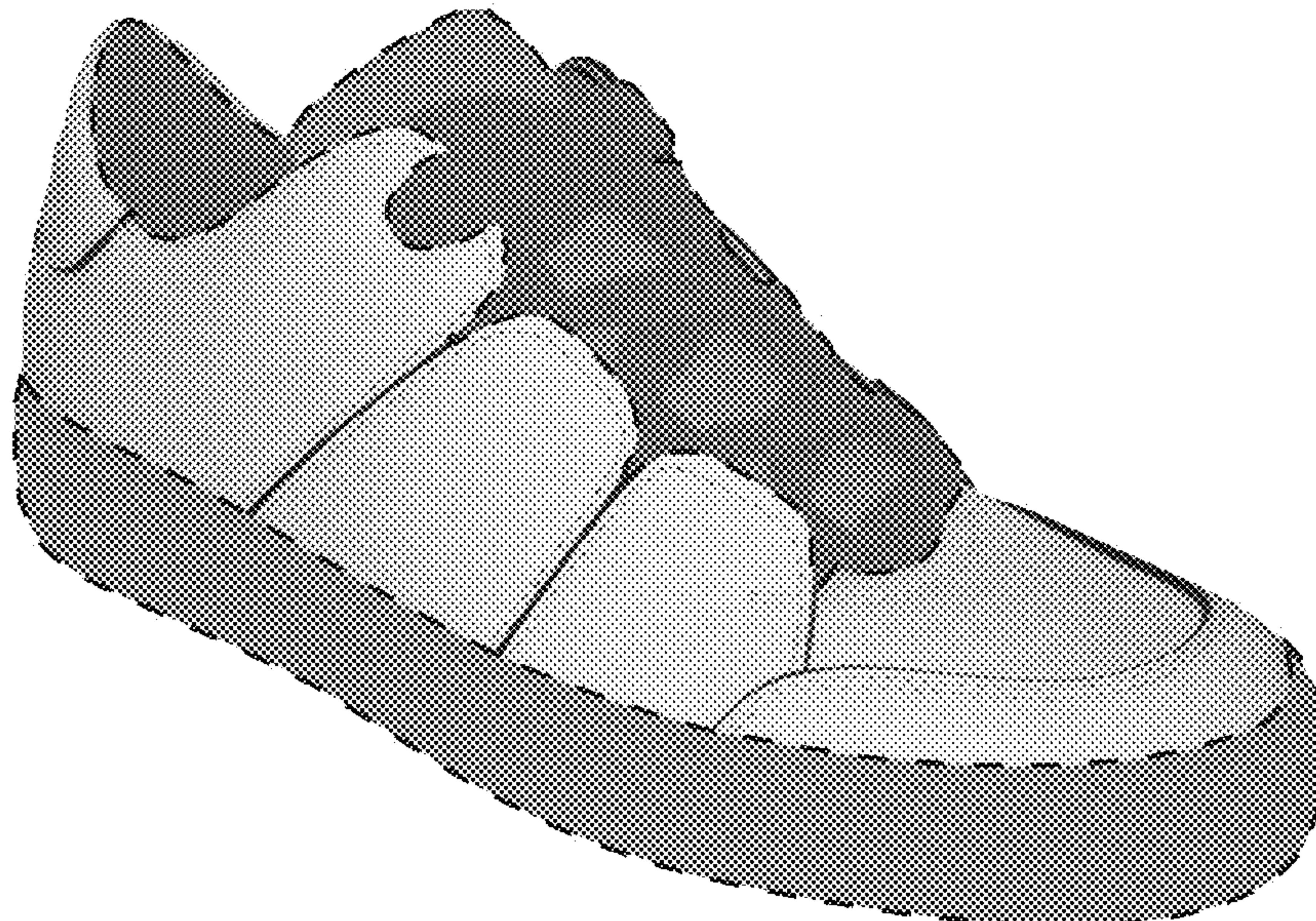
DESCRIPTION

The file of this patent contains at least one drawing/photograph executed in color. Copies of this patent with color drawing(s)/photograph(s) will be provided by the Office upon request and payment of the necessary fee.

FIG. 1 is a perspective view of a shoe showing my new design;
FIG. 2 is a right view thereof;
FIG. 3 is a left view thereof;
FIG. 4 is a front view thereof;
FIG. 5 is a back thereof;
FIG. 6 is a top view thereof; and,
FIG. 7 is a bottom view thereof.

The broken lines illustrate boundaries which form no part of the claimed design and the portions within the broken lines illustrate portions of the shoe which form no part of the claimed design.

1 Claim, 7 Drawing Sheets
(7 of 7 Drawing Sheet(s) Filed in Color)



(56)

References Cited

U.S. PATENT DOCUMENTS

D610,337 S	2/2010	Holmes et al.	
D610,338 S	2/2010	Holmes et al.	
D622,050 S	8/2010	Amphyon	
D624,741 S *	10/2010	Akhidime	D2/969
D688,039 S	8/2013	Williams, Jr.	
D702,423 S	4/2014	Della Valle et al.	
D707,940 S *	7/2014	Lonigan	D2/969
D712,647 S *	9/2014	Portzline	D2/969
D730,036 S *	5/2015	Portzline	D2/969
D740,537 S	10/2015	Fuhrer et al.	
D752,850 S *	4/2016	Mahoney	D2/969
D753,382 S	4/2016	Lamont	
D758,706 S	6/2016	Grosko et al.	
D779,183 S	2/2017	Arizumi	
D782,165 S	3/2017	Slimane	
D793,677 S	8/2017	Slimane	
D793,689 S *	8/2017	McCourt	D2/969
D809,271 S	2/2018	Cin	
D824,651 S	8/2018	Greenhalgh	
D826,539 S	8/2018	McCourt	
D886,431 S *	6/2020	Dean	D2/969
2010/0275470 A1	11/2010	Hoffer et al.	
2017/0042290 A1	2/2017	Hatfield et al.	

* cited by examiner




FIG. 1

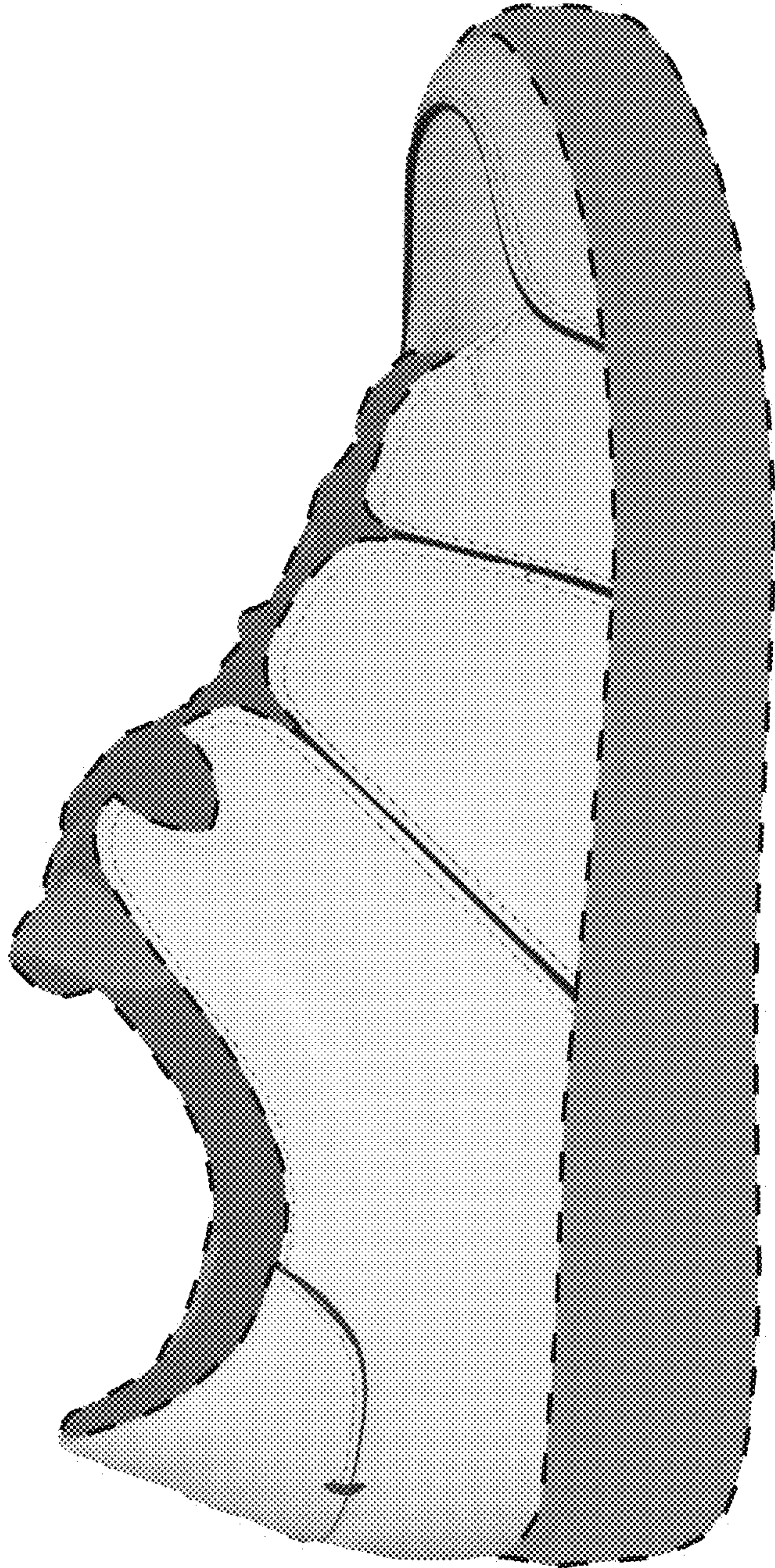


FIG. 2

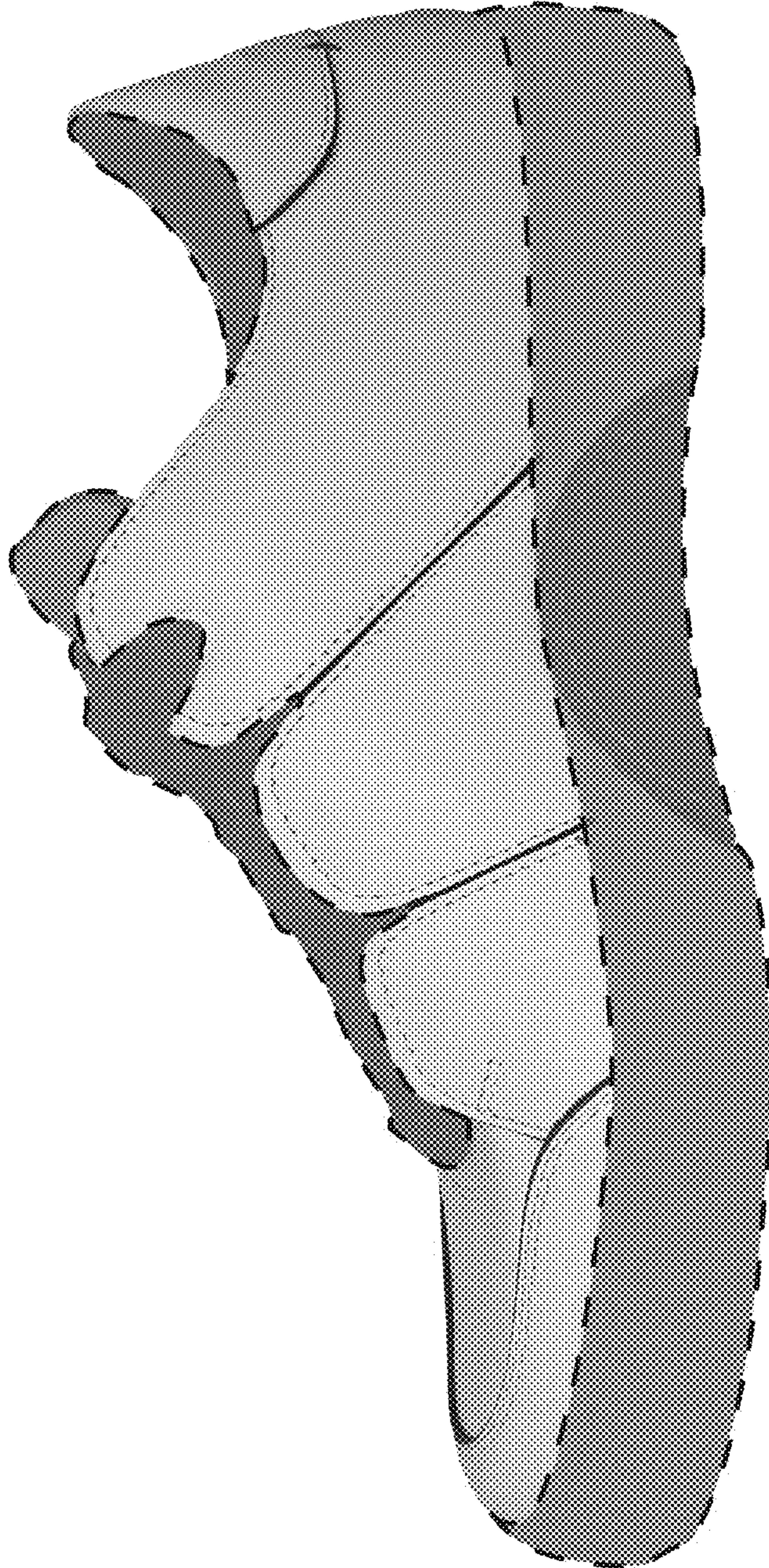


FIG. 3

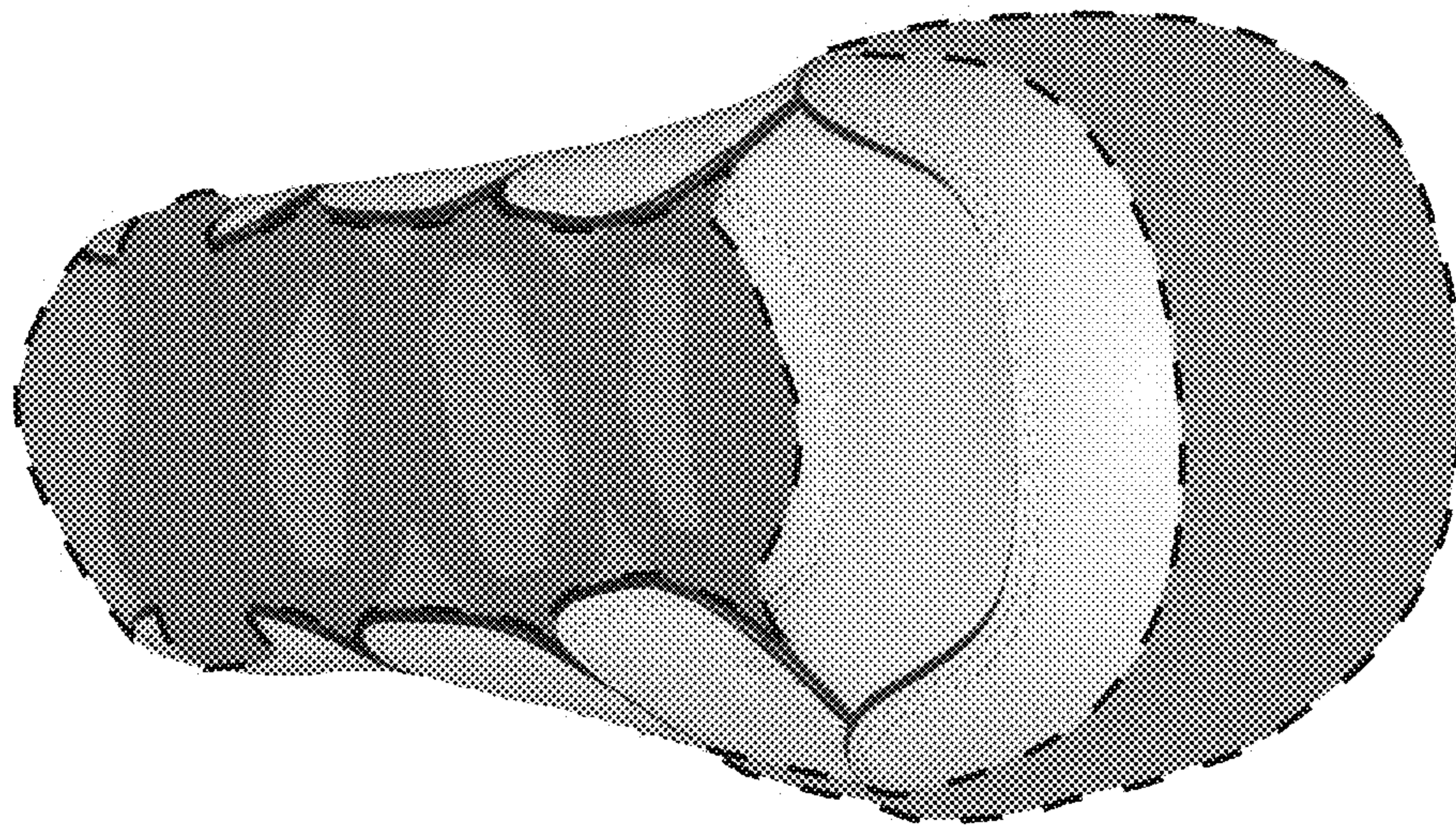


FIG. 4




FIG. 5




FIG. 6




FIG. 7