



US00D915740S

(12) **United States Design Patent** (10) **Patent No.:** **US D915,740 S**
Johnson (45) **Date of Patent:** **** Apr. 13, 2021**

(54) **UPPER GARMENT**

(71) Applicant: **Brooke Johnson**, Bellevue, IA (US)

(72) Inventor: **Brooke Johnson**, Bellevue, IA (US)

(**) Term: **15 Years**

(21) Appl. No.: **29/652,914**

(22) Filed: **Jan. 8, 2021**

Related U.S. Application Data

(60) Continuation of application No. 29/652,410, filed on Aug. 10, 2020, and a continuation of application No. 29/652,412, filed on Aug. 10, 2020, and a continuation of application No. 29/672,397, filed on Dec. 5, 2018, now abandoned, which is a division of application No. 29/633,580, filed on Jan. 15, 2018, now Pat. No. Des. 901,841, which is a continuation of application No. 29/633,580, filed on Jan. 15, 2018, now Pat. No. Des. 901,841, which is a division of application No. 29/652,410, filed on Jan. 15, 2018, now Pat. No. Des. 901,841.

(51) **LOC (13) Cl.** **02-02**

(52) **U.S. Cl.**
USPC **D2/847**

(58) **Field of Classification Search**
USPC D2/847, 751, 828, 762, 842, 743
CPC A41B 1/00
See application file for complete search history.

(56) **References Cited**

U.S. PATENT DOCUMENTS

D100,451 S * 7/1936 Roseman D2/751
D103,278 S * 2/1937 Freedman D2/842
D106,282 S * 10/1937 Burke D2/762
D109,027 S * 3/1938 Scheinwald D2/751

D113,801 S * 3/1939 Ciccone D2/765
D171,658 S * 3/1954 Morris D2/751
D315,051 S * 3/1991 Schanink D2/743
D777,057 S * 1/2017 Singer D11/160

FOREIGN PATENT DOCUMENTS

DE 202010016485 * 4/2011

OTHER PUBLICATIONS

Women's Solid Plus Size Lace Open Front Bolero Shrug by Winwinus, posted to amazon.com. Available date: Sep. 10, 2018 [site visited Feb. 12, 2021] Available: <www.amazon.com/Winwinus-Womens-Solid-Patchwork-Bolero/dp/B07H787S6F/ref=sM_294?dchild=1&%20keywords=ruffle%2Bbolero&qid=1584973930&sr=8-294&th=1> (Year: 2018).*

(Continued)

Primary Examiner — Kevin K Rudzinski
(74) *Attorney, Agent, or Firm* — Dunlap Bennett & Ludwig, PLLC


(57) **CLAIM**

The ornamental design for an upper garment, as shown and described.

DESCRIPTION

FIG. 1 is a front perspective view of an upper garment; FIG. 2 is a front elevation thereof; FIG. 3 is a rear elevation view thereof; FIG. 4 is a right-side elevation view thereof; FIG. 5 is a left-side elevation view thereof; FIG. 6 is a top plan view thereof; and, FIG. 7 is a bottom plan view thereof. The broken lines shown in the drawings depict the bounds of the upper garment and forms no part of the claimed invention.

1 Claim, 4 Drawing Sheets



(56)

References Cited

OTHER PUBLICATIONS

Pirate Steampunk Jacket Bolero by blackmirrordesign, posted to etsy.com. Available date: Jan. 6, 2018 [site visited Feb. 12, 2021] Available: <<https://www.pinterest.com/pin/475622410623209326/>> (Year: 2018).*

New Pattern Ruffle Bolero Now Available in the Shop by Heidi & Finn, posted to heidiandfinn.blogspot.com. Available date: Nov. 8, 2010 [site visited Feb. 12, 2021] Available: <<http://heidiandfinn.blogspot.com/2010/11/new-pattern-ruffle-bolero-now-available.html>> (Year: 2010).*

Frill Lace & Ruffle Bolero Cardigan posted to lolibrary.org. Available date: Mar. 8, 2012 [site visited Feb. 12, 2021] Available: <<https://lolibrary.org/items/h-naoto-frill-lace-ruffle-bolero-cardigan-2012>> (Year: 2012).*

Ruffle Frill Pattern Black Leather Jacket Custom Made Sheep Skin posted by ind-sale to etsy.com. Available date: Oct. 24, 2017 [site visited Feb. 12, 2021] Available: <<https://www.ebay.com/itm/Ruffle-Frill-Pattern-Black-Leather-Jacket-Custom-Made-Sheep-Skin-ALL-Size-Zipper-/191889192083>> (Year: 2017).*

Women's Grey and Black Ruffled Shoulder Holster posted by TreadleWorksDesigns to etsy.com. Available date: Jun. 21, 2014 [site visited Feb. 12, 2021] Available: <https://www.etsy.com/listing/222994601/womens-grey-and-black-ruffled-shoulder?utm_source=Pinterest&utm_medium=PageTools&utm_campaign=Share> (Year: 2014).*

* cited by examiner




FIG. 1




FIG. 2

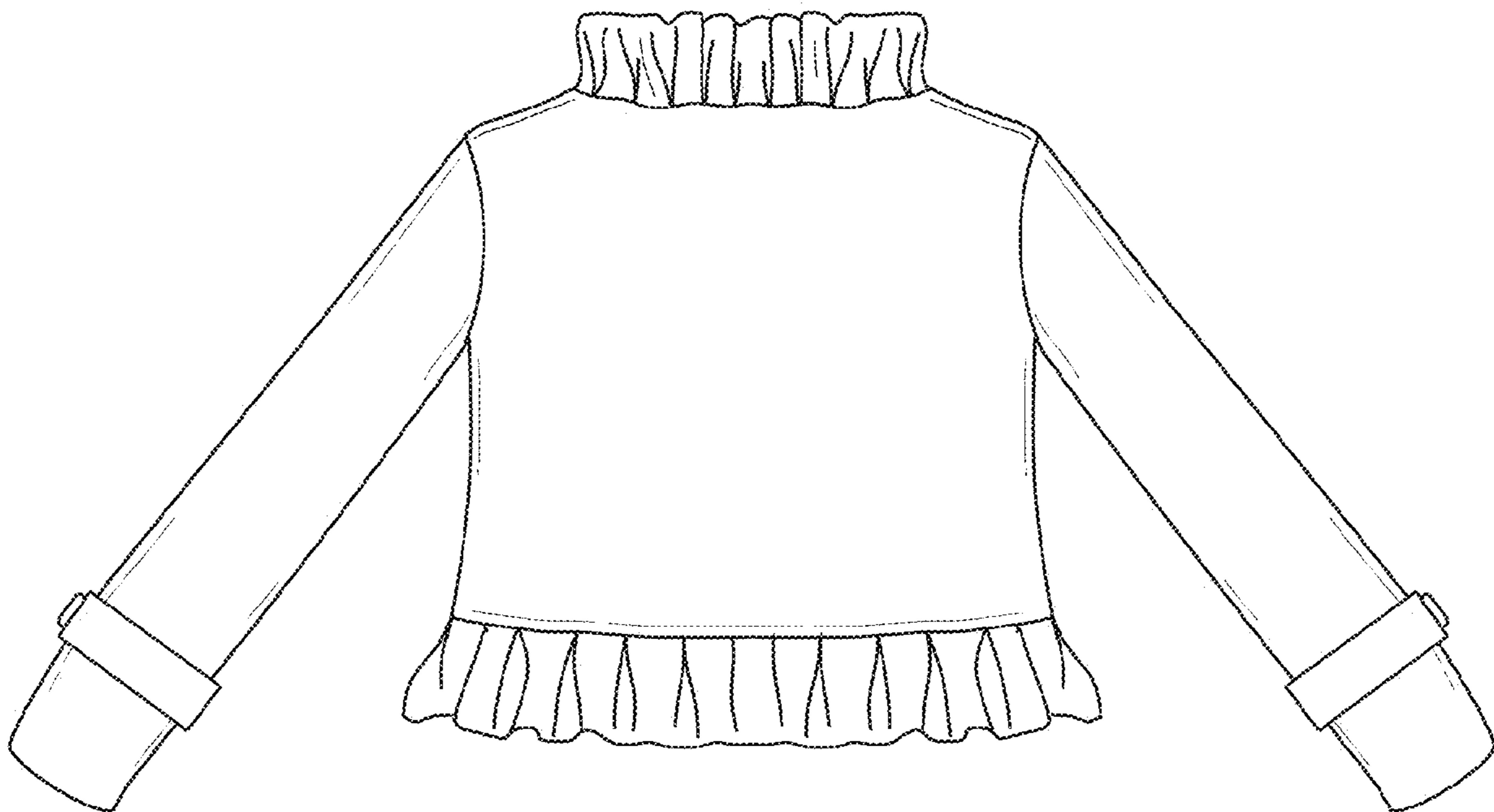


FIG. 3

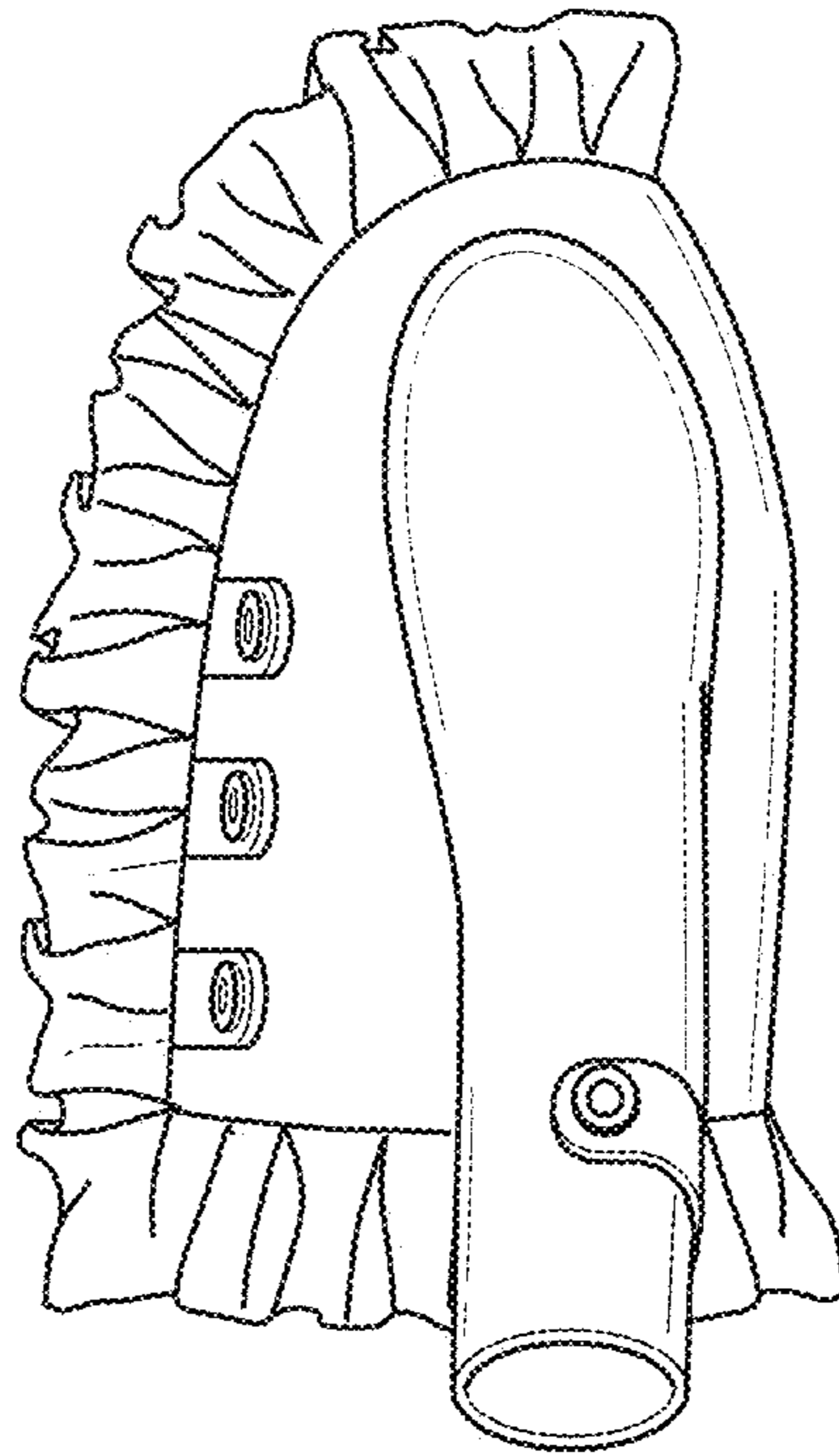


FIG. 4

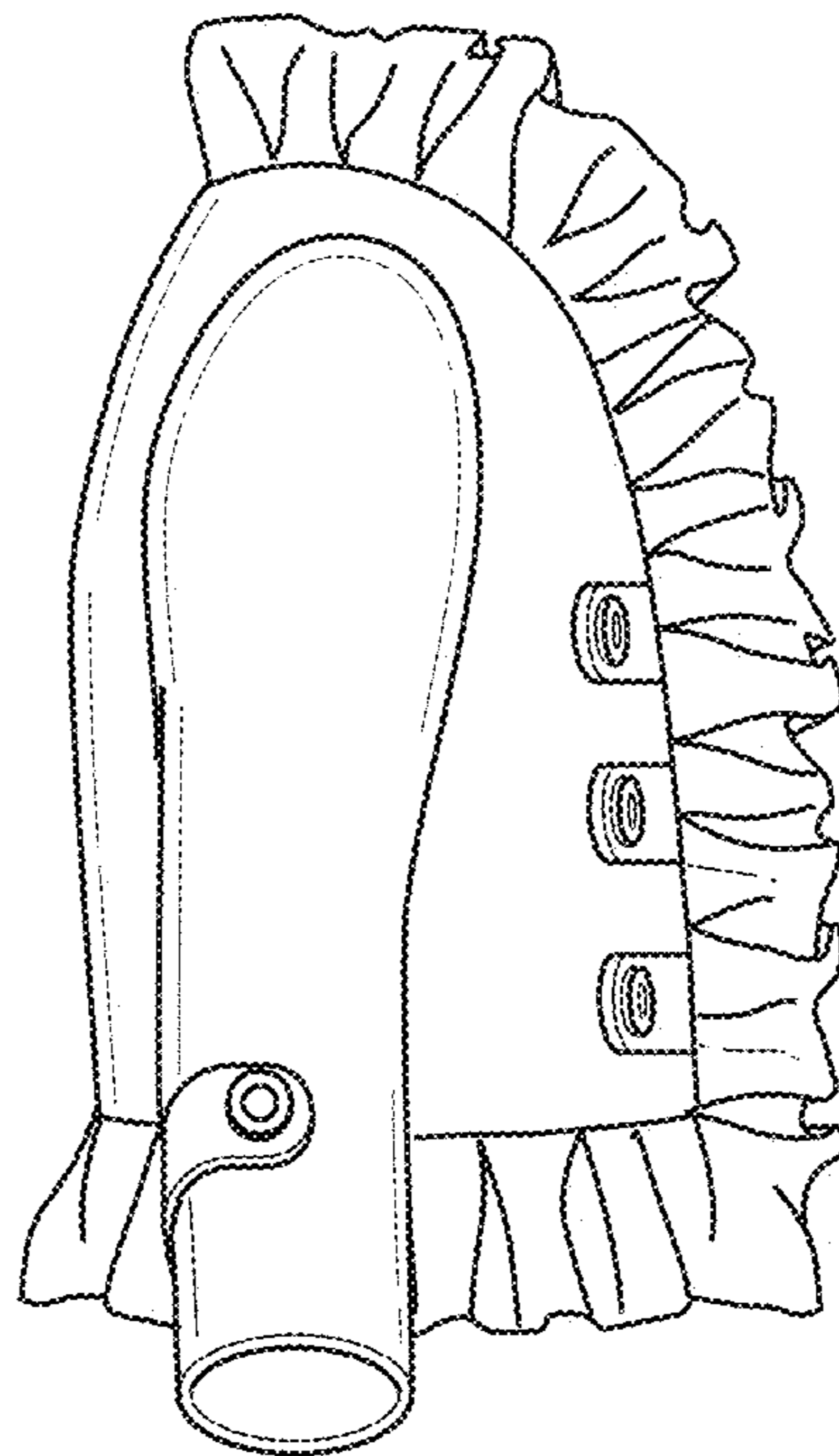


FIG. 5

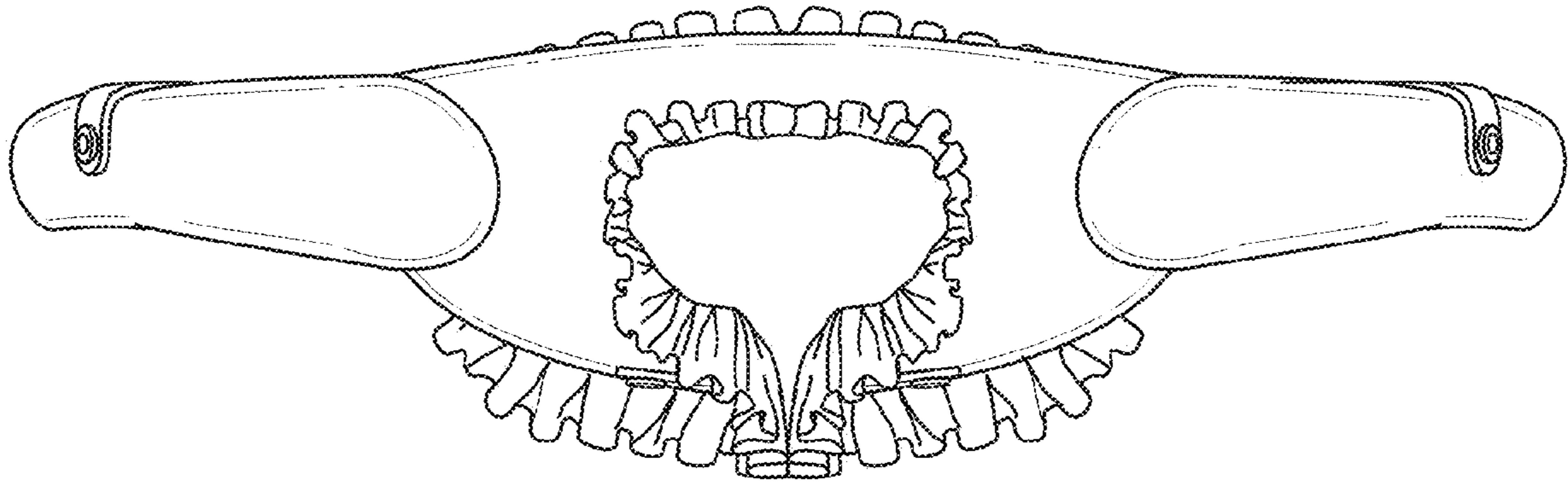


FIG. 6

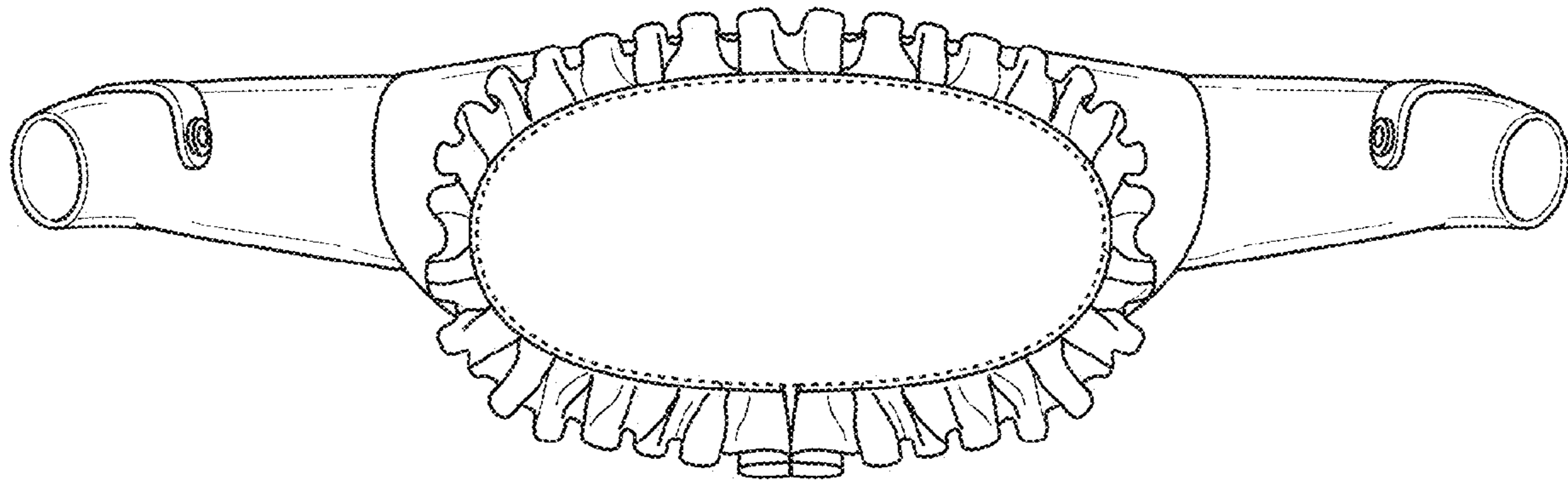


FIG. 7