



US00D915734S

(12)

United States Design Patent

Sherman

(10) Patent No.:

US D915,734 S

(45) Date of Patent:

\*\* Apr. 13, 2021

(54) NECKTIE WITH A POCKET

(71) Applicant: Virginia Sherman, Baltimore, MD  
(US)

(72) Inventor: Virginia Sherman, Baltimore, MD  
(US)

(\*\*) Term: 15 Years

(21) Appl. No.: 29/637,823

(22) Filed: Feb. 22, 2018

(51) LOC (13) Cl. 02-05

(52) U.S. Cl.  
USPC D2/605

(58) Field of Classification Search  
USPC D2/500, 501, 502, 600, 601, 602, 603,  
D2/604, 605, 606, 607, 608, 609  
CPC A41D 25/00; A41D 25/001; A41D 25/003;  
A41D 25/005; A41D 25/006; A41D  
25/008; A41D 25/02; A41D 25/022;  
A41D 25/025; A41D 25/027; A41D  
25/04; A41D 25/06; A41D 25/08; A41D  
25/10; A41D 25/12; A41D 25/14; A41D  
27/20  
See application file for complete search history.

(56) References Cited

U.S. PATENT DOCUMENTS

D136,238 S \* 8/1943 Urdang D2/608

3,206,765 A \* 9/1965 Sherman A41D 25/00  
2/144

5,073,987 A \* 12/1991 Crosier A41D 25/00  
2/144

5,170,507 A \* 12/1992 Langford A41D 25/008  
2/148

5,575,007 A \* 11/1996 Gaffney A41D 25/00  
2/144

D378,007 S \* 2/1997 Dean D2/605

D393,137 S \* 4/1998 Breton D2/500

5,806,098 A \* 9/1998 McKinnon A41D 27/20  
2/144

D437,471 S \* 2/2001 Harris D2/605

D482,511 S \* 11/2003 Dixon D2/605

D771,900 S \* 11/2016 Brown D2/605

D845,583 S \* 4/2019 Chiarenza D2/605

2008/0060114 A1 \* 3/2008 Joseph A41D 25/003  
2/145

\* cited by examiner

Primary Examiner — Jasmine Mlinarcik

(74) Attorney, Agent, or Firm — Royal W. Craig; Gordon  
Feinblatt LLC

(57) CLAIM

The ornamental design for a necktie with a pocket, as shown  
and described.

DESCRIPTION

FIG. 1 is a front perspective view of the necktie with a  
pocket according to my new design.

FIG. 2 is a front perspective view of the necktie with a  
pocket in use; and,

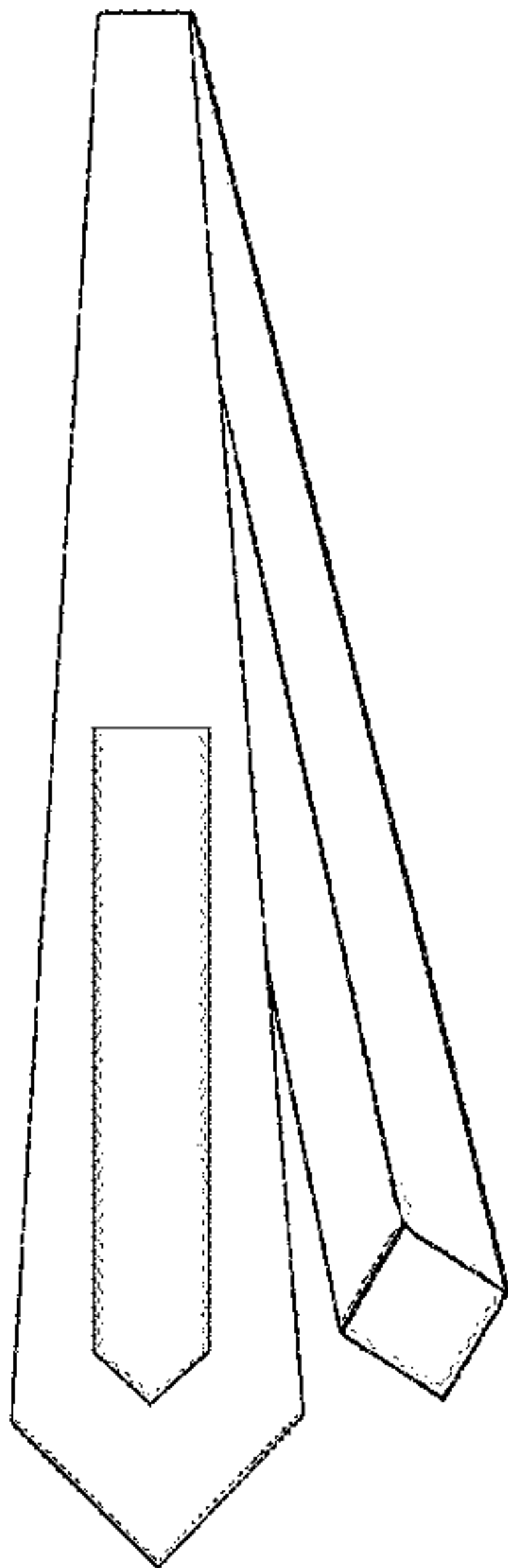
FIG. 3 is a side perspective view of the necktie with a  
pocket.

The fine dotted lines along the surface of the necktie with a  
pocket illustrated in FIGS. 1-3 depict claimed stitching. The  
tied knot outlined by broken lines that is adjacent to the  
necktie with a pocket in the view of FIG. 2 depicts envi-  
ronmental structure that forms no part of the claimed design.

The partial human figure outlined by broken lines in the  
view of FIG. 2 assists to illustrate how the necktie with a  
pocket may appear when in use and forms no part of the  
claimed design.

The surfaces of the necktie with a pocket that are not made  
visible beyond the perimeter structural edge lines of the  
necktie with a pocket in the drawing disclosure form no part  
of the claimed design.

1 Claim, 3 Drawing Sheets



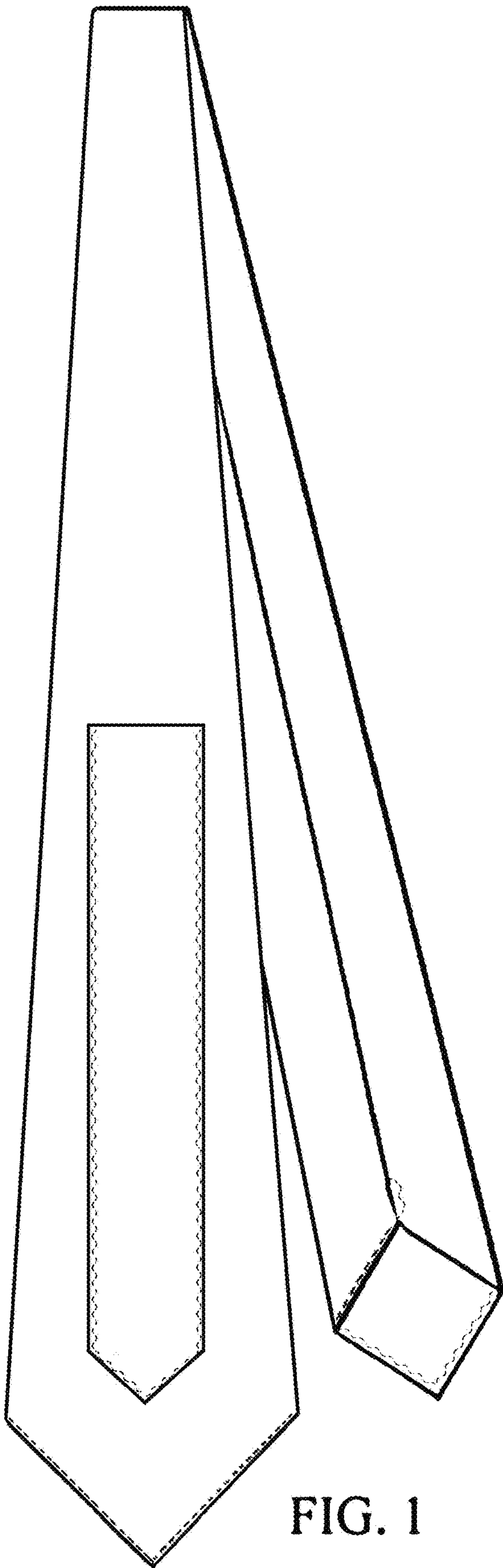


FIG. 1




FIG. 2

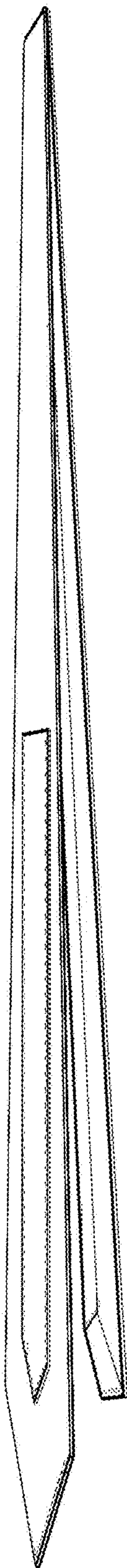


FIG. 3