



US00D915731S

(12) **United States Design Patent**  
**Bauer et al.**

(10) **Patent No.:** **US D915,731 S**  
(45) **Date of Patent:** **\*\* Apr. 13, 2021**

(54) **TEXTURED CONFECTIONARY**

(71) Applicant: **WM. WRIGLEY JR. COMPANY,**  
Chicago, IL (US)

(72) Inventors: **Kari Bauer,** Chicago, IL (US); **Dennis W. Rybolt,** Beecher, IL (US)

(73) Assignee: **WM. WRIGLEY JR. COMPANY,**  
Chicago, IL (US)

(\*\*) Term: **15 Years**

(21) Appl. No.: **29/650,271**

(22) Filed: **Jun. 5, 2018**

**Related U.S. Application Data**

(62) Division of application No. 29/548,921, filed on Dec. 17, 2015, now Pat. No. Des. 862,836.

(51) **LOC (13) Cl.** ..... **01-01**

(52) **U.S. Cl.**  
USPC ..... **D1/127**

(58) **Field of Classification Search**  
USPC ..... D1/100–130, 199; 426/5, 72, 73, 93, 94,  
426/104; D8/8.1, 8.2; 424/48, 401, 440,  
(Continued)

(56) **References Cited**

**U.S. PATENT DOCUMENTS**

D22,882 S 11/1893 Roes  
787,887 A 4/1905 Baker  
(Continued)

**OTHER PUBLICATIONS**

Gray, Max D. "How to Make Jelly Sugar Candy at Home." One How to. Jun. 5, 2018. Web. Sep. 25, 2020. <<https://food.onehowto.com/recipe/how-to-make-jelly-sugar-candy-at-home-5560.html>>.\*

(Continued)

*Primary Examiner* — Katie Jane Stofko

(57) **CLAIM**

We claim the ornamental design for a textured confectionary, as substantially shown and described.

**DESCRIPTION**

FIG. 1 is a front elevation view of a first embodiment of a textured confectionary, the rear elevation view being a mirrored image thereof;

FIG. 2 is a right side elevation view thereof, the left side elevation, top plan view and bottom plan view being identical thereto;

FIG. 3 is a front, left side, top perspective view thereof;

FIG. 4 is a front elevation view of a second embodiment of a textured confectionary, the rear elevation view being a mirrored image thereof;

FIG. 5 is a left side view thereof, the right side view being a mirrored image thereof;

FIG. 6 is a top plan view thereof, the bottom plan view being a mirrored image thereof;

FIG. 7 is a front, left side, top perspective view thereof;

FIG. 8 is a front elevation view of a third embodiment of a textured confectionary, the rear elevation view being a mirrored image thereof;

FIG. 9 is a left side view thereof, the right side view being a mirrored image thereof;

FIG. 10 is a top plan view thereof, the bottom plan view being a mirrored image thereof;

FIG. 11 is a front, left side, top perspective view thereof;

FIG. 12 is a front elevation view of a fourth embodiment of a textured confectionary, the rear elevation view being a mirrored image thereof;

FIG. 13 is a left side view thereof, the right side view being a mirrored image thereof;

FIG. 14 is a top plan view thereof, the bottom plan view being a mirrored image thereof;

FIG. 15 is a front, left side, top perspective view thereof;

FIG. 16 is a front elevation view of a fifth embodiment of a textured confectionary, the rear elevation view being a mirrored image thereof;

FIG. 17 is a left side view thereof, the right side view being a mirrored image thereof;

(Continued)

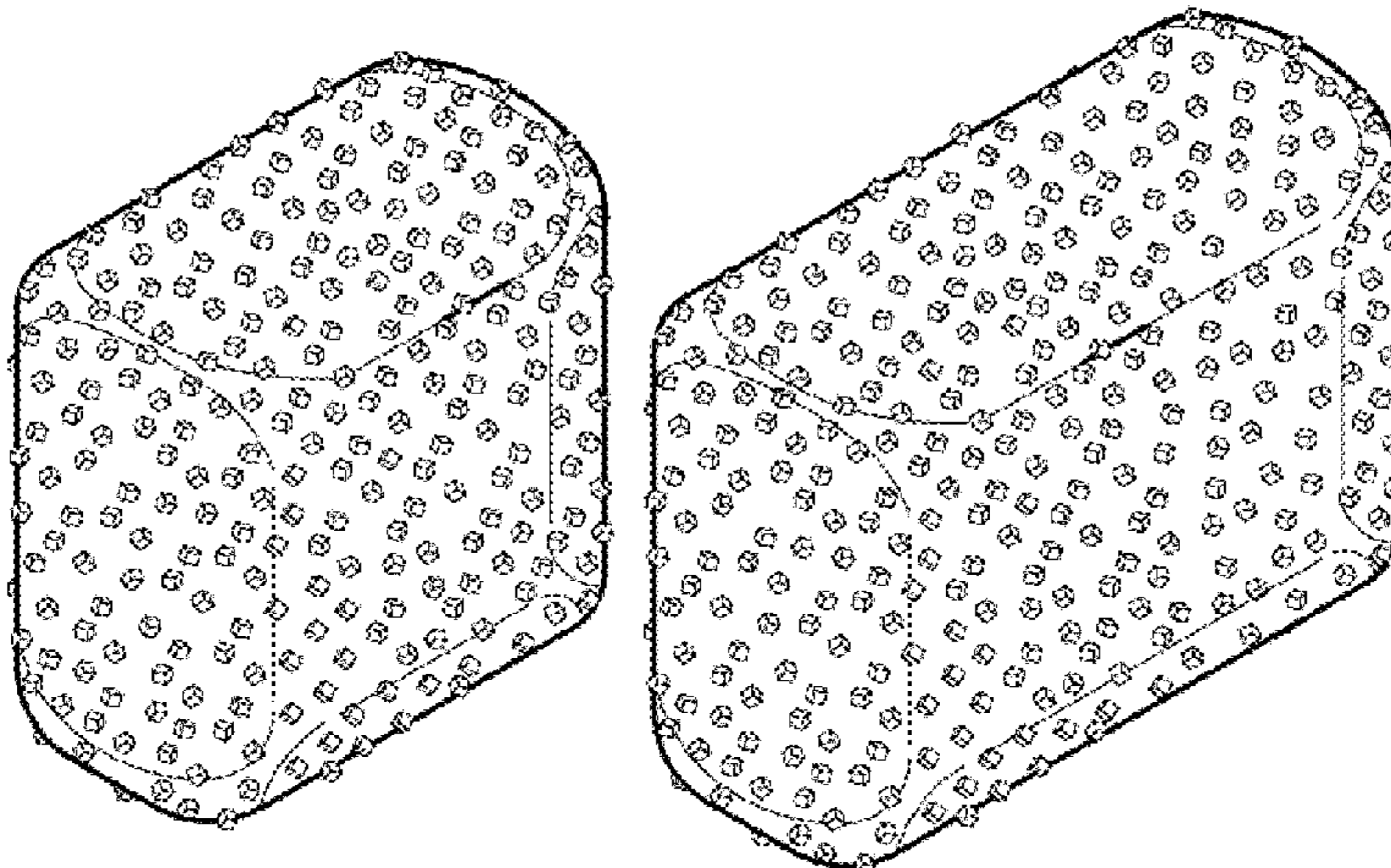


FIG. 18 is a top plan view thereof, the bottom plan view being a mirrored image thereof; and, FIG. 19 is a front, left side, top perspective view thereof.

**1 Claim, 5 Drawing Sheets**

(58) **Field of Classification Search**

USPC ..... 424/469, 470; D21/373, 499; D24/101-104; D27/100  
 CPC ... A23G 4/02; A23G 4/06; A23G 4/08; A23G 4/10; A23G 4/20; A23G 4/00; A23G 3/38; A23G 3/42; A23G 3/54; A23G 3/50; A23G 9/48; A23K 1/164; A23V 2002/00

See application file for complete search history.

(56) **References Cited**

U.S. PATENT DOCUMENTS

1,901,394	A	3/1933	Hassell	
2,987,445	A	6/1961	Levesque	
3,044,938	A	7/1962	Halley	
D266,030	S	9/1982	Madonia	
4,362,751	A	12/1982	Dogliotti	
D271,344	S *	11/1983	Faust	D1/127
D271,439	S *	11/1983	Schumacher	D1/127
D271,534	S *	11/1983	Huzinec	D1/127
D271,535	S *	11/1983	Huzinec	D1/127
D271,536	S *	11/1983	Siecke	D1/127
4,563,345	A	1/1986	Arrick	
4,738,817	A	4/1988	Wittwer	
D295,570	S	5/1988	Muello	
5,603,219	A	2/1997	Kolb	
D425,286	S	5/2000	Smoak	
6,060,078	A	5/2000	Lee	
D478,513	S	8/2003	Canamasas	

D485,421	S	1/2004	Norton	
D485,963	S *	2/2004	Norton	D1/127
6,807,284	B2	10/2004	Nakamura	
D509,858	S	9/2005	May	
D535,741	S	1/2007	Stawski	
7,287,643	B1 *	10/2007	Glover, Sr.	A46B 11/0003 206/223
D583,526	S	12/2008	Roach	
D592,273	S *	5/2009	Eisch	D23/207
D608,840	S	1/2010	Crutchfield	
7,968,130	B2	6/2011	Walter	
D658,347	S *	5/2012	Gottardi B. Maia	D1/199
D658,823	S	5/2012	Viola	
D682,466	S *	5/2013	Cantelmo	D28/4
8,455,025	B2	6/2013	Stern	
8,557,323	B2 *	10/2013	Stawski	A23G 3/38 426/660
D723,766	S	3/2015	Kamakura	
D724,778	S	3/2015	Hulan	
D768,352	S *	10/2016	Sherman	D1/108
9,498,435	B2	11/2016	Allio	
D778,525	S	2/2017	Gao	
D838,930	S	1/2019	Kamper	
D862,836	S *	10/2019	Bauer	D1/127
2003/0163149	A1	8/2003	Reisinger	
2007/0160713	A1	7/2007	Walter	
2007/0231426	A1	10/2007	Acar	
2009/0202673	A1	8/2009	Phillips	
2011/0045726	A1	2/2011	Donovan	
2013/0071454	A1	3/2013	Stawski	

OTHER PUBLICATIONS

Murray, Allison. "Easter Candy Inspired Speckled Easter Eggs Tutorial." Dream a Little Bigger. Mar. 14, 2013. Web. Sep. 25, 2020. <<https://www.dreamalittlebigger.com/post/easter-candy-inspired-speckled-easter-eggs-tutorial.html>>.\*  
 "Starburst Minis (Original)." Candyblog. Jun. 21, 2013. Web. May 28, 2019. <[http://www.candyblog.net/blog/item/starburst\\_minis](http://www.candyblog.net/blog/item/starburst_minis)>.

\* cited by examiner

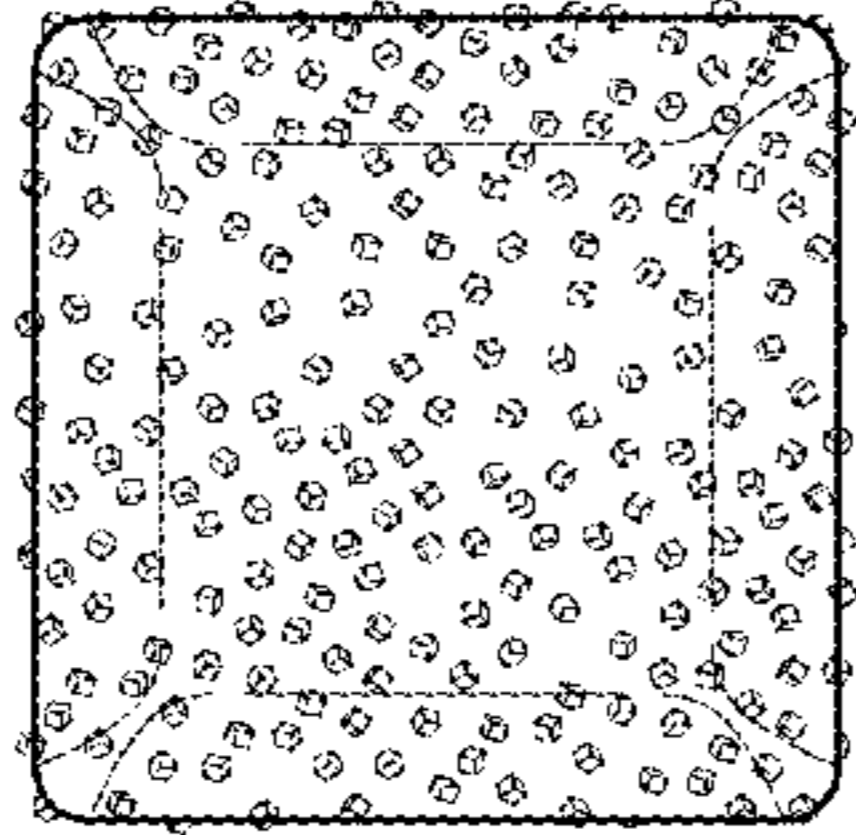


FIG. 1

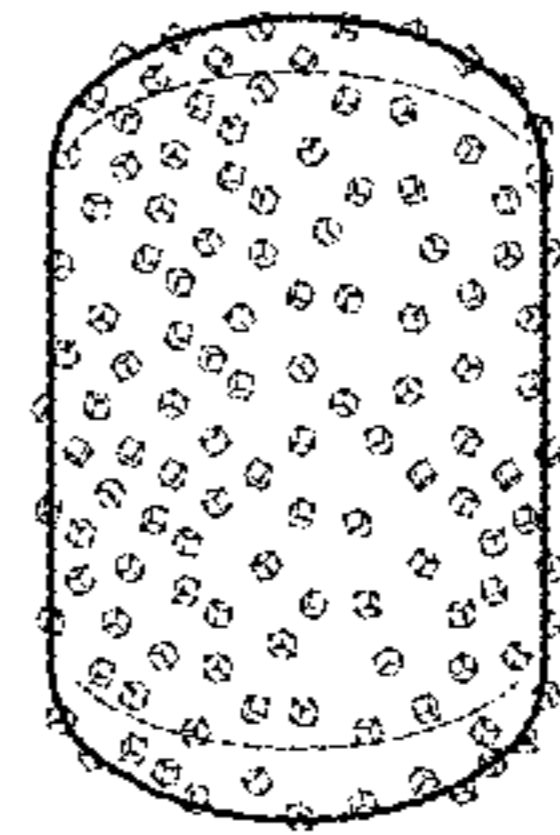


FIG. 2

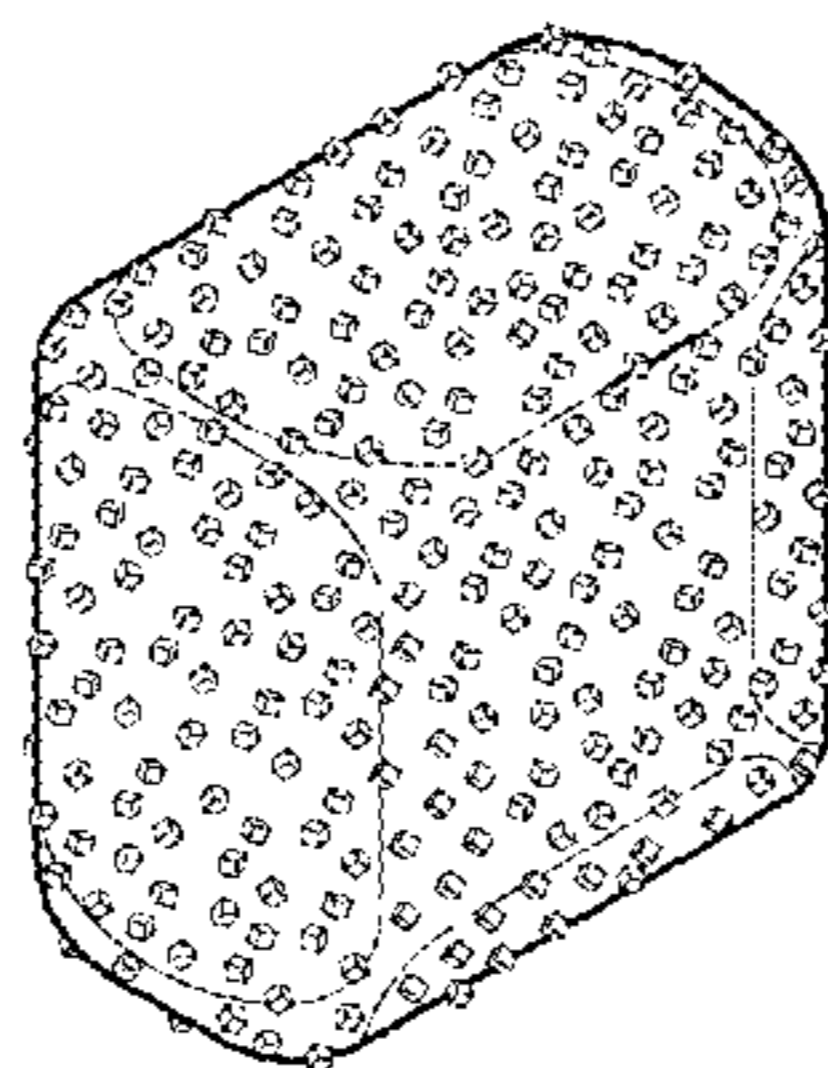


FIG. 3

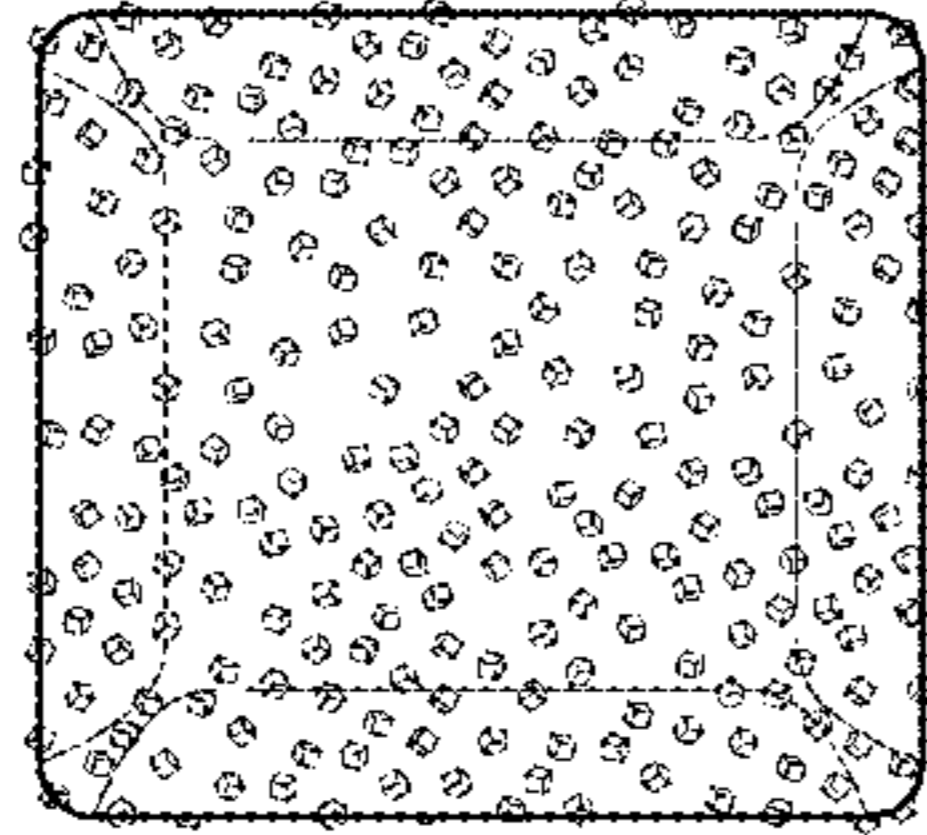


FIG. 4

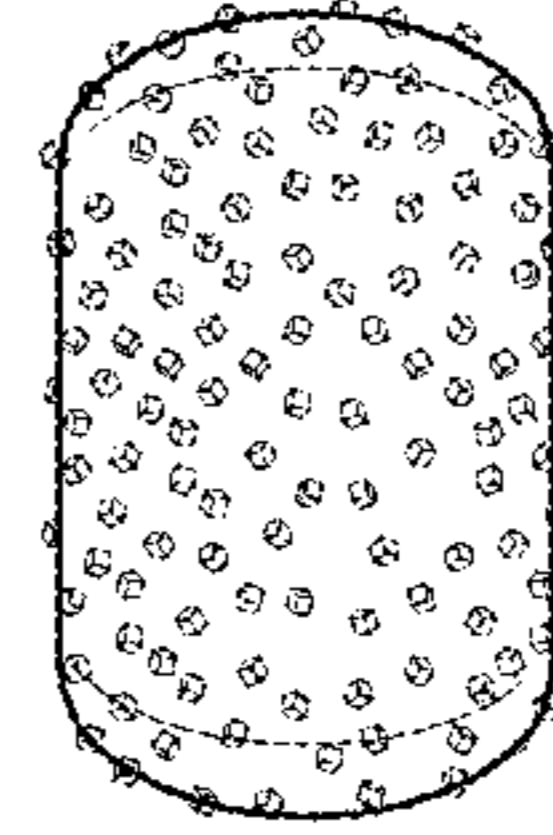


FIG. 5

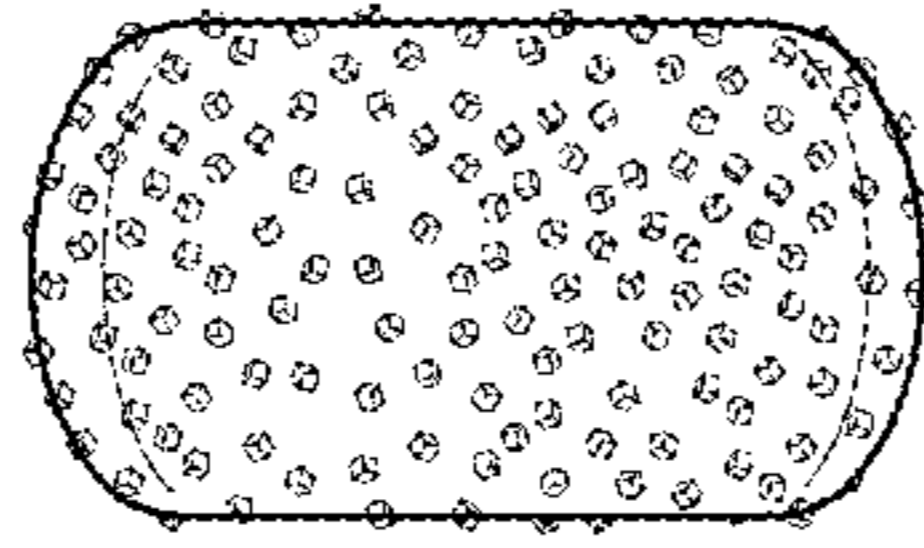


FIG. 6

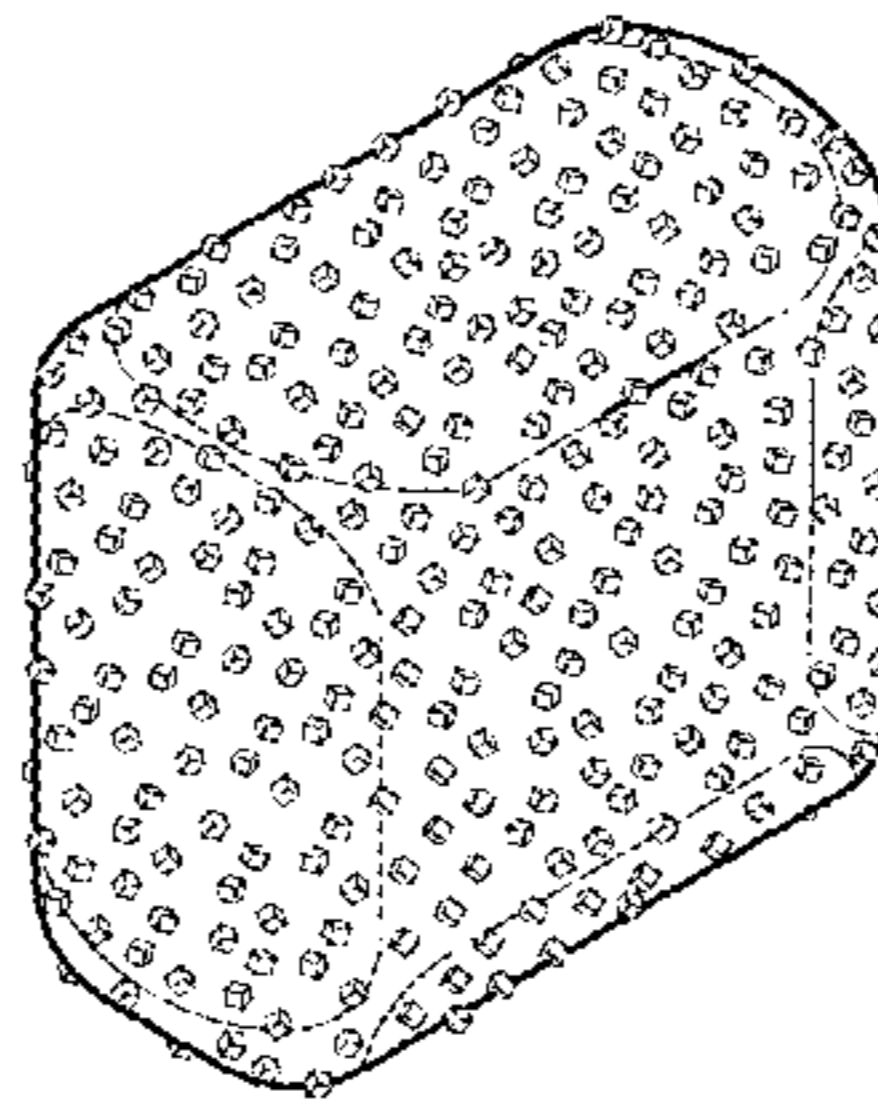


FIG. 7

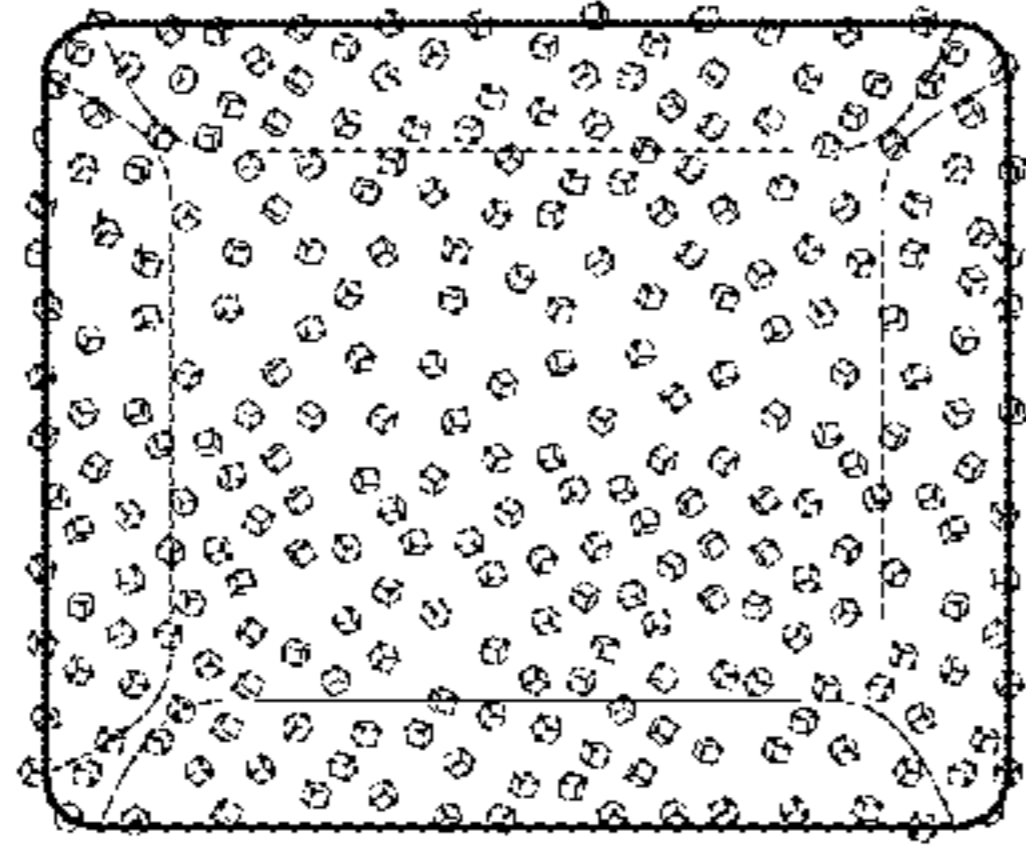


FIG. 8




FIG. 9

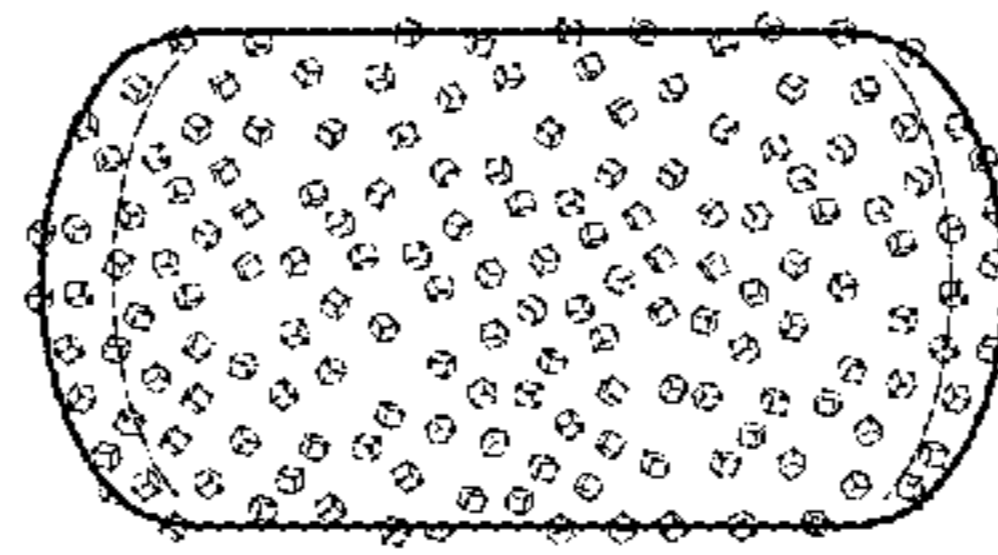


FIG. 10

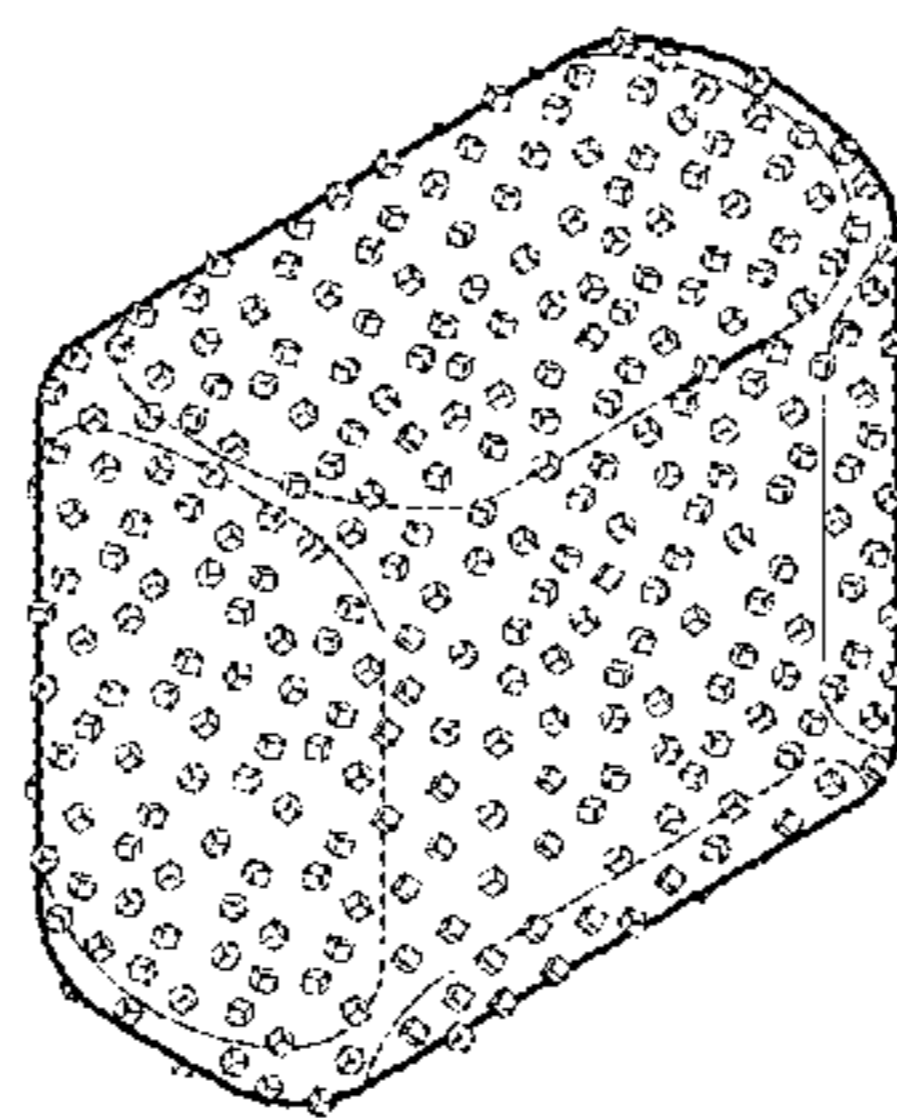


FIG. 11

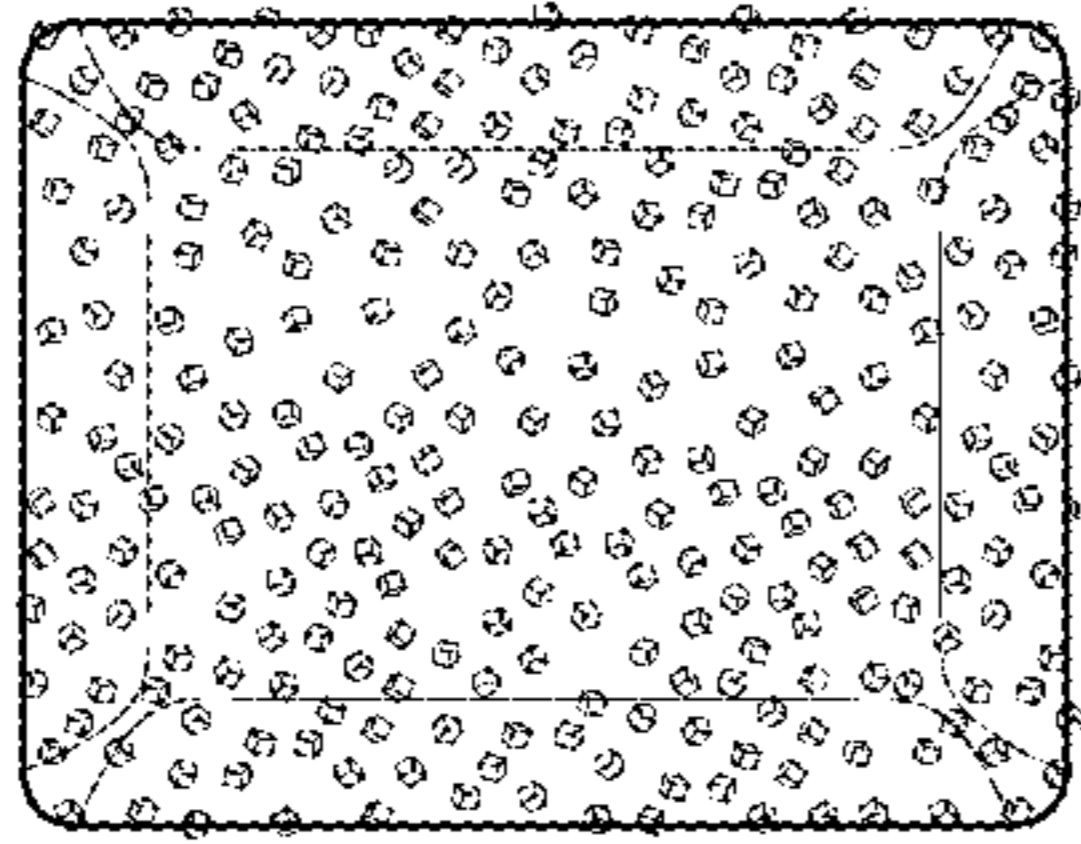


FIG. 12

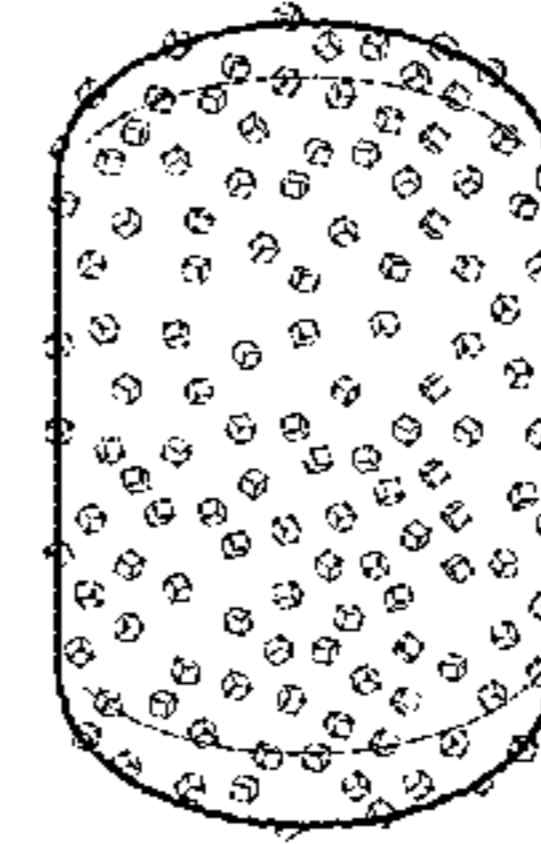


FIG. 13

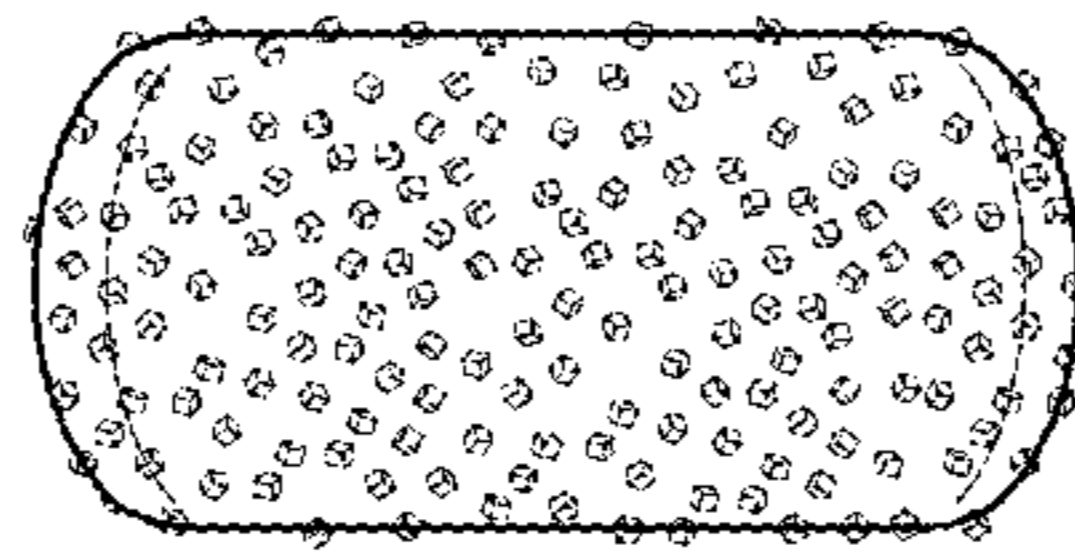


FIG. 14

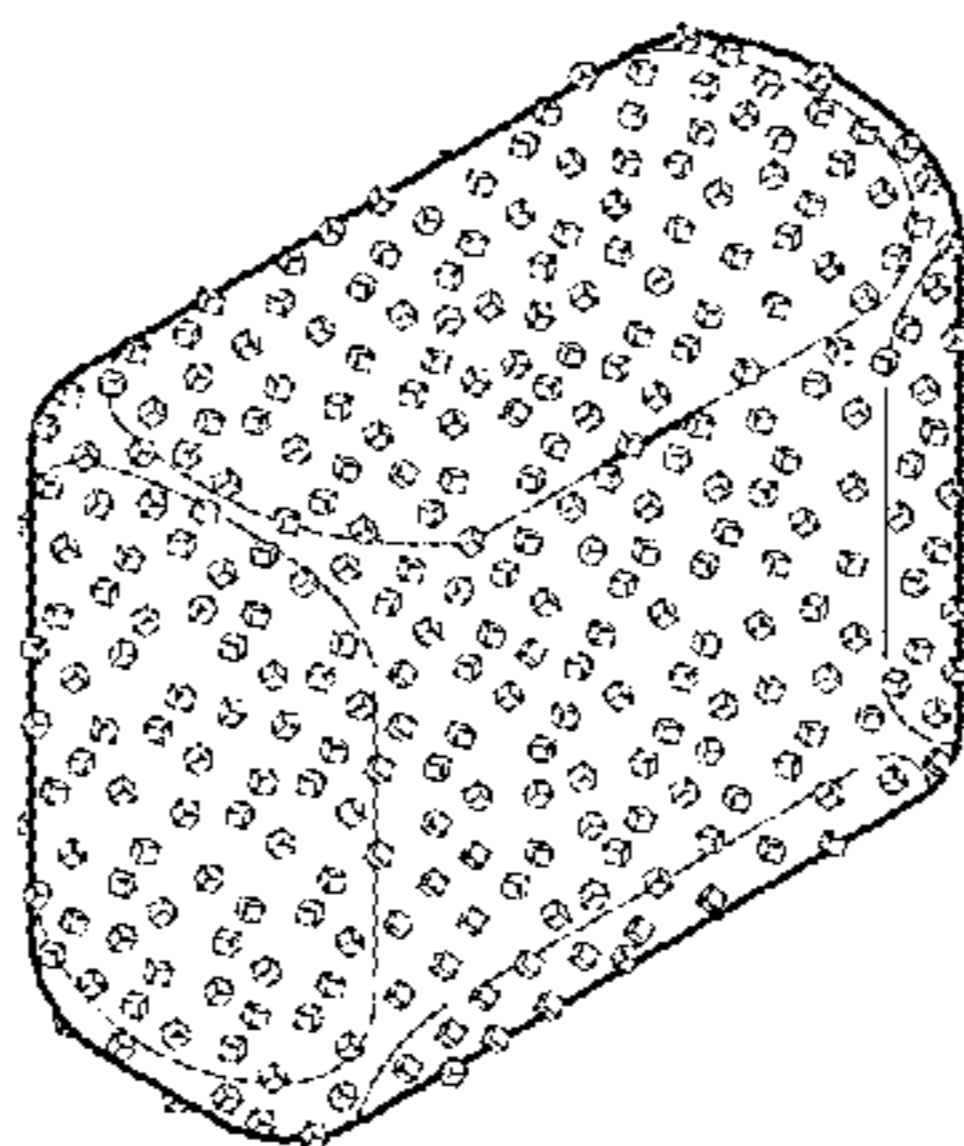


FIG. 15

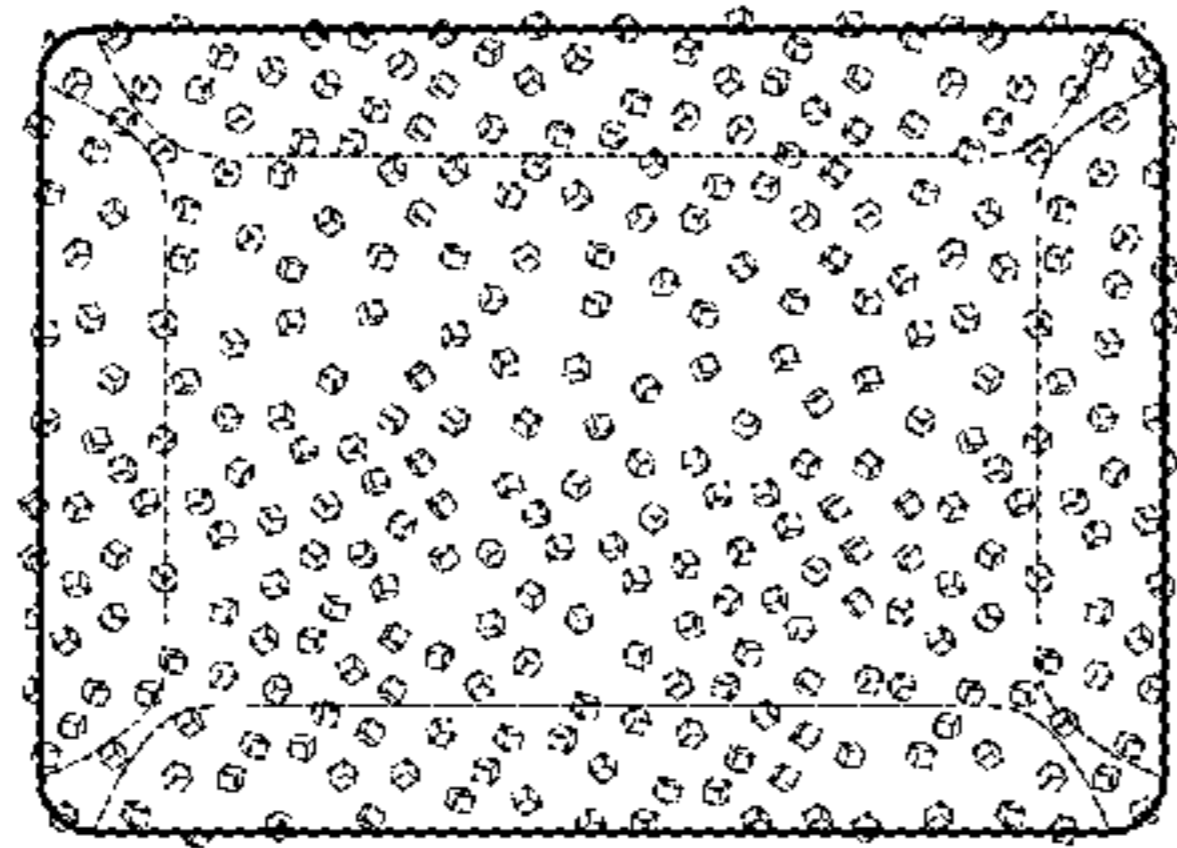


FIG. 16




FIG. 17

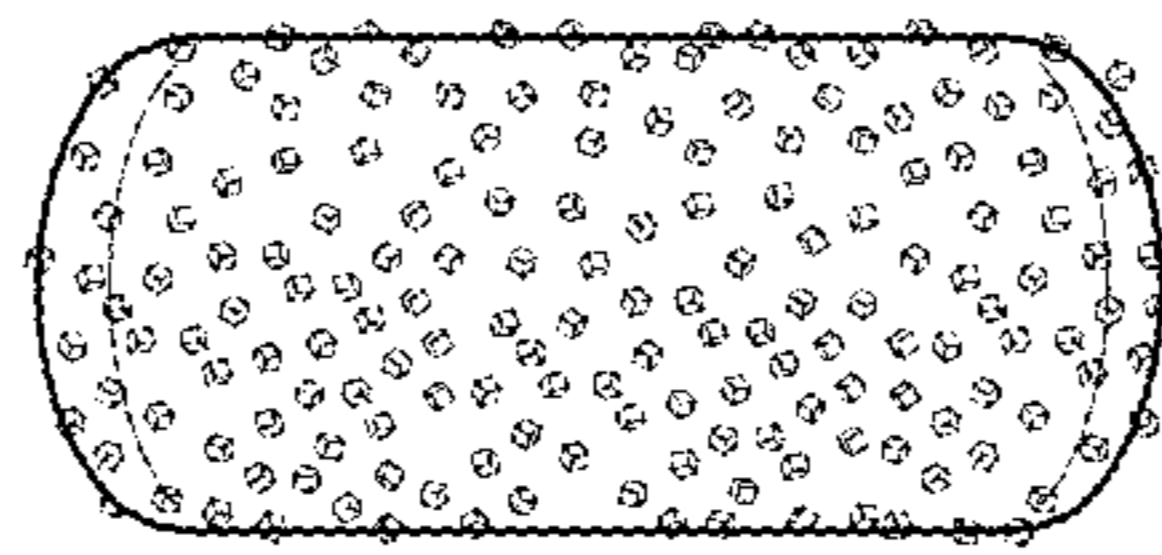


FIG. 18

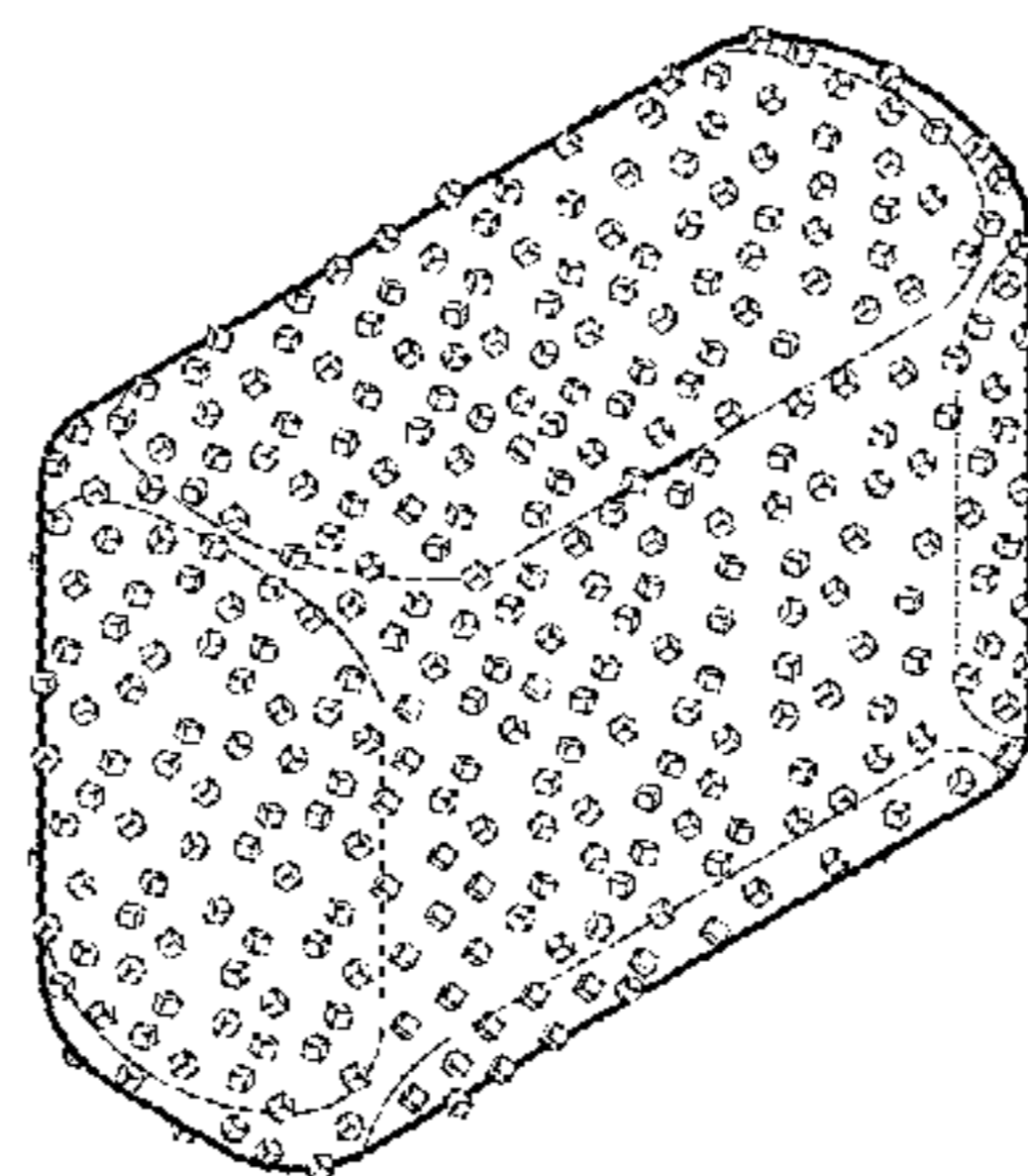


FIG. 19