



US00D915700S

(12) **United States Design Patent**
Chang Chien

(10) **Patent No.:** **US D915,700 S**

(45) **Date of Patent:** **** Apr. 6, 2021**

(54) **FOLDABLE HAMPER**

(71) Applicant: **EP Family Corp.**, Walnut, CA (US)

(72) Inventor: **Pei Ling Chang Chien**, Walnut (TW)

(**) Term: **15 Years**

(21) Appl. No.: **29/661,682**

(22) Filed: **Aug. 29, 2018**

(51) **LOC (13) Cl.** **09-04**

(52) **U.S. Cl.**
USPC **D32/37**

(58) **Field of Classification Search**
USPC D32/1, 14.1, 30, 35-37, 47, 58-59
CPC .. A61L 2/10; A47L 25/00; A47L 23/20; B01J
19/08; G01N 21/00; G01J 3/10; D06F
58/04

See application file for complete search history.

(56) **References Cited**

U.S. PATENT DOCUMENTS

D110,355 S *	7/1938	GLEitsman	D32/37
D147,724 S *	10/1947	Gleitsman	D32/37
D200,503 S *	3/1965	SHuman	D32/37
3,186,586 A *	6/1965	Box	B65D 1/243 206/511
D231,771 S *	6/1974	Gary et al.	D3/312
D274,662 S *	7/1984	Fausel	D32/37
D275,618 S *	9/1984	Agard	D3/295

(Continued)

OTHER PUBLICATIONS

Amazon Simple Houseware Foldable Closet Laundry Hamper:
image review May 21, 2018, <https://www.amazon.com/Simple-Houseware-Foldable-Closet-Laundry/dp/B079TlSM9V?th=1>, site
visited Mar. 28, 2020.*

(Continued)

Primary Examiner — John R Yeh

(74) *Attorney, Agent, or Firm* — Tommy SF Wang; Wang
IP Law Group, P.C.

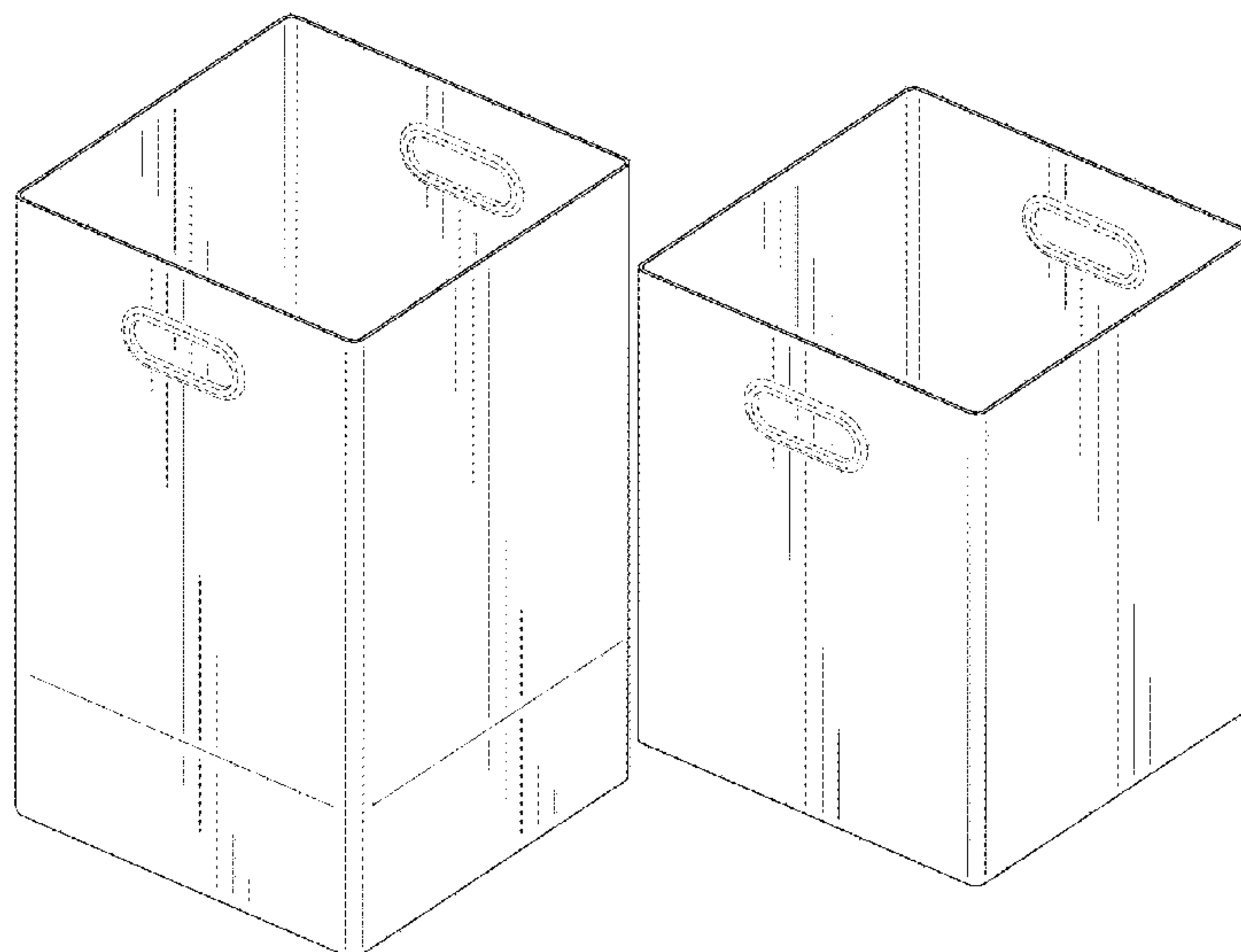
(57) **CLAIM**

The ornamental design for a foldable hamper, as shown and
described.

DESCRIPTION

FIG. 1 is a perspective view of a foldable hamper showing
my new design;
FIG. 2 is a front view thereof;
FIG. 3 is a rear view thereof;
FIG. 4 is a left side view thereof;
FIG. 5 is a right side view thereof;
FIG. 6 is a top view thereof;
FIG. 7 is a bottom view thereof;
FIG. 8 is a perspective view of a side wall of the foldable
hamper;
FIG. 9 is another perspective view of the side wall of the
foldable hamper, wherein a lower portion of the side wall is
folded;
FIG. 10 is a perspective view thereof with side walls of the
foldable hamper being folded;
FIG. 11 is a front view thereof with the side walls of the
foldable hamper being folded;
FIG. 12 is a rear view thereof with the side walls of the
foldable hamper being folded;
FIG. 13 is a left side view thereof with the side walls of the
foldable hamper being folded;
FIG. 14 is a right side view thereof with the side walls of the
foldable hamper being folded;
FIG. 15 is a top view thereof with two of the side walls of
the foldable hamper being folded;
FIG. 16 is another top view thereof with the side walls of the
foldable hamper being folded; and,
FIG. 17 is a perspective view thereof with the side walls of
the foldable hamper being folded and flattened.
The broken lines in FIGS. 1-7 and 10-17 depict portions of
the foldable hamper that form no part of the claimed design.

1 Claim, 15 Drawing Sheets



(56)

References Cited

U.S. PATENT DOCUMENTS

D302,069	S *	7/1989	Yoshikawa	D3/312
D421,183	S *	2/2000	Koskinen	D3/304
D424,117	S *	5/2000	Steinbeck	D19/75
D487,347	S *	3/2004	Felsenthal	D3/305
8,381,936	B1 *	2/2013	Blake	D06F 93/00
					220/500
D677,056	S *	3/2013	Hu	D3/306
D680,329	S *	4/2013	Krotts	D3/305
8,573,471	B2 *	11/2013	Wong	B65D 5/241
					229/117.08
D711,107	S *	8/2014	Krotts	D3/305
D780,264	S *	2/2017	Greenspon	D19/90
D842,606	S *	3/2019	Kraemer	D3/307
D866,973	S *	11/2019	Snell	D3/314
D874,266	S *	2/2020	Perella	D9/432
D878,051	S *	3/2020	Kraemer	D3/307
2006/0202007	A1 *	9/2006	Cohen	B65D 5/2009
					229/125.19
2008/0237321	A1 *	10/2008	Chen	B65D 15/22
					229/117.05
2016/0039560	A1 *	2/2016	Sharp	B65D 5/0227
					229/124

OTHER PUBLICATIONS

Collapsible Hamper With Laundry Bag Made By Design : Target website 2020, https://www.target.com/...54z4ZYGXH8rOdJ8b-NWn0G51FY60VxdJ3ei5WQZwlKSCKAhSmZwa9jVkaAuKEEALw_wcB&gclsrc=aw.ds, site visited Mar. 28, 2020.*

* cited by examiner

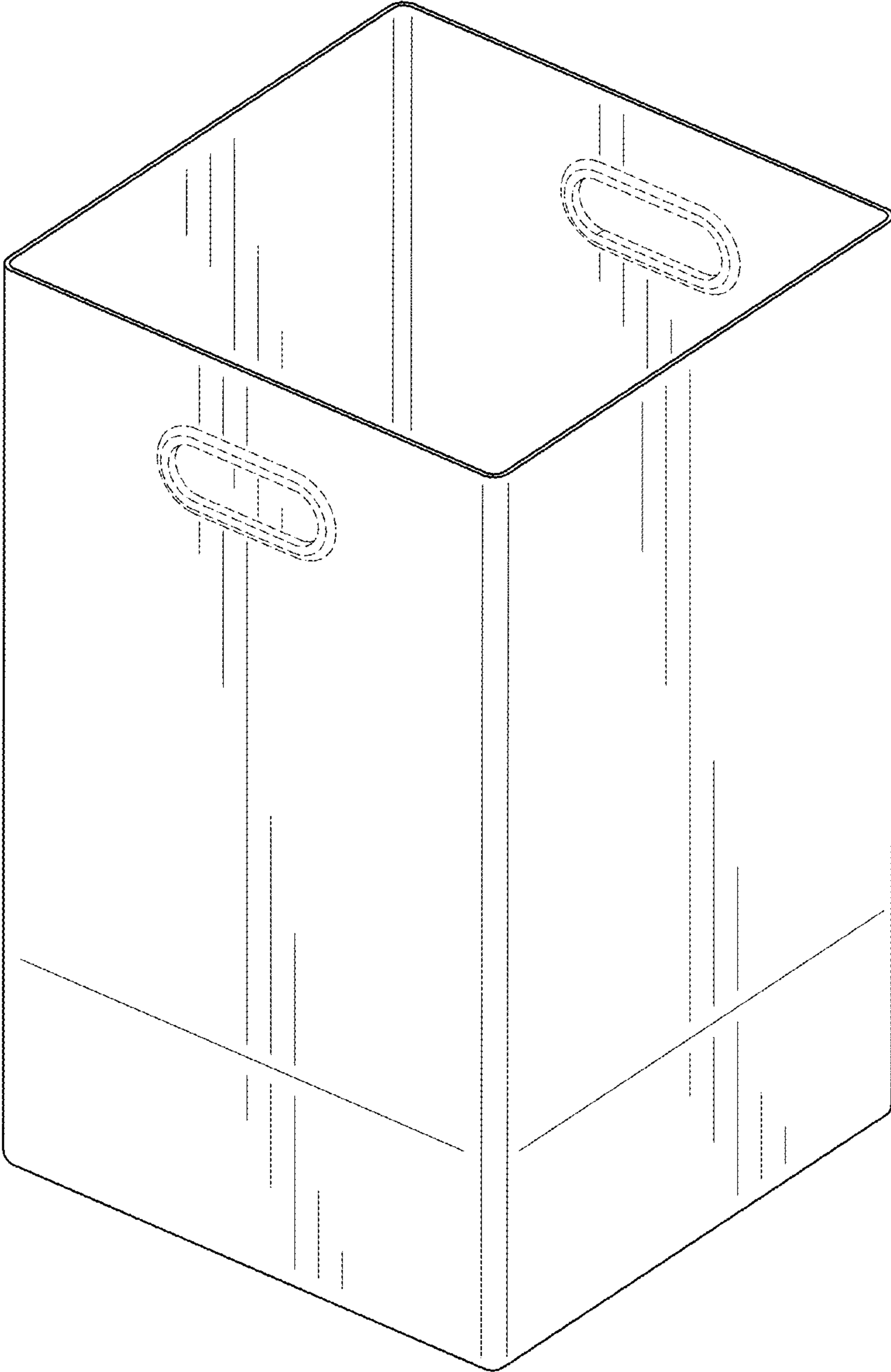


FIG. 1

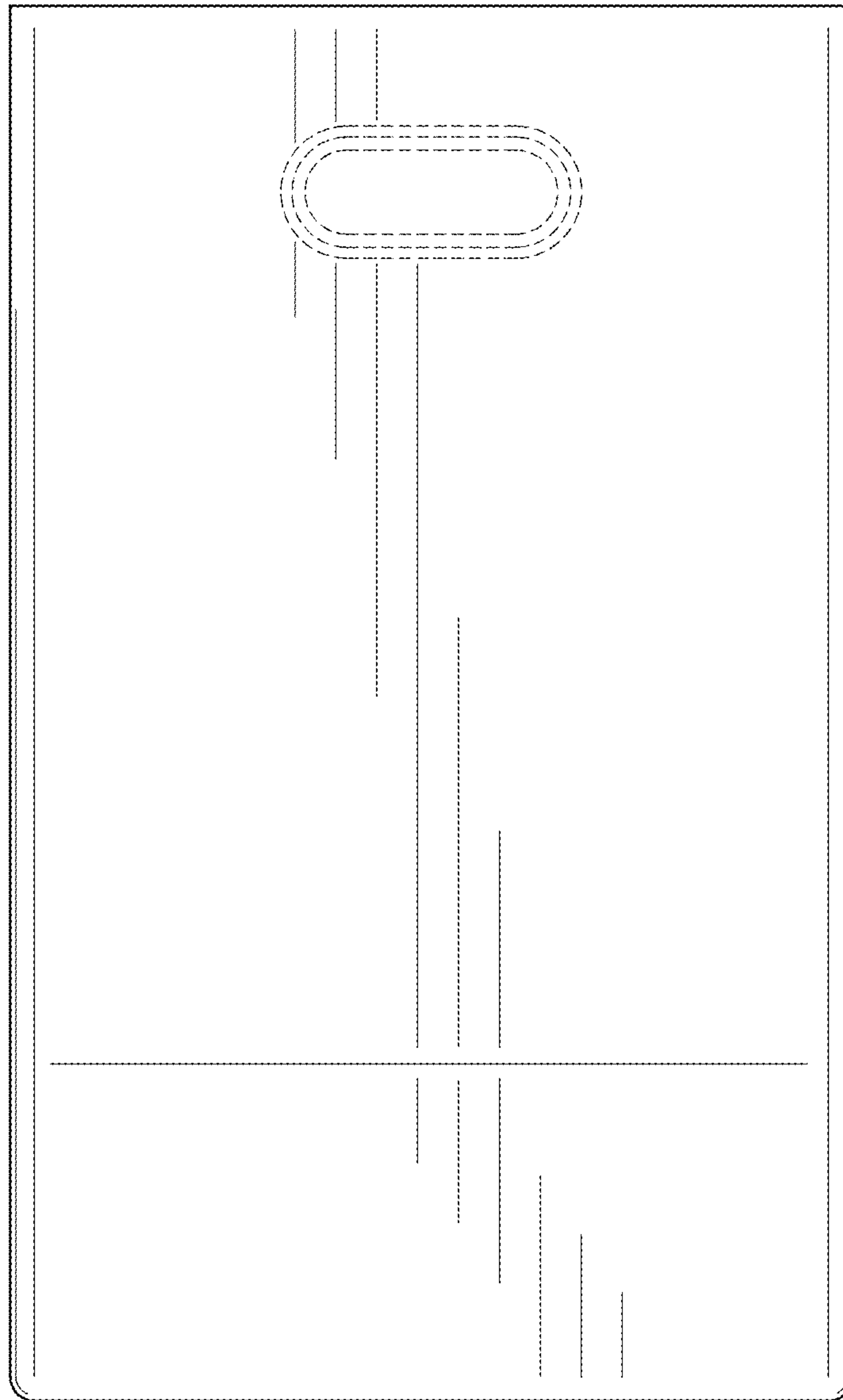


FIG. 2

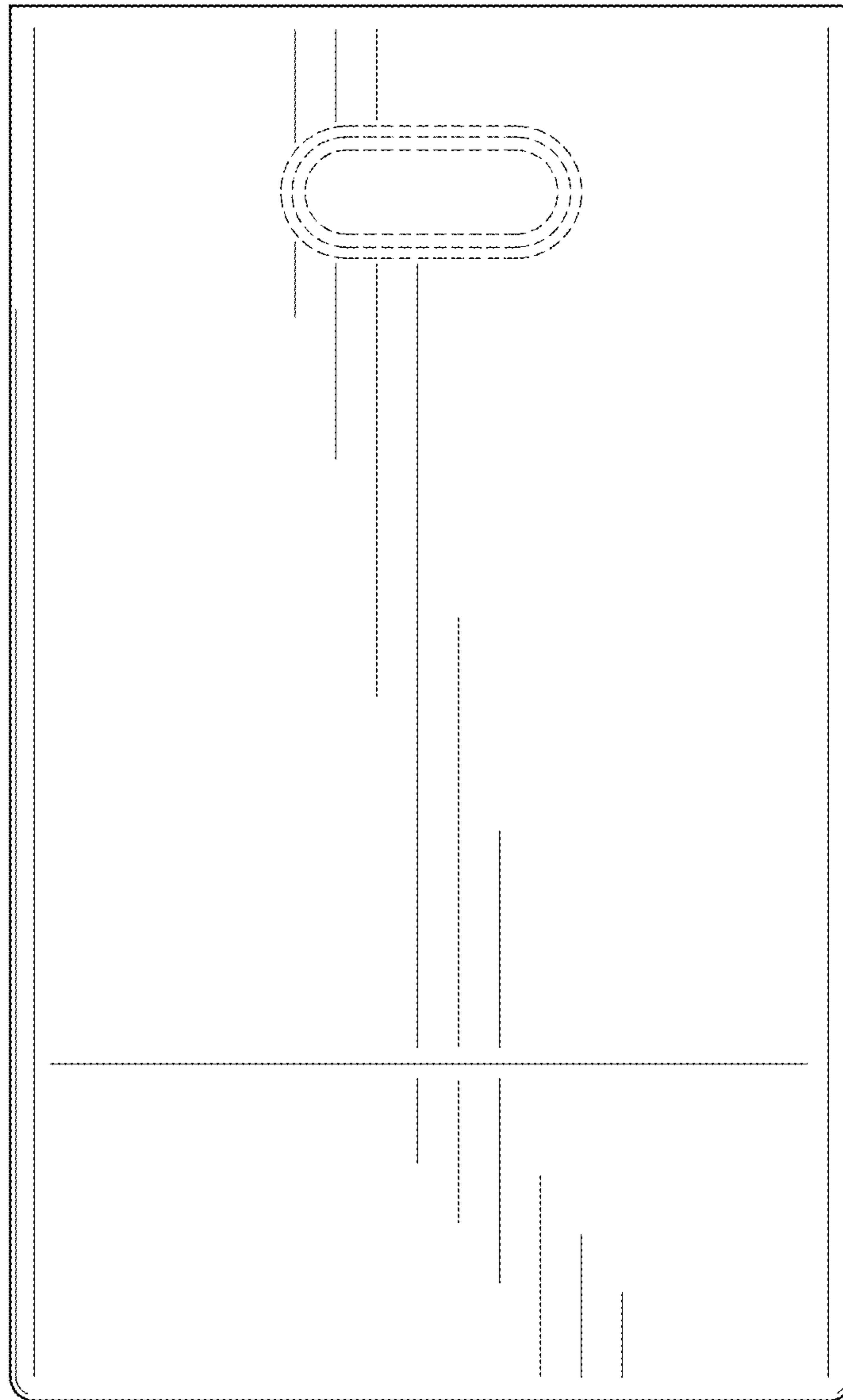


FIG. 3




FIG. 4




FIG. 5




FIG. 6




FIG. 7

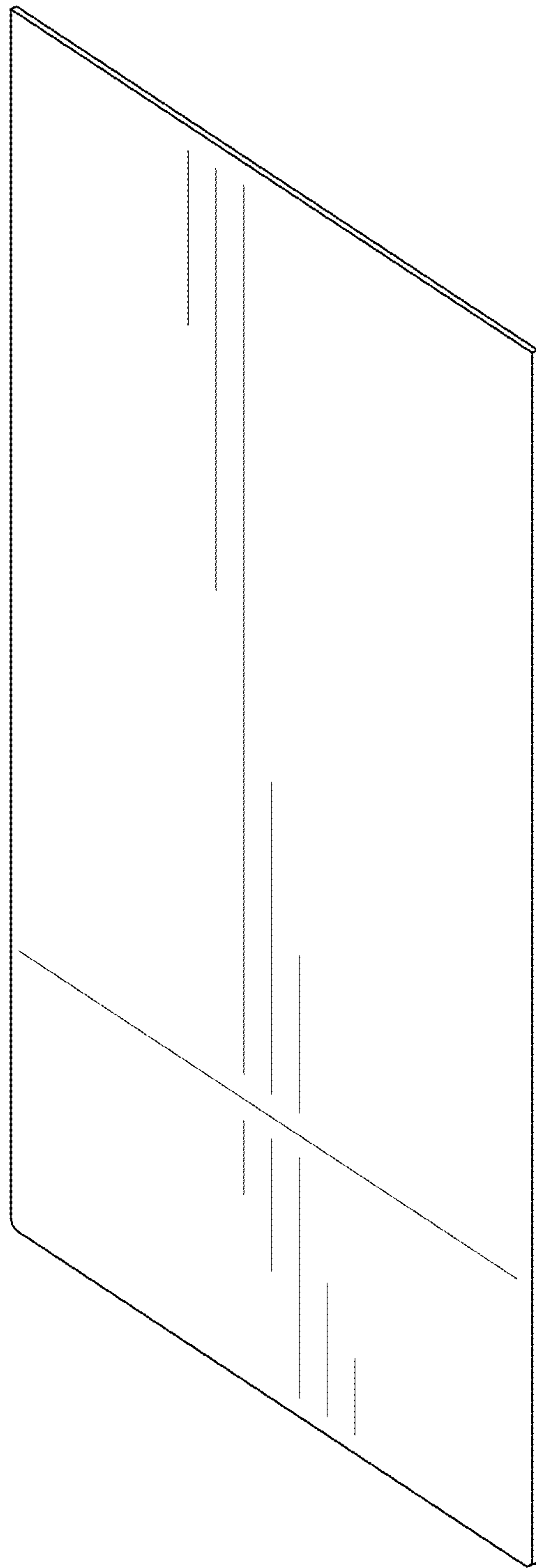


FIG. 8

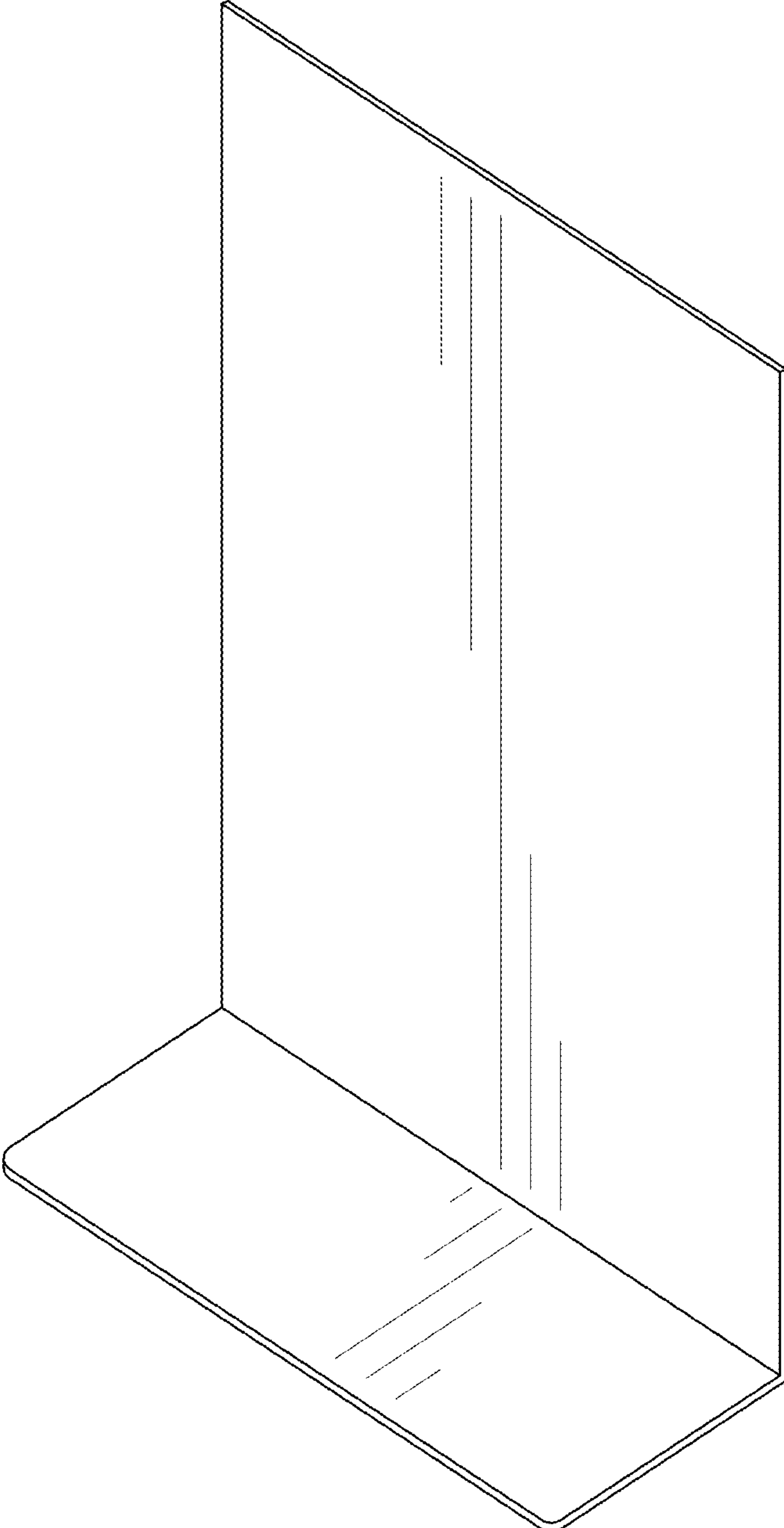


FIG. 9

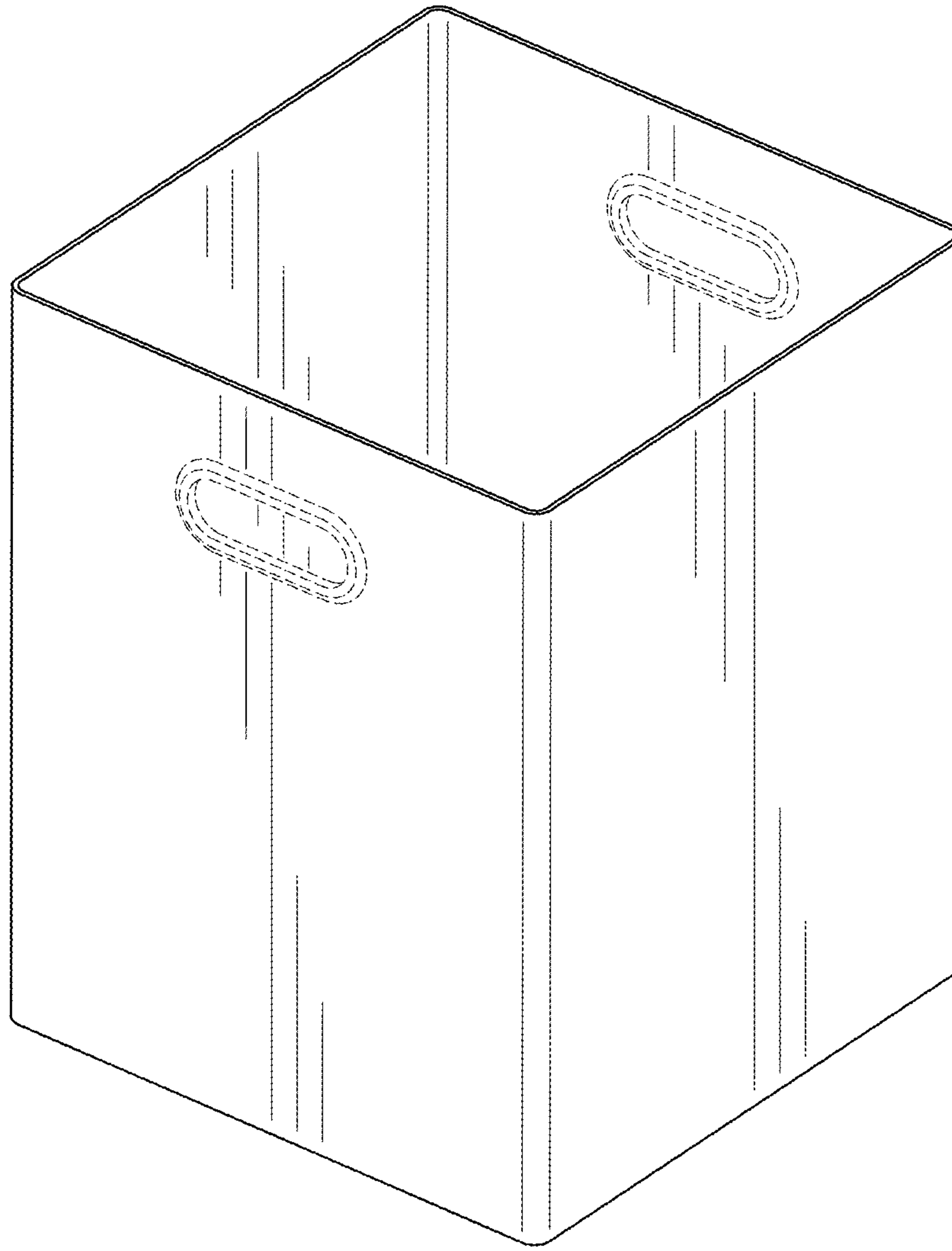


FIG. 10

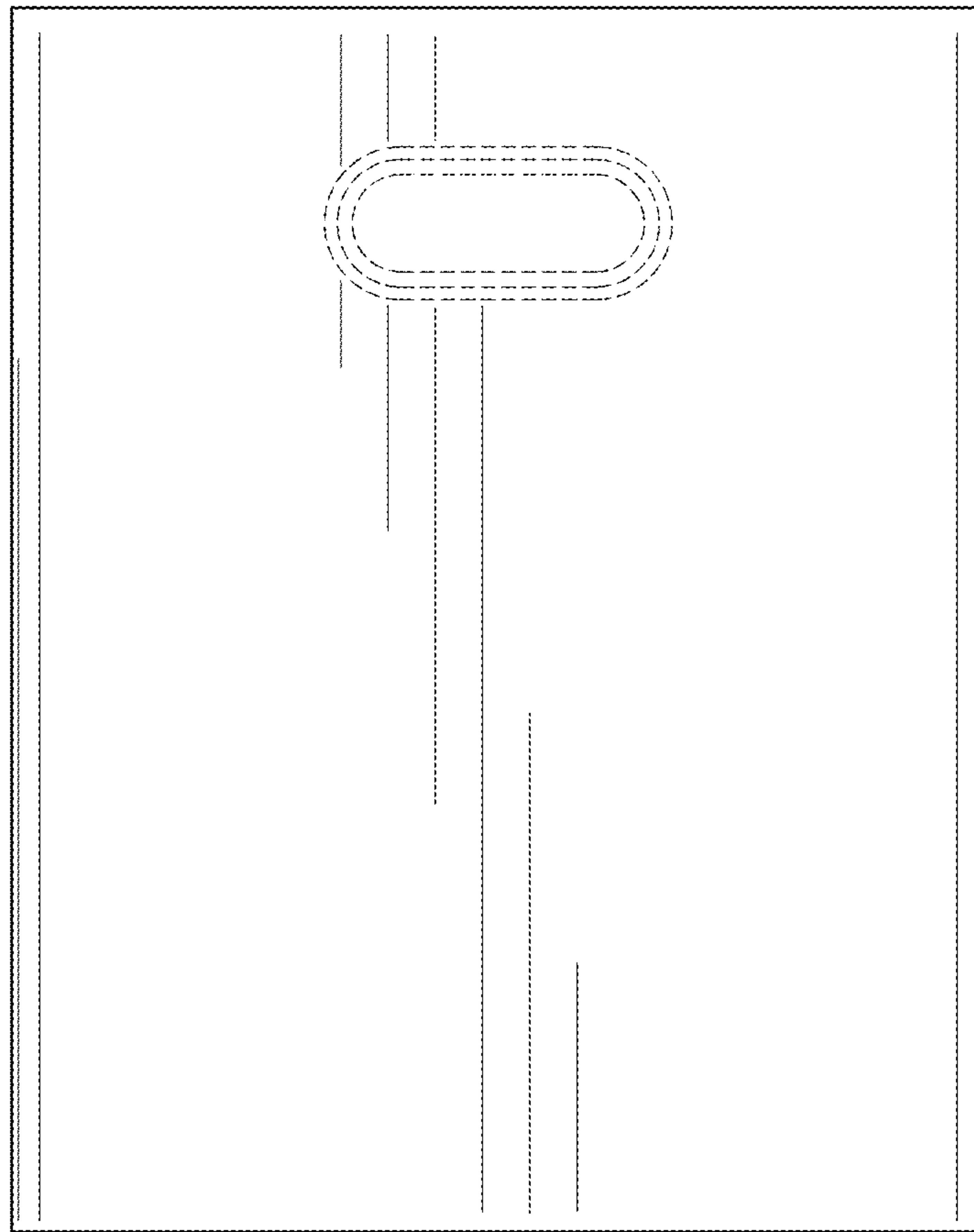


FIG. 11

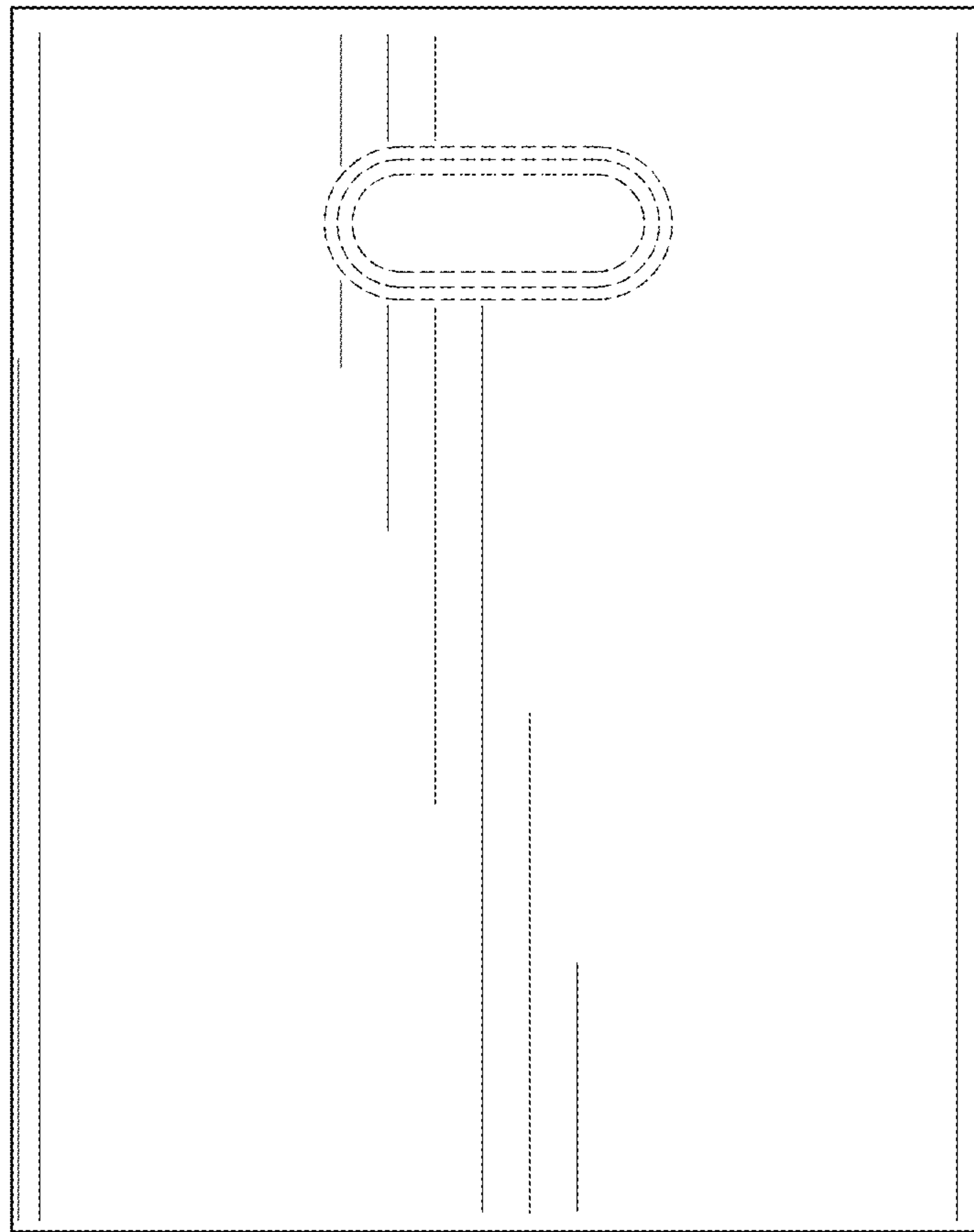


FIG. 12




FIG. 13




FIG. 14

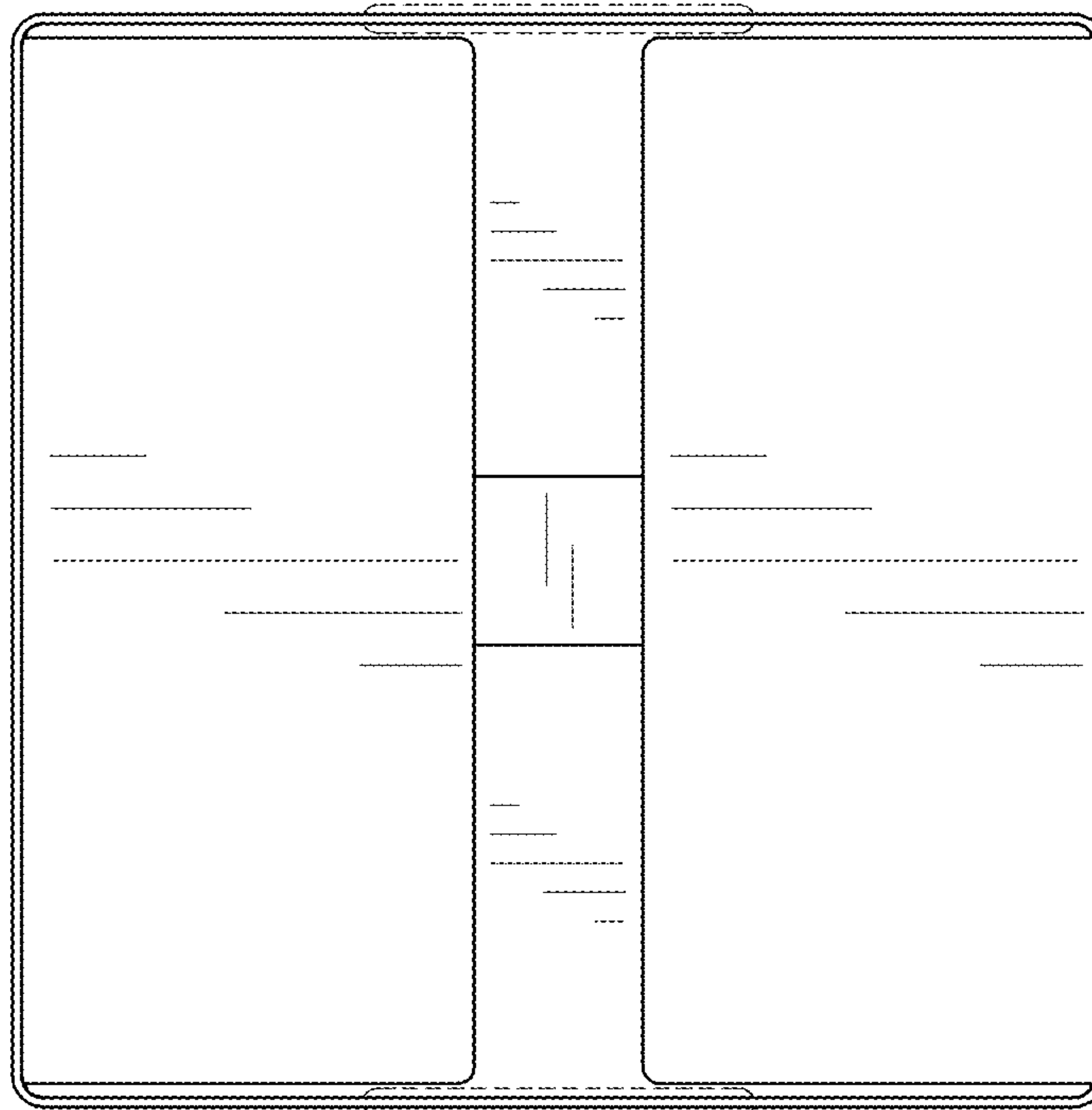


FIG. 15

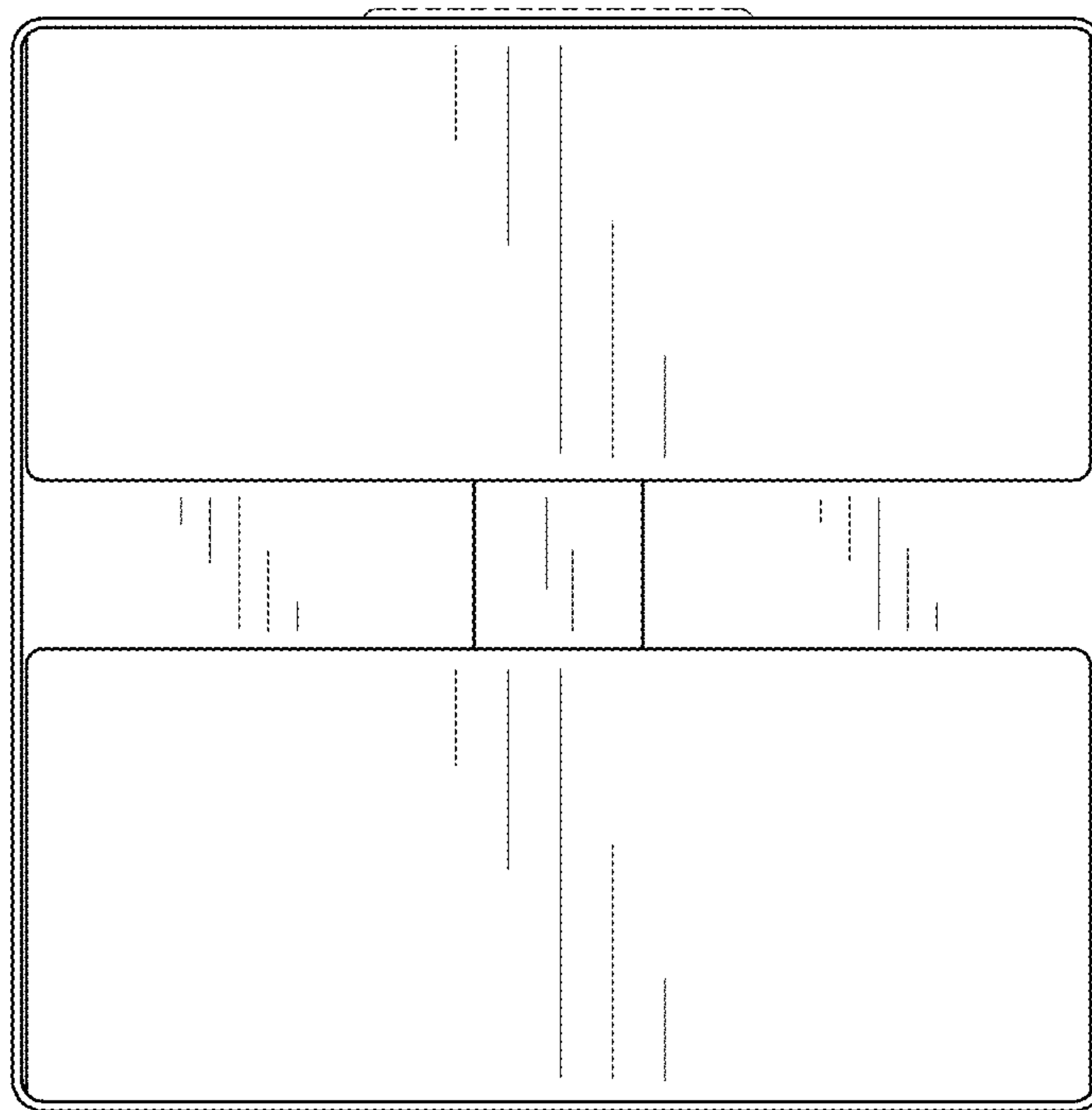


FIG. 16




FIG. 17