



US00D915664S

(12) **United States Design Patent** (10) **Patent No.:** **US D915,664 S**
Sonneman et al. (45) **Date of Patent:** **** Apr. 6, 2021**

- (54) **LIGHT FIXTURE**
- (71) Applicant: **Contemporary Visions, LLC**,
Larchmont, NY (US)
- (72) Inventors: **Robert A. Sonneman**, Mamaroneck,
NY (US); **Nuno Pires Da Silva**, Lisbon
(PT)
- (73) Assignee: **Contemporary Visions, LLC**,
Larchmont, NY (US)

D517,726 S *	3/2006	Schuyler	D26/154
D523,989 S *	6/2006	Bayer	D26/154
D530,041 S *	10/2006	Yando	D26/154
D604,886 S *	11/2009	Rugee	D26/81
D605,810 S *	12/2009	Rugee	D26/84
D612,535 S *	3/2010	Fisher	D26/154
D657,493 S *	4/2012	Groves	D26/154
D705,482 S *	5/2014	Schuyler	D26/154
D763,500 S *	8/2016	Nahabedian	D26/154
D766,500 S *	9/2016	Nahabedian	D26/154
D804,716 S *	12/2017	Nahabedian	D26/154
D887,068 S *	6/2020	Gratton	D26/88
D905,328 S *	12/2020	Velez	D26/154

(**) Term: **15 Years**

* cited by examiner

(21) Appl. No.: **29/652,855**

Primary Examiner — Natasha Vujcic

(22) Filed: **Dec. 16, 2020**

(74) *Attorney, Agent, or Firm* — Gottlieb Rackman & Reisman PC

(51) **LOC (13) Cl.** **26-05**

(52) **U.S. Cl.**
USPC **D26/154**

(58) **Field of Classification Search**
USPC D26/138, 139, 140, 141, 142, 152, 154,
D26/155
CPC F21S 2/00; F21S 4/00; F21S 4/003; F21S
4/005; F21S 4/006; F21S 4/007; F21S
4/008; F21S 6/00; F21S 8/00; F21S
8/024; F21S 8/026; F21S 8/031; F21S
8/033; F21S 8/035-037; F21S 8/04; F21S
8/043; F21S 8/063

See application file for complete search history.

(56) **References Cited**

U.S. PATENT DOCUMENTS

D504,191 S *	4/2005	Schonbek	D26/154
D516,741 S *	3/2006	Schuyler	D26/154


(57) **CLAIM**

The ornamental design for a light fixture, as shown and described.

DESCRIPTION

FIG. 1 is a perspective view of a light fixture showing our new design;
FIG. 2 is a first side elevational view thereof;
FIG. 3 is a second side elevational view thereof;
FIG. 4 is a third side elevational view thereof;
FIG. 5 is a fourth side elevational view thereof;
FIG. 6 is a top plan view thereof; and,
FIG. 7 is a bottom plan view thereof.
The broken lines shown in the drawings are included for the purpose of illustrating elements of the light fixture and form no part of the claimed design.

1 Claim, 7 Drawing Sheets






FIG. 1

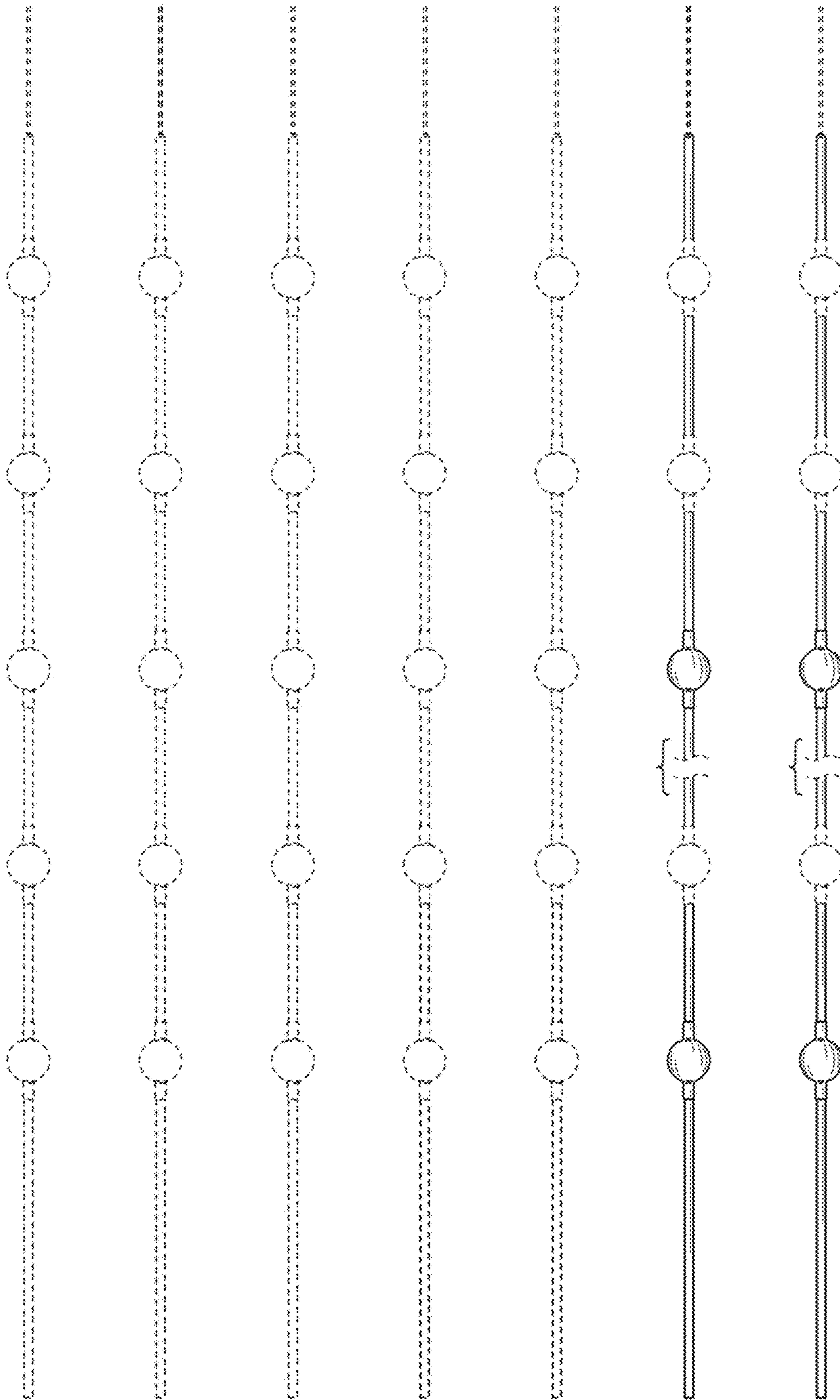


FIG. 2

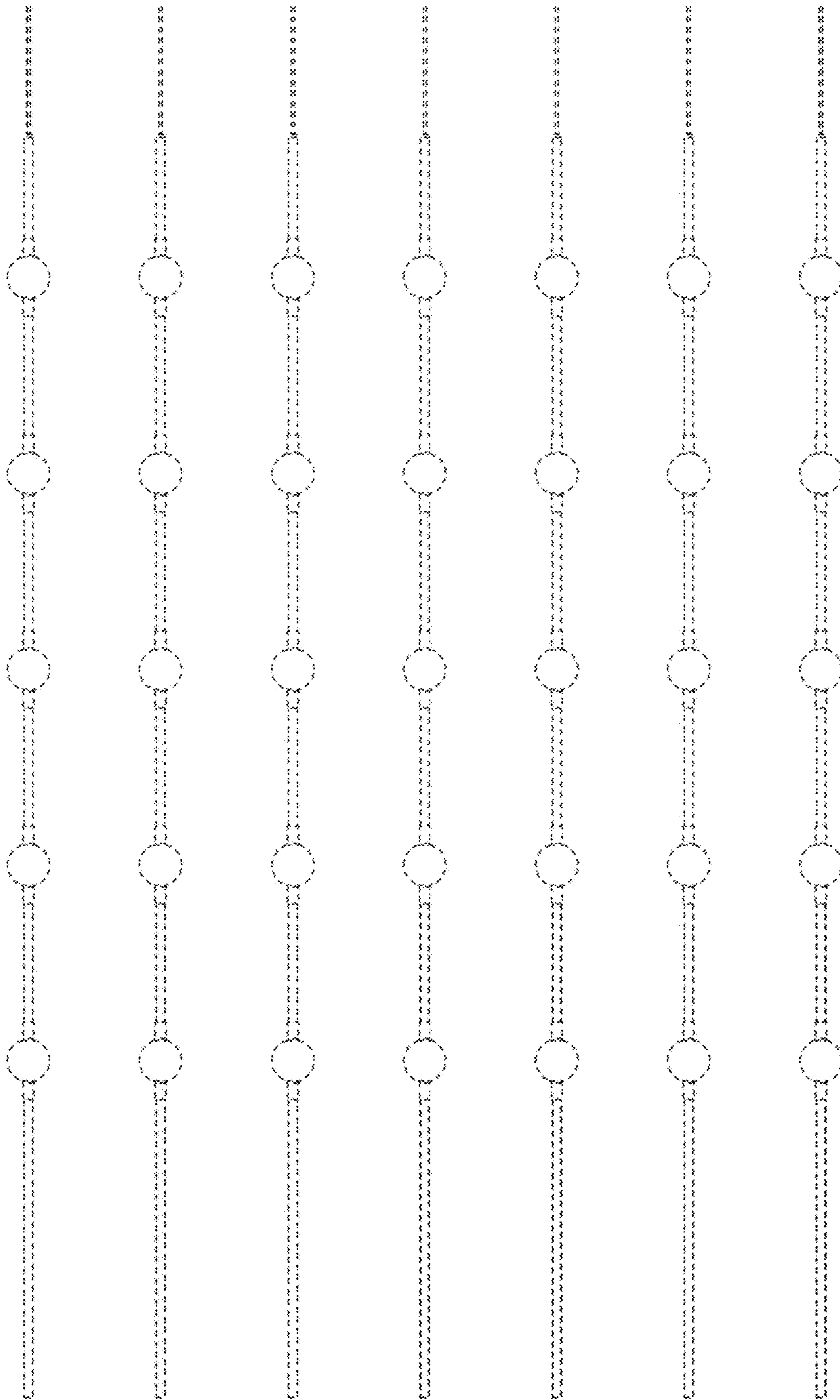


FIG. 3

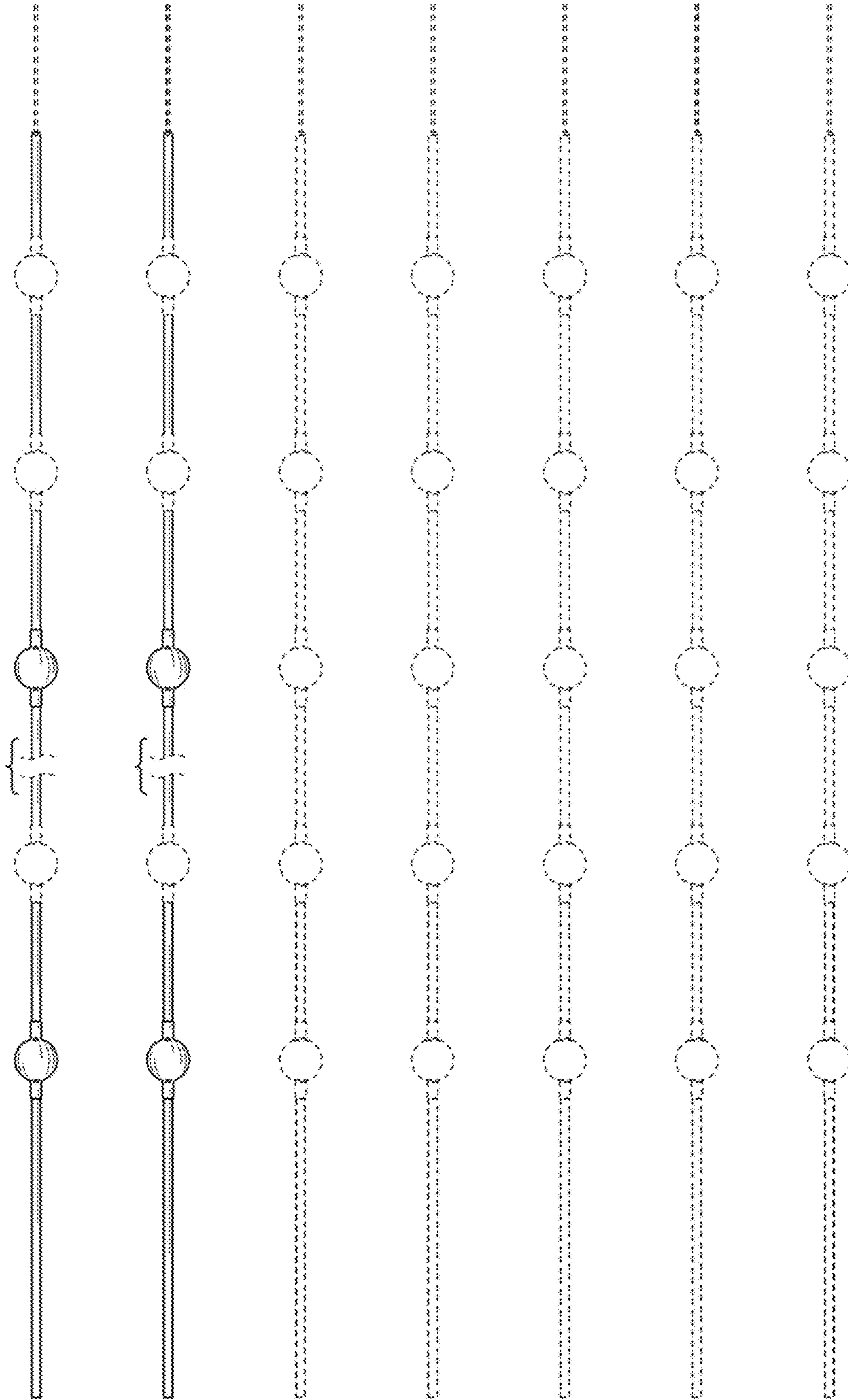


FIG. 4

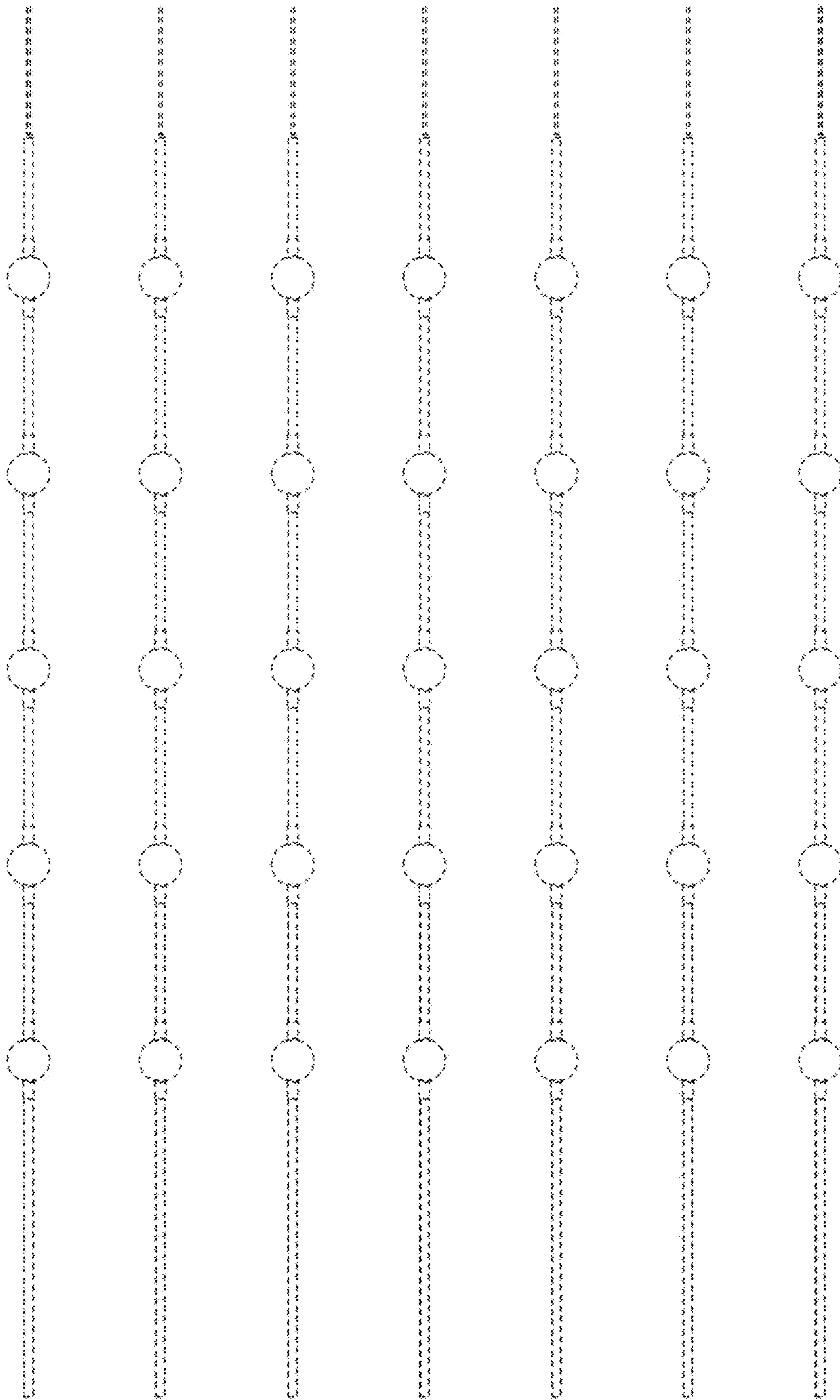


FIG. 5




FIG. 6




FIG. 7