



US00D915658S

(12) **United States Design Patent** (10) **Patent No.:** **US D915,658 S**
Leal (45) **Date of Patent:** **** Apr. 6, 2021**

(54) **LAMP** 8,201,972 B2 * 6/2012 Weiser A41G 1/005
362/249.18
(71) Applicant: **Thelma Leal**, Graham, TX (US) D744,151 S * 11/2015 Wu D26/101
D795,489 S * 8/2017 Pouzet D26/107
(72) Inventor: **Thelma Leal**, Graham, TX (US) D858,858 S * 9/2019 Lian D26/101
D858,859 S * 9/2019 Pouzet D26/101
D864,457 S * 10/2019 Tang D26/81
(**) Term: **15 Years** 2008/0273348 A1 * 11/2008 Klohn A41G 1/005
362/567
(21) Appl. No.: **29/699,914** 2015/0070878 A1 * 3/2015 Yu H05B 45/00
362/123

(22) Filed: **Jul. 30, 2019**
(51) **LOC (13) Cl.** **26-05**
(52) **U.S. Cl.**
USPC **D26/101**
(58) **Field of Classification Search**
USPC D26/1, 4, 7, 10, 16, 17, 19, 25, 93, 101,
D26/102, 104, 107, 109, 110, 127;
362/123, 564, 567, 568, 605, 628;
D21/483, 496
CPC F21S 6/00; F21S 6/002; F21S 8/08; F21S
4/20; F21S 4/22; F21V 21/00; F21V
21/02; F21W 2121/00; F21W 2131/30
See application file for complete search history.

(56) **References Cited**

U.S. PATENT DOCUMENTS

4,805,075 A * 2/1989 Damore A47G 33/06
362/123
5,430,631 A 7/1995 Dick
D366,342 S 1/1996 Porter et al.
6,030,670 A * 2/2000 Chang A41G 1/005
362/123
D447,271 S 8/2001 Orozco
D505,638 S * 5/2005 Tabor D11/118
D526,083 S 8/2006 Holman
D542,960 S 5/2007 Peterson
D565,783 S 4/2008 Meeker et al.
D573,506 S 7/2008 Kaiser

OTHER PUBLICATIONS

The Ivy Lamp. Product Description. © 2019 Freshome [published on Nov. 26, 2008; retrieved on Jul. 10, 2018]. Retrieved from the Internet: <URL:https://freshome.com/2008/11/26/the-ivy-lamp/>.

* cited by examiner

Primary Examiner — Wan Laymon
Assistant Examiner — Clint A Samuel
(74) *Attorney, Agent, or Firm* — Cramer Patent & Design, PLLC; Aaron R. Cramer

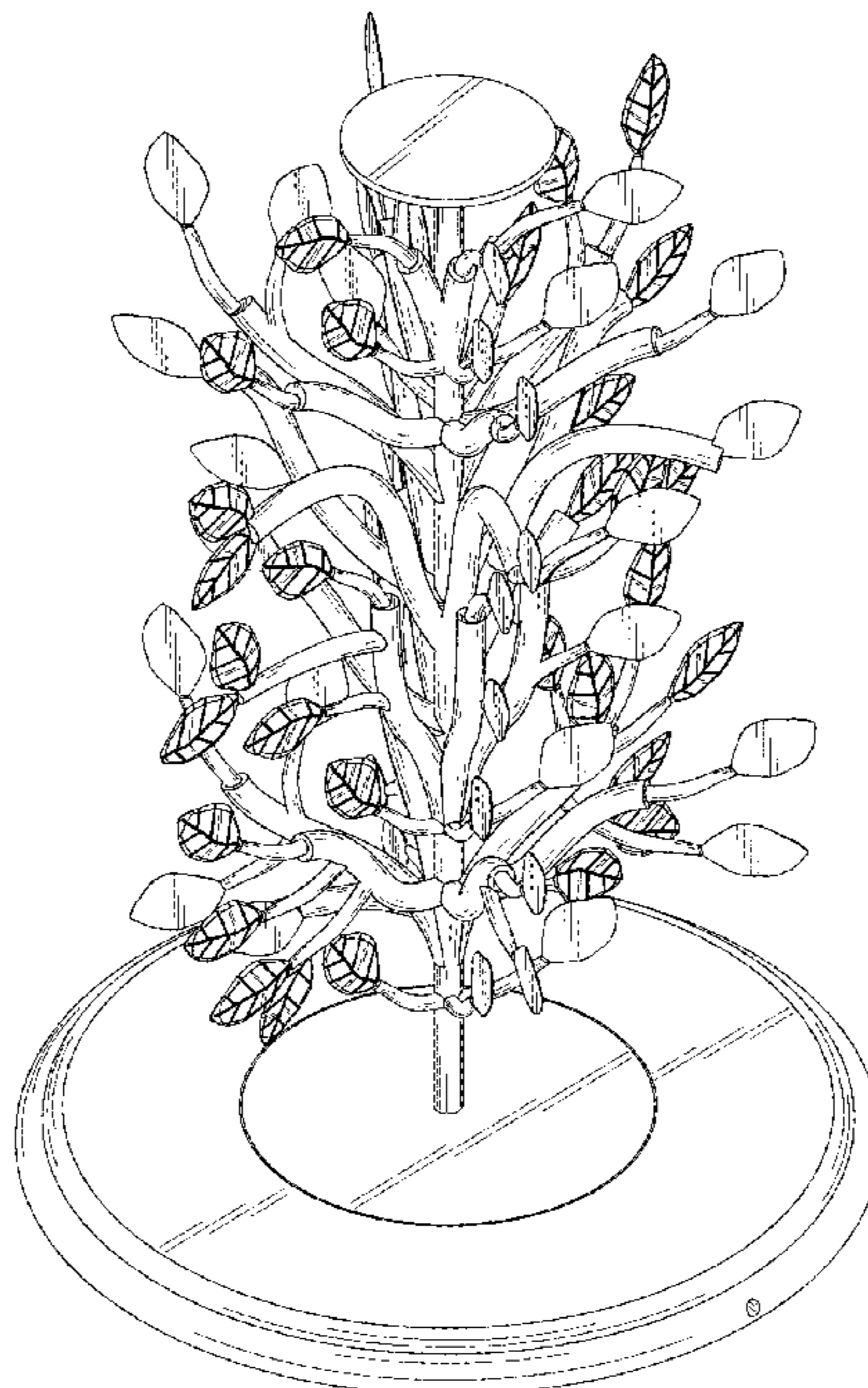
(57) **CLAIM**

The ornamental design for a lamp, as shown and described.

DESCRIPTION

FIG. 1 is a perspective top front left view of a lamp, showing my new design;
FIG. 2 is a perspective top rear right view thereof;
FIG. 3 is a right elevation view thereof;
FIG. 4 is a left elevation view thereof; and,
FIG. 5 is a bottom plan view thereof.
Portions of the lamp shown in broken lines form no part of the claimed design.

1 Claim, 5 Drawing Sheets



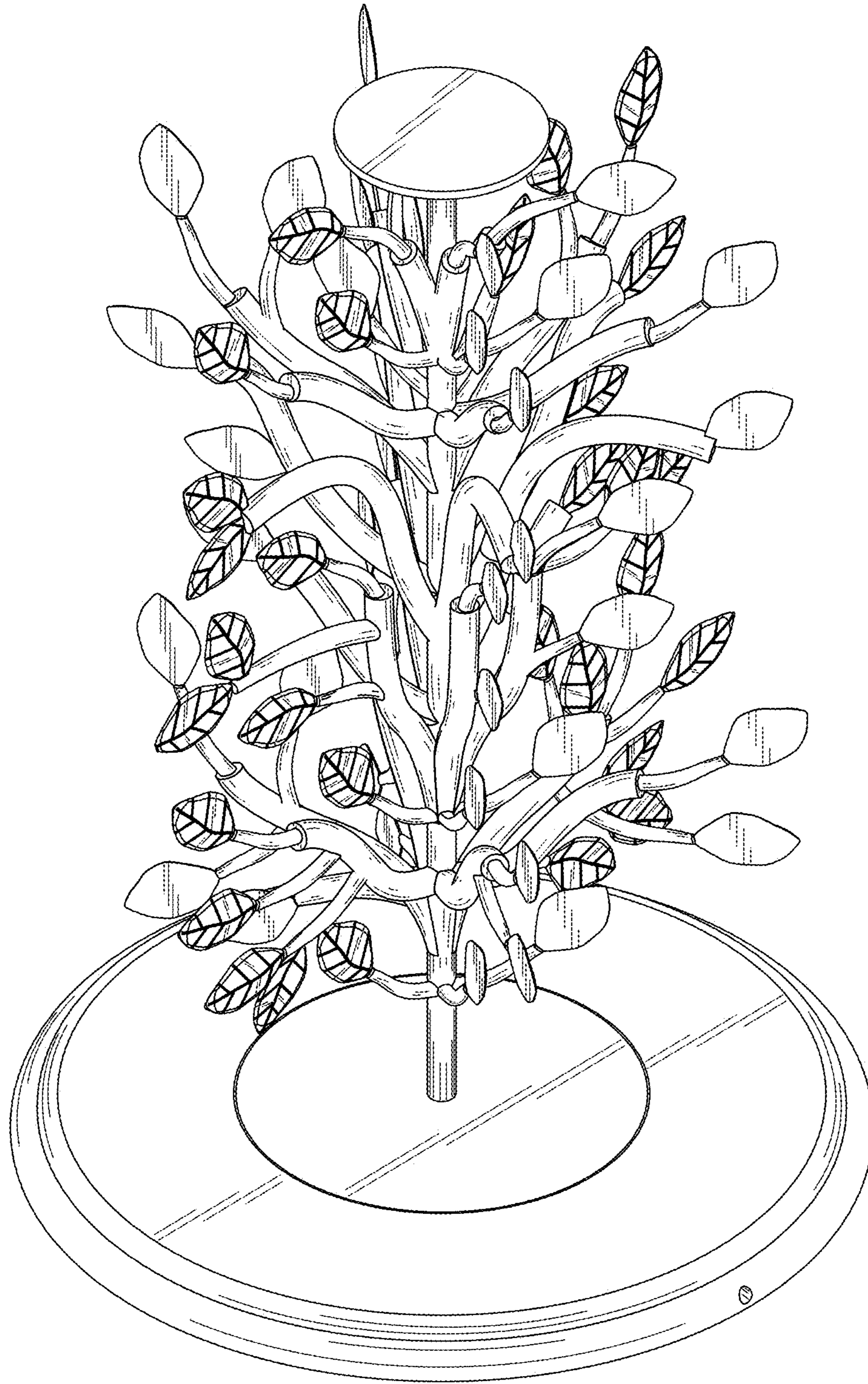


Fig. 1




Fig. 2

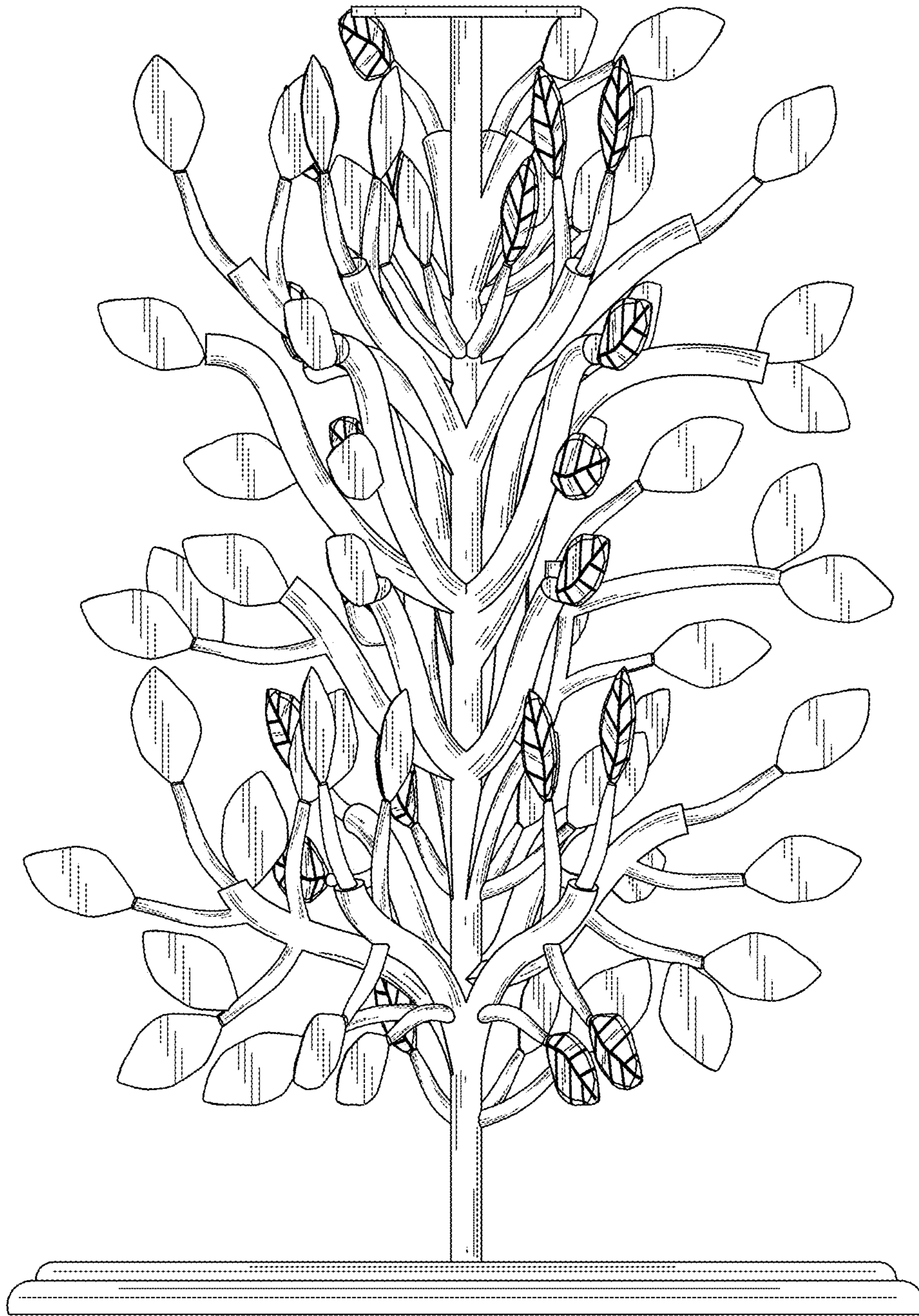


Fig. 3




Fig. 4

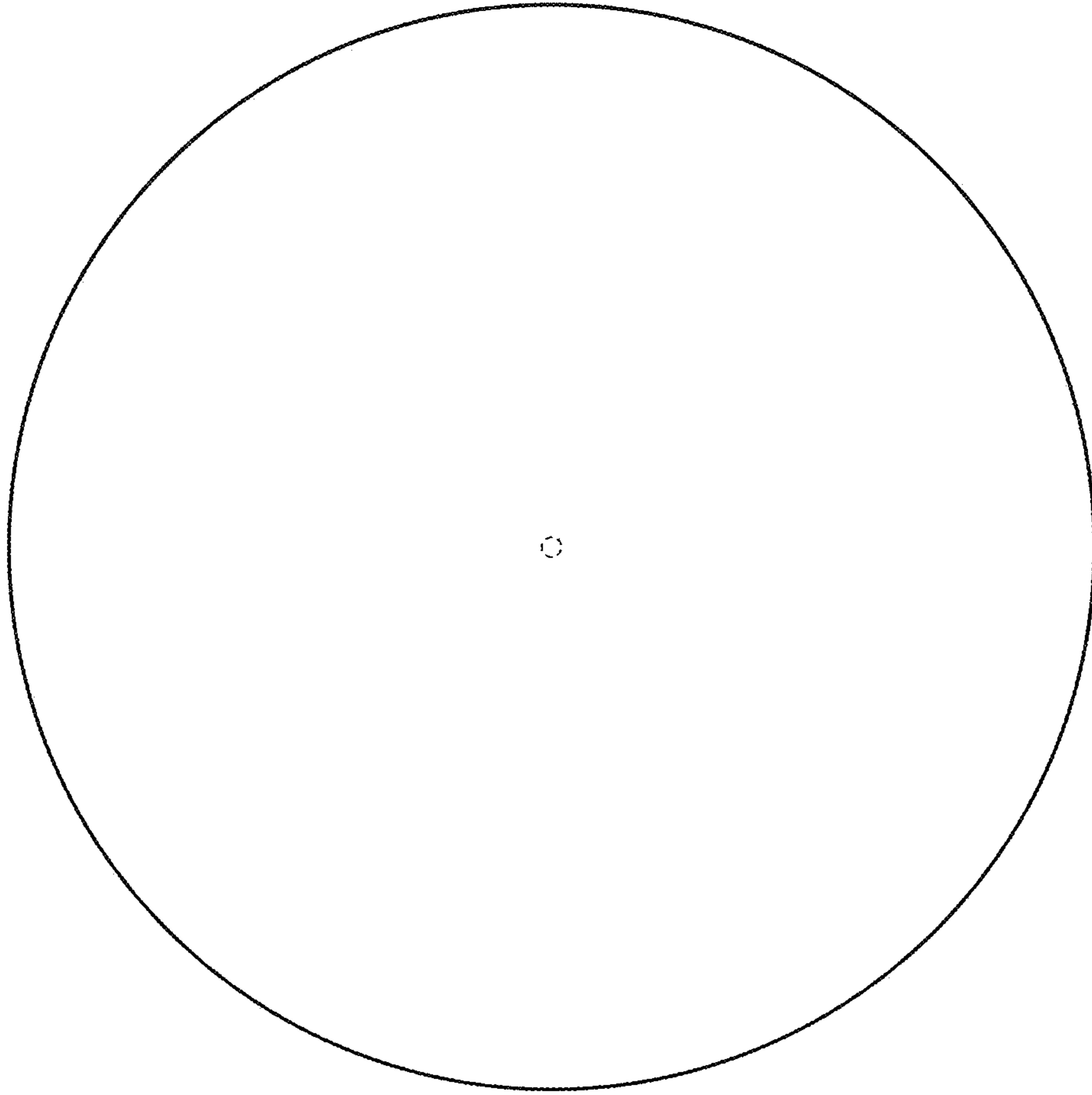


Fig. 5