



US00D915656S

(12) **United States Design Patent**  
**Jiang**

(10) **Patent No.:** **US D915,656 S**

(45) **Date of Patent:** **\*\* Apr. 6, 2021**

(54) **LAMP**

(71) Applicant: **Shunqian Jiang**, Guangdong (CN)

(72) Inventor: **Shunqian Jiang**, Guangdong (CN)

(\*\*) Term: **15 Years**

(21) Appl. No.: **29/744,209**

(22) Filed: **Jul. 28, 2020**

(51) **LOC (13) Cl.** ..... **26-03**

(52) **U.S. Cl.**  
USPC ..... **D26/84; D26/90**

(58) **Field of Classification Search**  
USPC ..... D26/80-86, 88, 90, 91  
CPC .... F21S 8/06; F21S 8/061; F21S 8/063; F21S  
8/065; F21S 8/066; F21S 8/068  
See application file for complete search history.

(56) **References Cited**

**U.S. PATENT DOCUMENTS**

D441,895 S *	5/2001	Orozco	.....	D26/85
D566,320 S *	4/2008	Kim	.....	D26/88
D578,701 S *	10/2008	Schuyler	.....	D26/144
D606,233 S *	12/2009	Benghozi	.....	D26/88
D655,856 S *	3/2012	Burks	.....	D26/90
D683,884 S *	6/2013	Kim	.....	D26/84
D698,983 S *	2/2014	Rampolla	.....	D26/90
D728,145 S *	4/2015	Shiqiang	.....	D26/88
D768,906 S *	10/2016	Sonneman	.....	D26/88
D835,328 S *	12/2018	Silver	.....	D26/90
2012/0257391 A1 *	10/2012	Sigel	.....	F21V 17/164 362/249.16
2012/0257394 A1 *	10/2012	Kikoski	.....	F21V 13/04 362/311.02
2015/0300605 A1 *	10/2015	Clark	.....	B29C 65/48 362/367

**OTHER PUBLICATIONS**

Noemi 125-Watt Equivalence Chrome Integrated LED Crystal Ring Chandelier by Acclaim Lighting, Model #IN31070CH from homedepot.com visited Feb. 3, 2021. (Year: 2021).\*

Batista 1-Light Integrated LED Chrome Unique Statement Wagon Wheel Chandelier by Sefinn Four, Model #ZH-R1B from homedepot.com visited Feb. 3, 2021. (Year: 2021).\*

Ganeed Crystal Glass Chandelier, Pendant Lighting available at amazon.com Jun. 28, 2018. (Year: 2018).\*

\* cited by examiner

*Primary Examiner* — Clare E Heflin

(74) *Attorney, Agent, or Firm* — ZANIP

(57) **CLAIM**

The ornamental design for a lamp, as shown and described.

**DESCRIPTION**

FIG. 1 is a front and top perspective view of a lamp, showing my new design;

FIG. 2 is a rear and bottom perspective view thereof;

FIG. 3 is a front elevational view thereof;

FIG. 4 is a rear elevational view thereof;

FIG. 5 is a left side elevational view thereof;

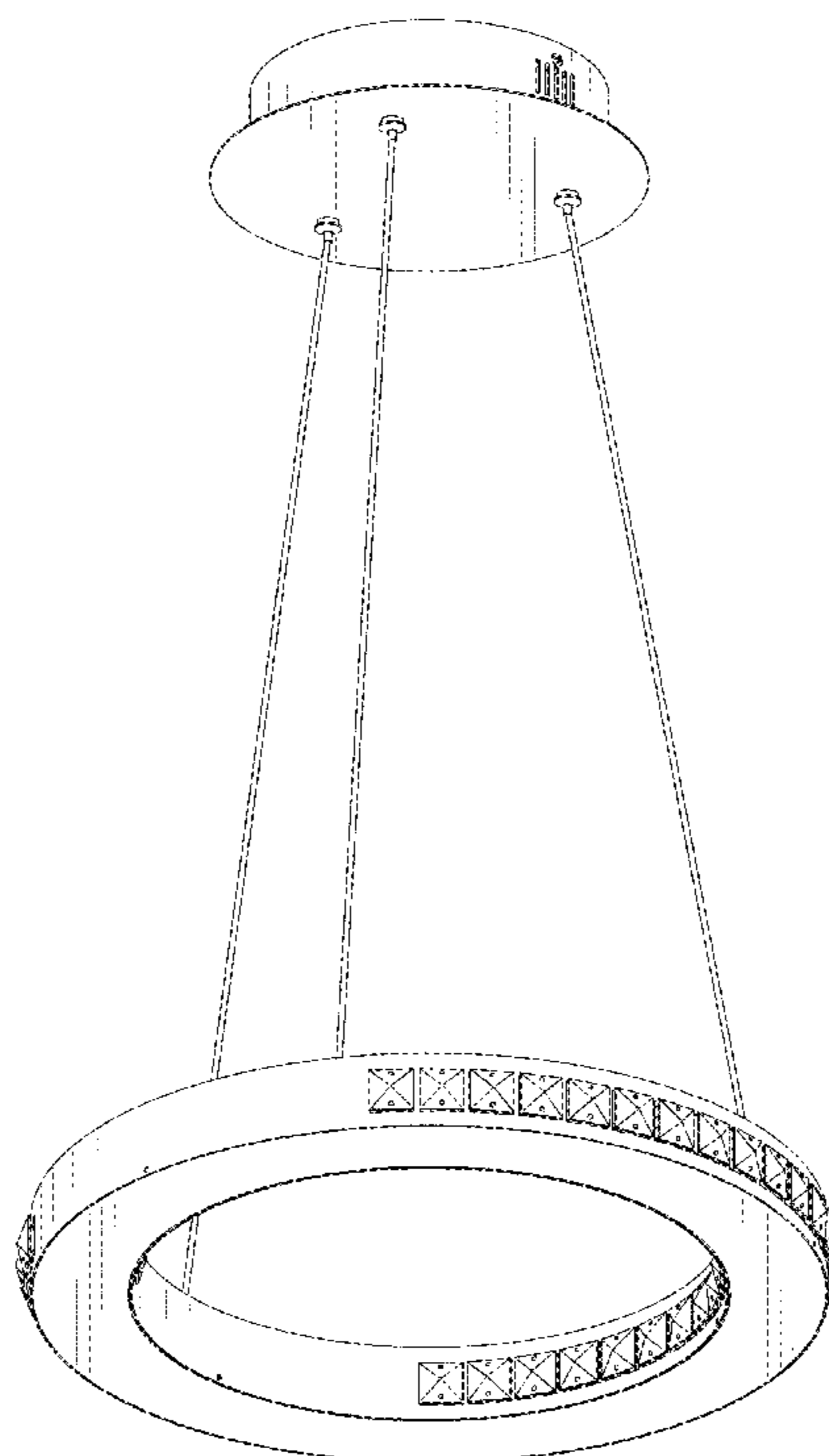
FIG. 6 is a right side elevational view thereof;

FIG. 7 is a top plan view thereof; and,

FIG. 8 is a bottom plan view thereof.

The broken lines in the figures illustrate portions of the article that form no part of the claimed design.

**1 Claim, 8 Drawing Sheets**



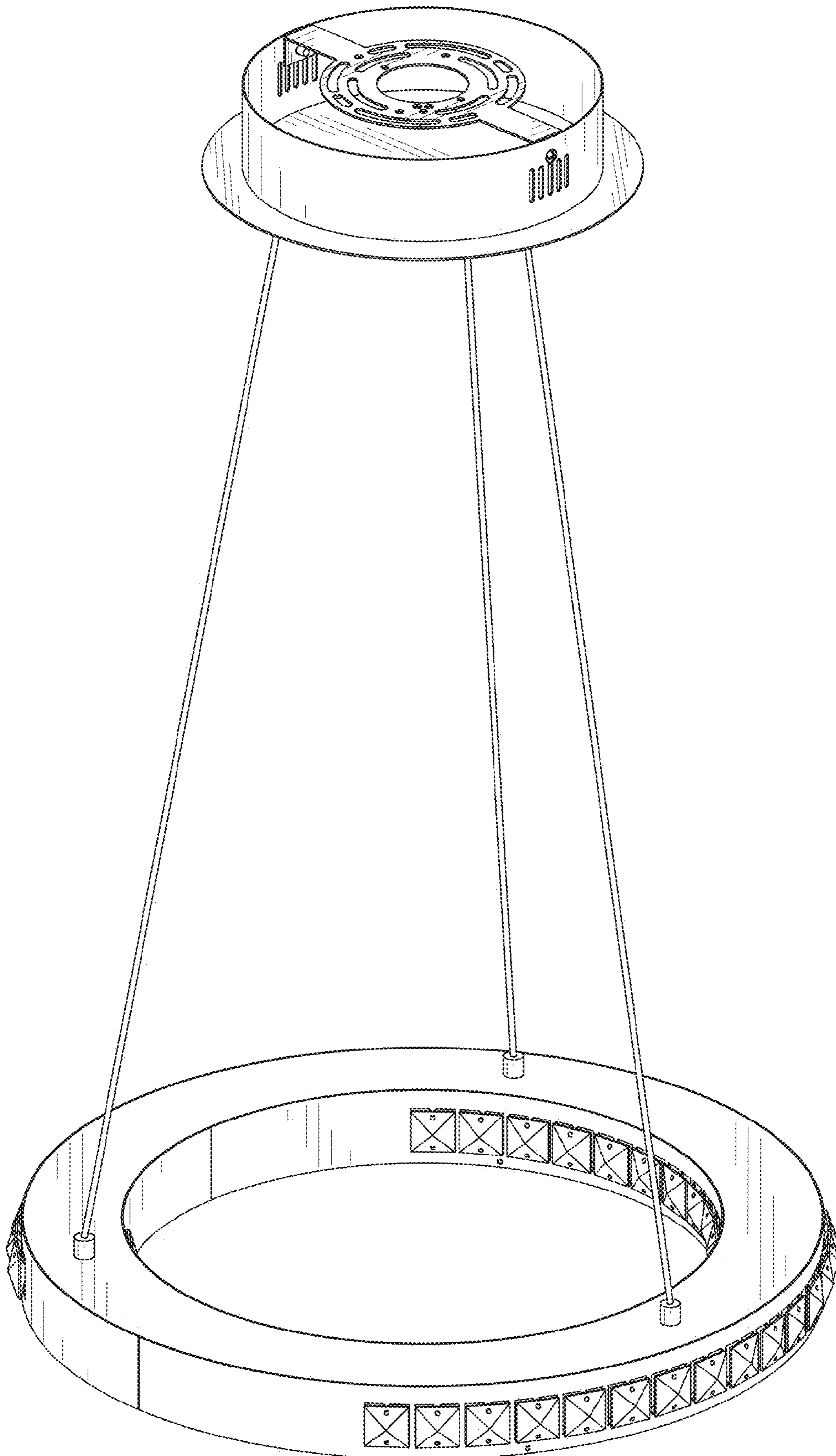


FIG. 1

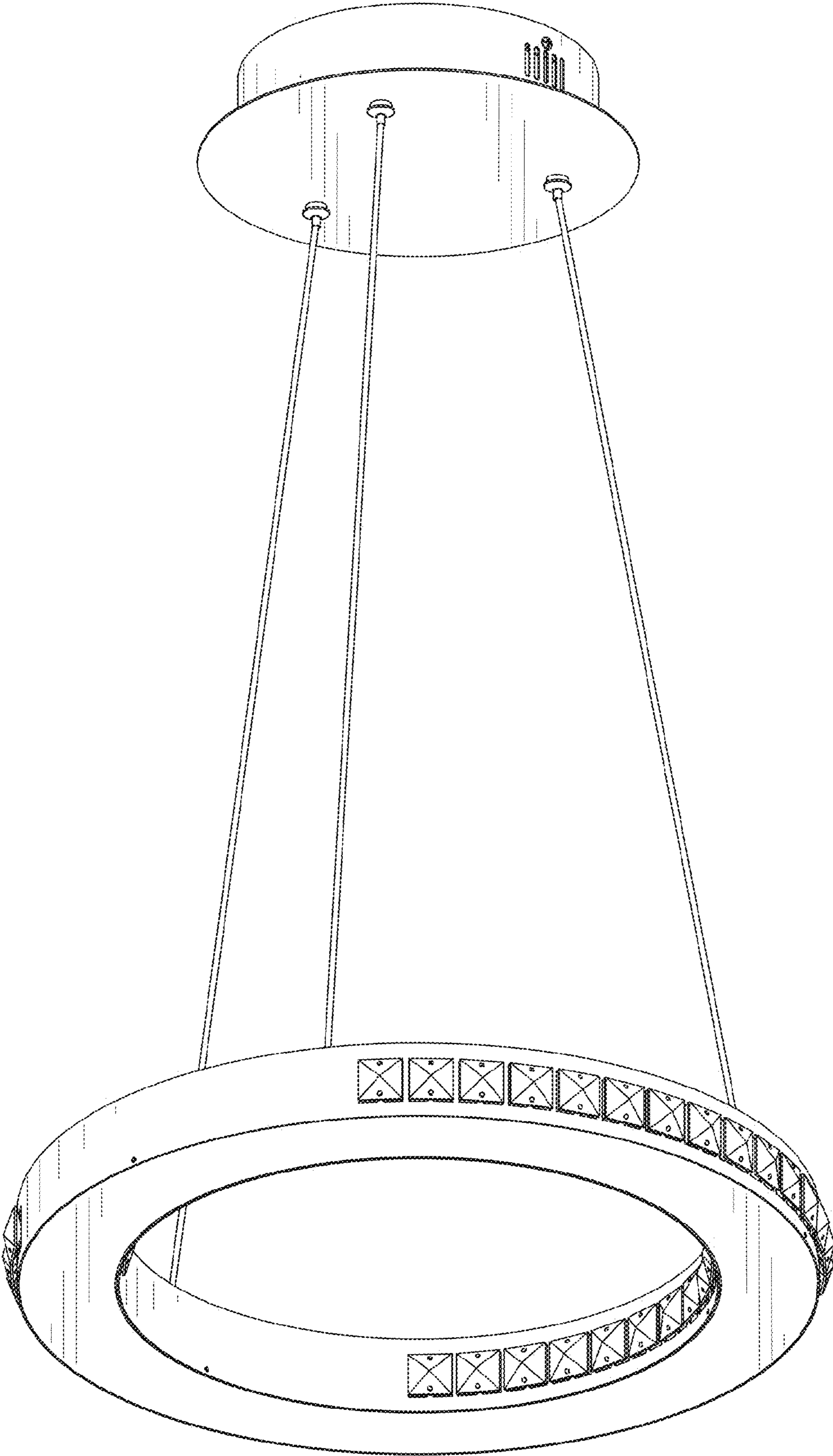


FIG. 2




FIG. 3




FIG. 4

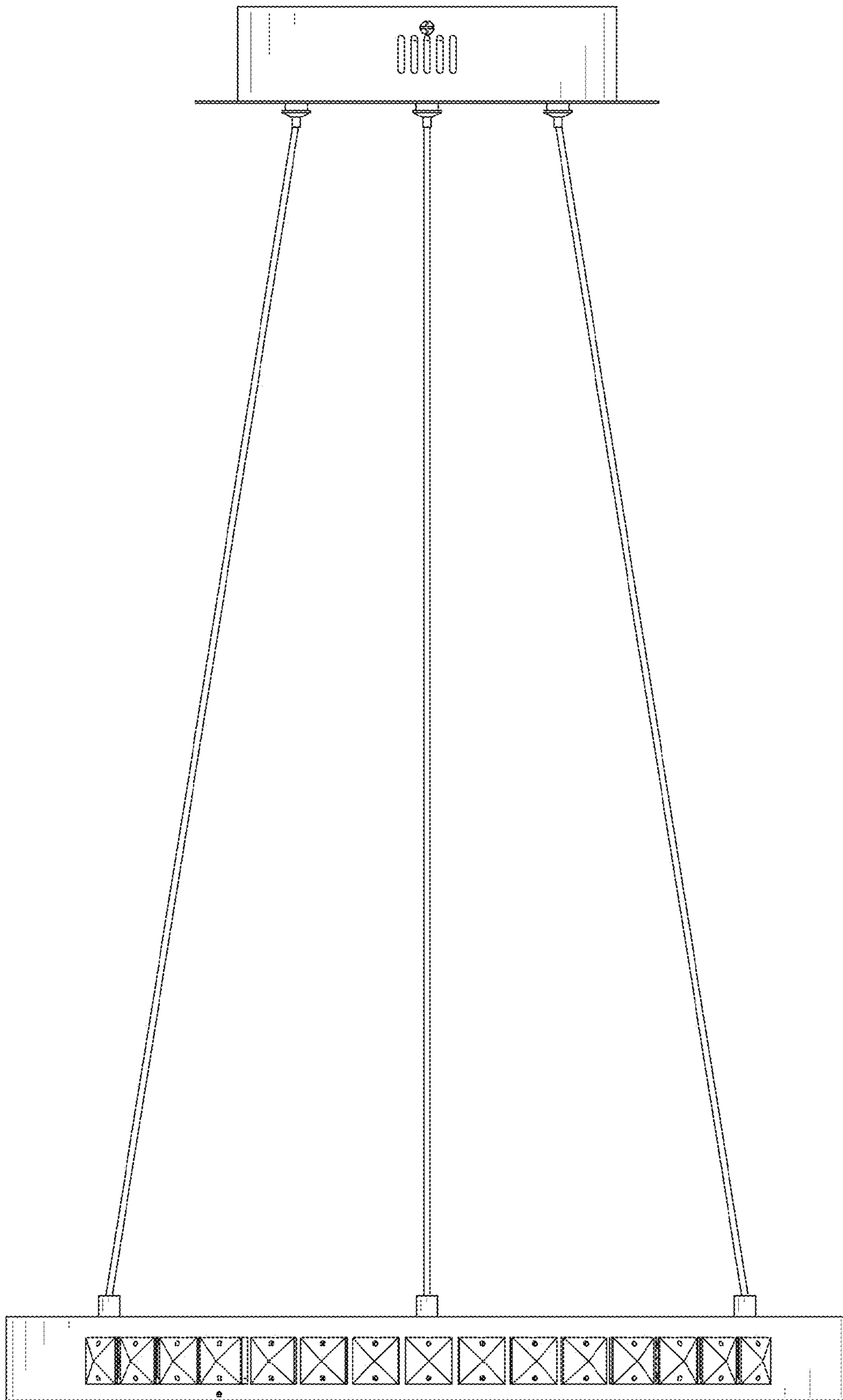


FIG. 5

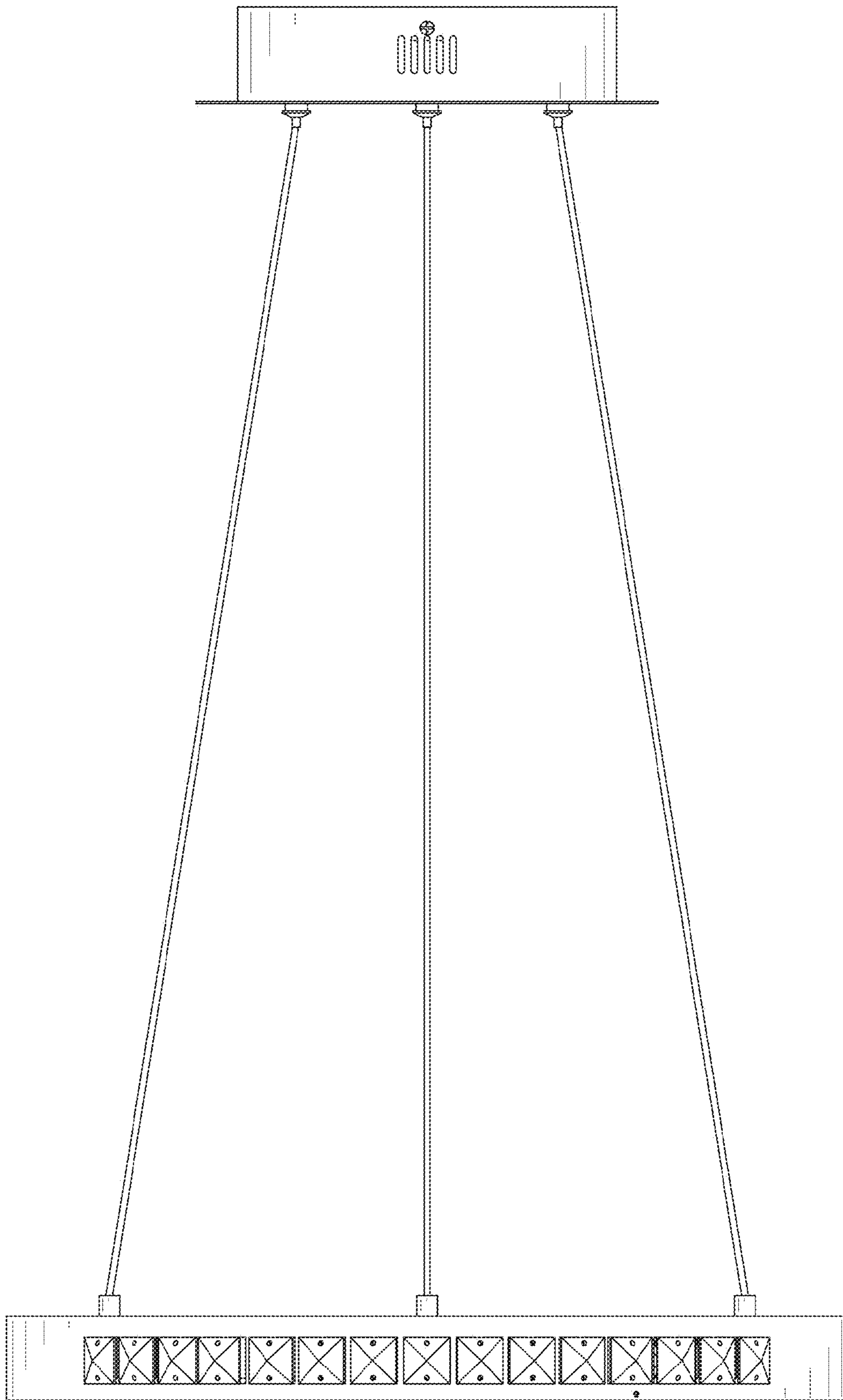


FIG. 6

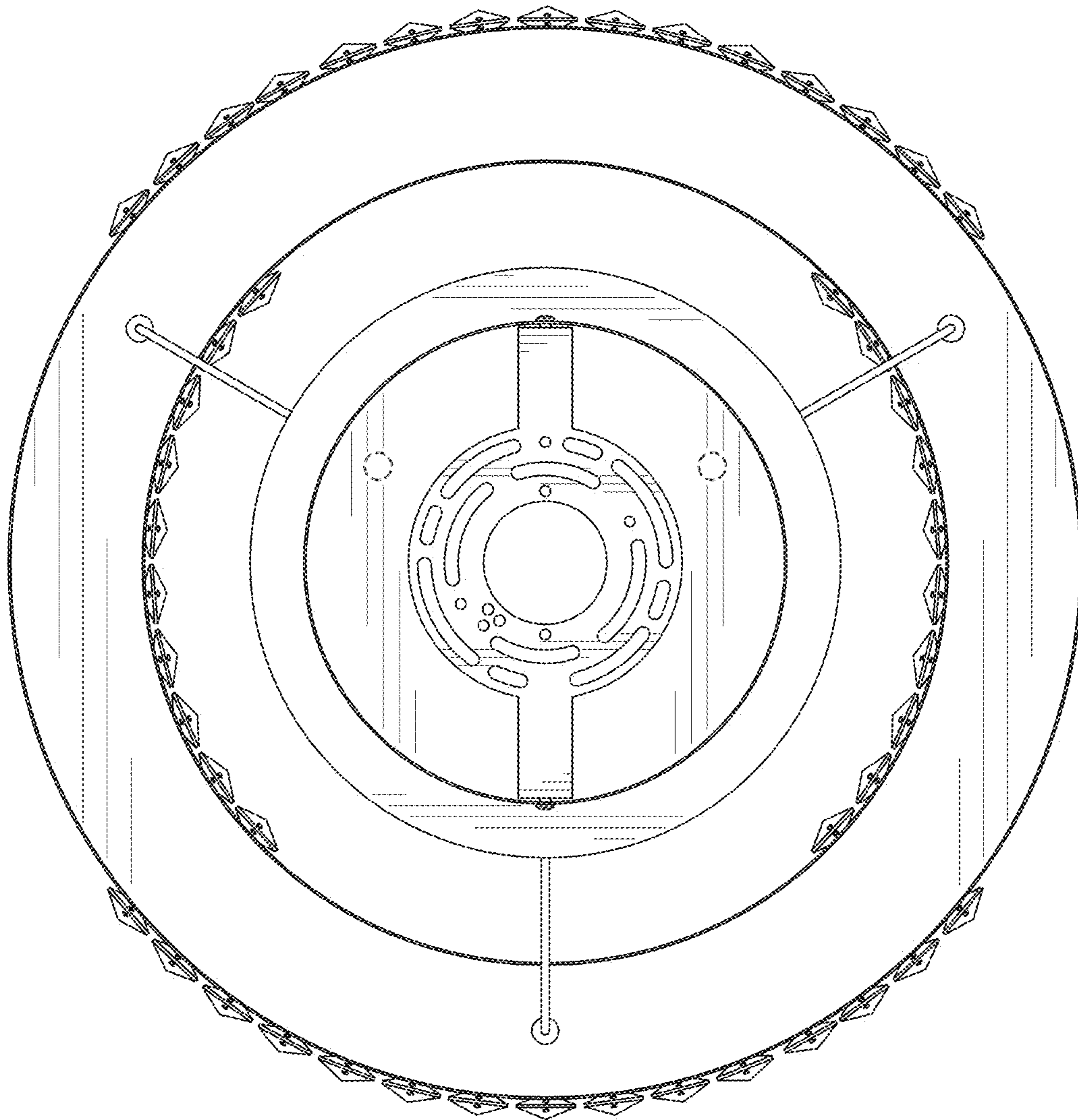


FIG. 7



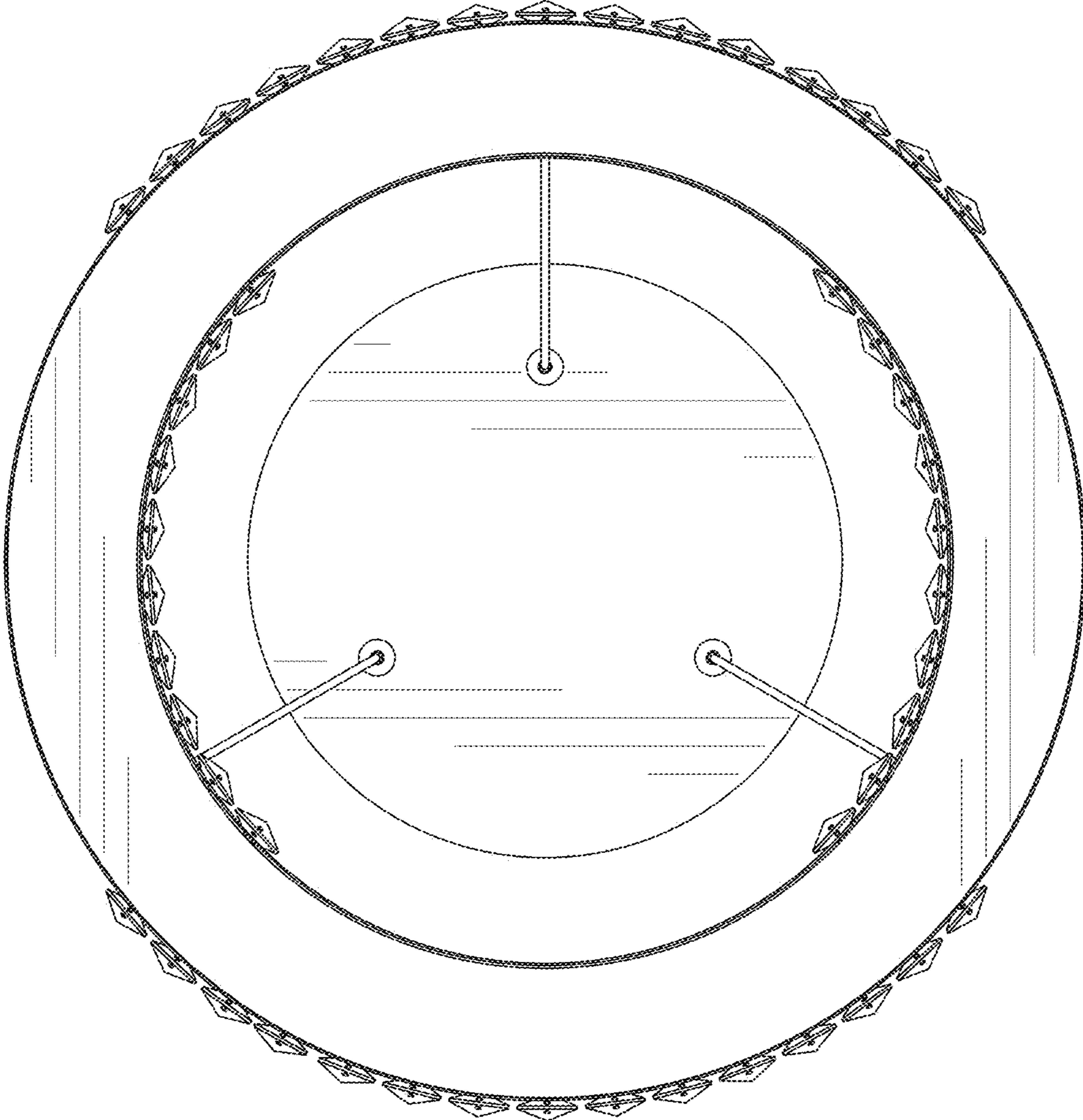


FIG. 8