



US00D915640S

(12) **United States Design Patent**
Qin

(10) **Patent No.:** **US D915,640 S**

(45) **Date of Patent:** **** Apr. 6, 2021**

- (54) **FLAME LAMP**
- (71) Applicant: **ACE LIGHT & ELECTRONIC TECH (NINGBO) CO., LTD.**, Ningbo (CN)
- (72) Inventor: **Yanbei Qin**, Ningbo (CN)
- (73) Assignee: **ACE LIGHT & ELECTRONIC TECH (NINGBO) CO., LTD.**, Ningbo (CN)
- (**) Term: **15 Years**
- (21) Appl. No.: **29/645,395**
- (22) Filed: **Apr. 25, 2018**
- (30) **Foreign Application Priority Data**

Apr. 2, 2018 (CN) 201830127438.5

- (51) **LOC (13) Cl.** **26-03**
- (52) **U.S. Cl.**
USPC **D26/24**
- (58) **Field of Classification Search**
USPC D26/1, 4, 5, 8, 13, 14, 24, 67, 68, 118, D26/121, 88
CPC F21S 8/08; F21S 8/032; F21S 8/081; F21S 8/083; F21S 8/088; F21S 9/03; F21S 9/037; F21V 21/0824; F21V 19/0055; F21W 2111/02; F21W 2111/06; F21W 2111/023; F21W 2131/109
See application file for complete search history.

(56) **References Cited**

U.S. PATENT DOCUMENTS

- D464,447 S * 10/2002 Yeh D26/8
- D556,933 S * 12/2007 Sanoner D26/68
- D596,334 S * 7/2009 Sabernig D26/88
- D615,683 S * 5/2010 Chen D26/68

- D638,970 S * 5/2011 Chen D26/67
- D679,045 S * 3/2013 Urquiola D26/118
- 8,901,827 B1 * 12/2014 Xu H05B 37/0227
315/153
- D816,254 S * 4/2018 Zhang D26/68
- D821,015 S * 6/2018 Peng D26/68
- D824,562 S * 7/2018 Chen D26/68
- D841,213 S * 2/2019 Zhuo D26/68
- D843,041 S * 3/2019 Xiao D26/68
- D844,877 S * 4/2019 Ladewig D26/68
- D851,315 S * 6/2019 Chen D26/67
- D861,221 S * 9/2019 Chen D26/68
- D862,761 S * 10/2019 Li D26/68
- D865,229 S * 10/2019 Lee D26/8
- D866,038 S * 11/2019 Zhang D26/68
- D870,944 S * 12/2019 Niswonger D26/67
- D889,725 S * 7/2020 Roth D26/88
- 2015/0062884 A1 * 3/2015 Chrysanthous F21V 21/088
362/183
- 2019/0078761 A1 * 3/2019 Harper F21S 8/083

* cited by examiner

Primary Examiner — Wan Laymon

Assistant Examiner — Clint A Samuel

(74) *Attorney, Agent, or Firm* — Bayramoglu Law Offices LLC

(57) **CLAIM**

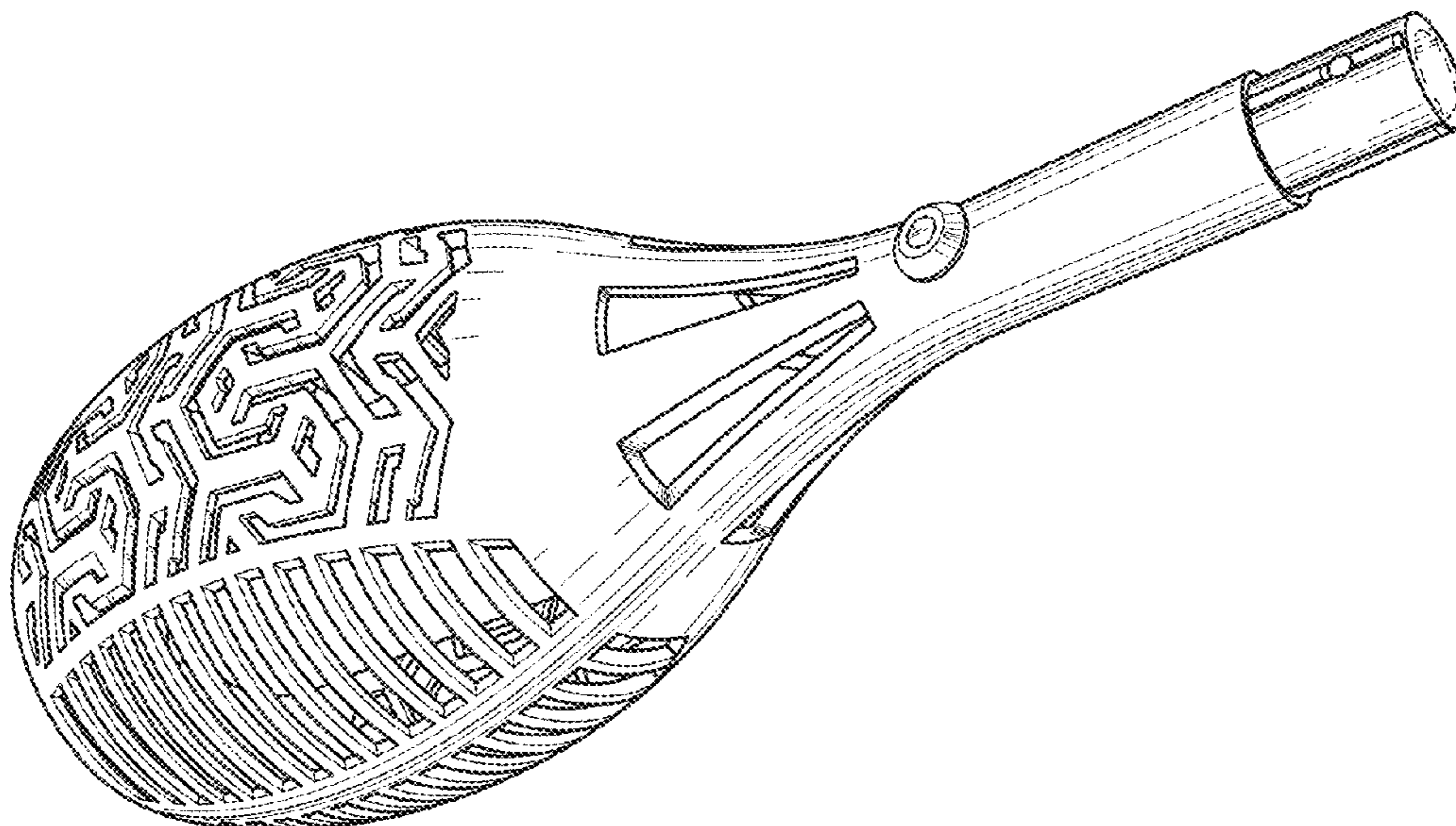
The ornamental design for a flame lamp, as shown and described.

DESCRIPTION

FIG. 1 is a perspective view of a flame lamp;
 FIG. 2 is a front view thereof;
 FIG. 3 is a rear view thereof;
 FIG. 4 is a left side view thereof;
 FIG. 5 is a right side view thereof;
 FIG. 6 is a top view thereof; and,
 FIG. 7 is a bottom view thereof.

The broken lines in the drawings illustrate portions of the flame lamp that form no part of the claimed design.

1 Claim, 6 Drawing Sheets



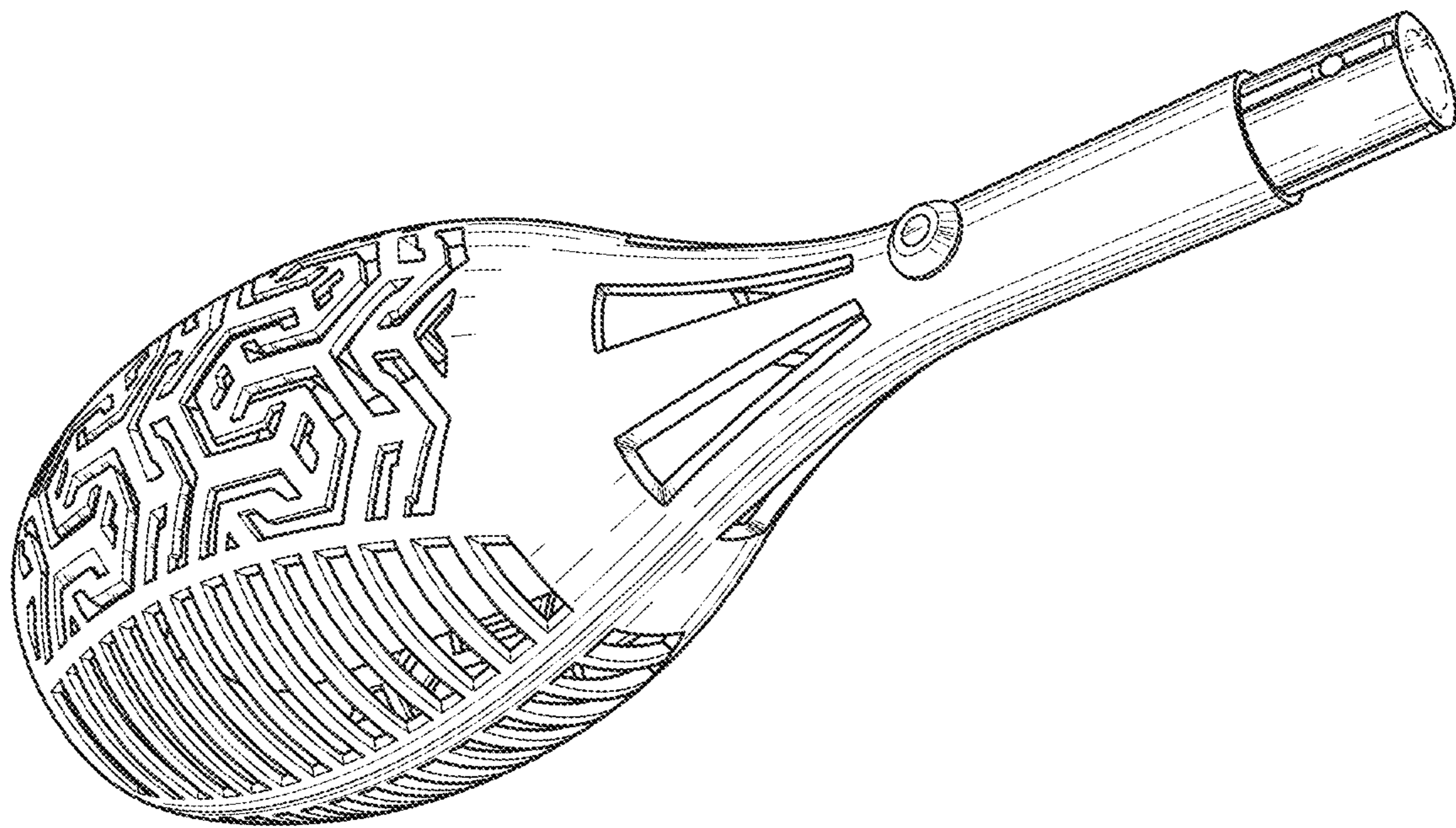


Fig. 1

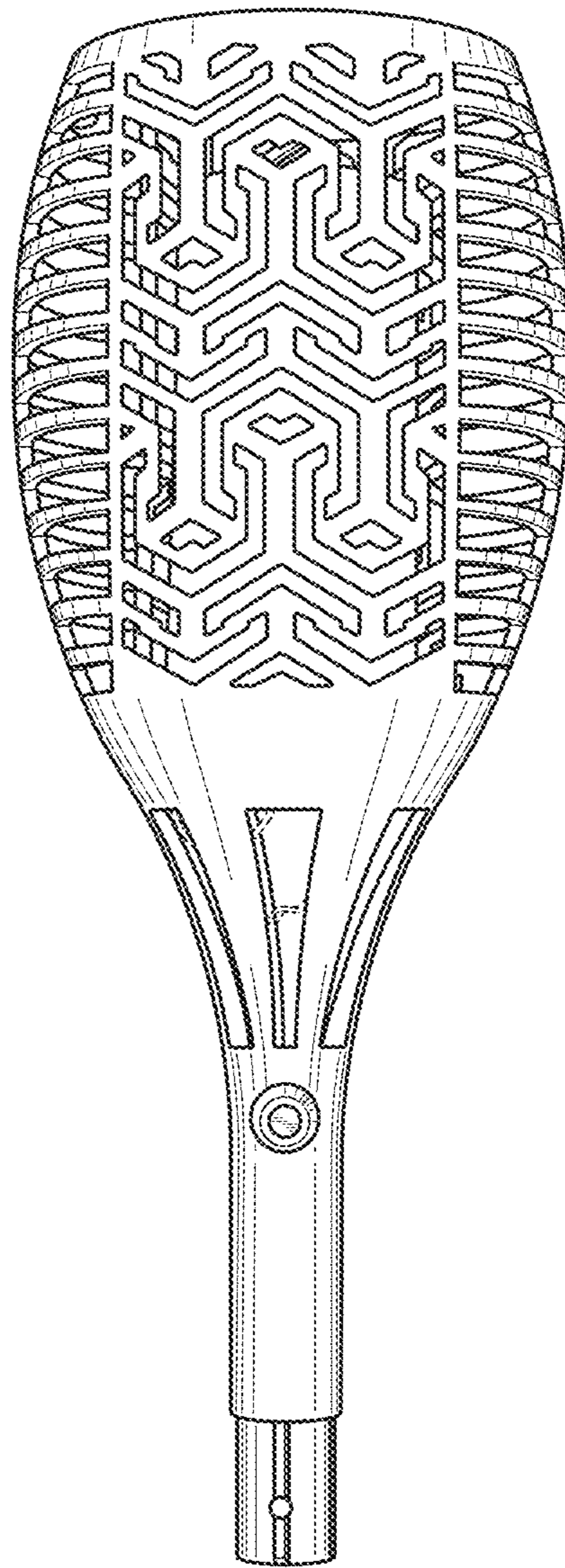


Fig. 2

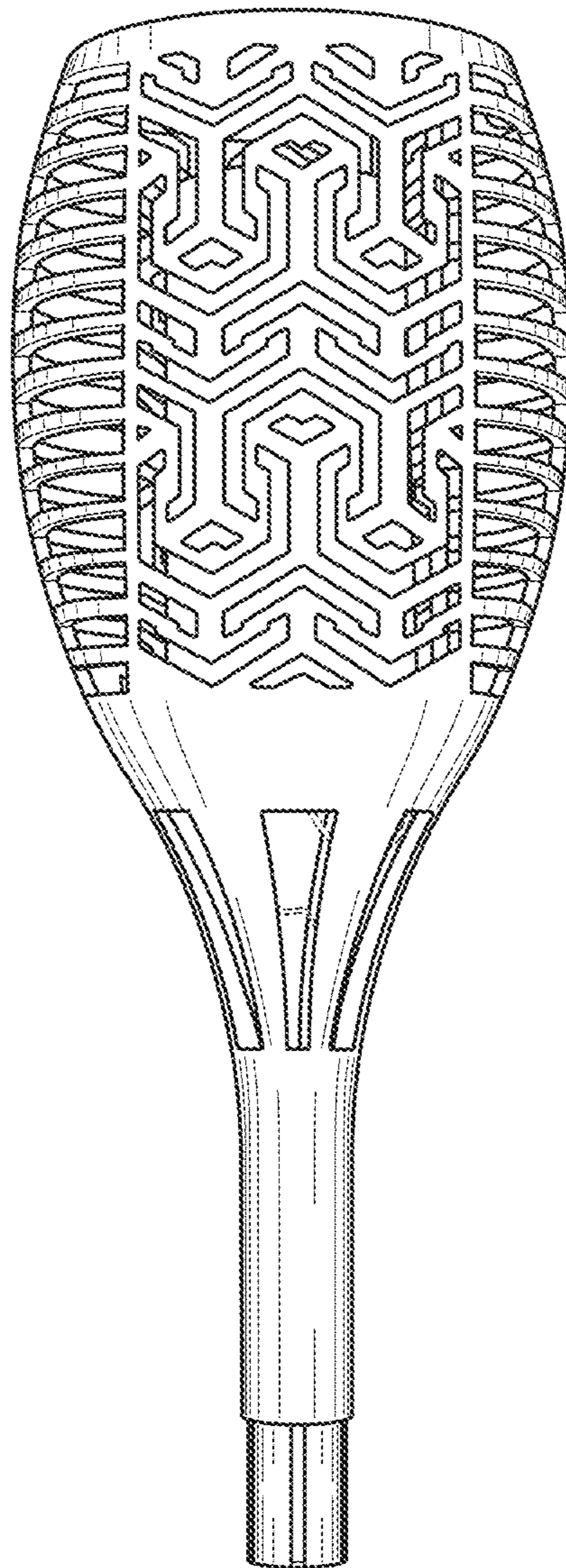


Fig. 3

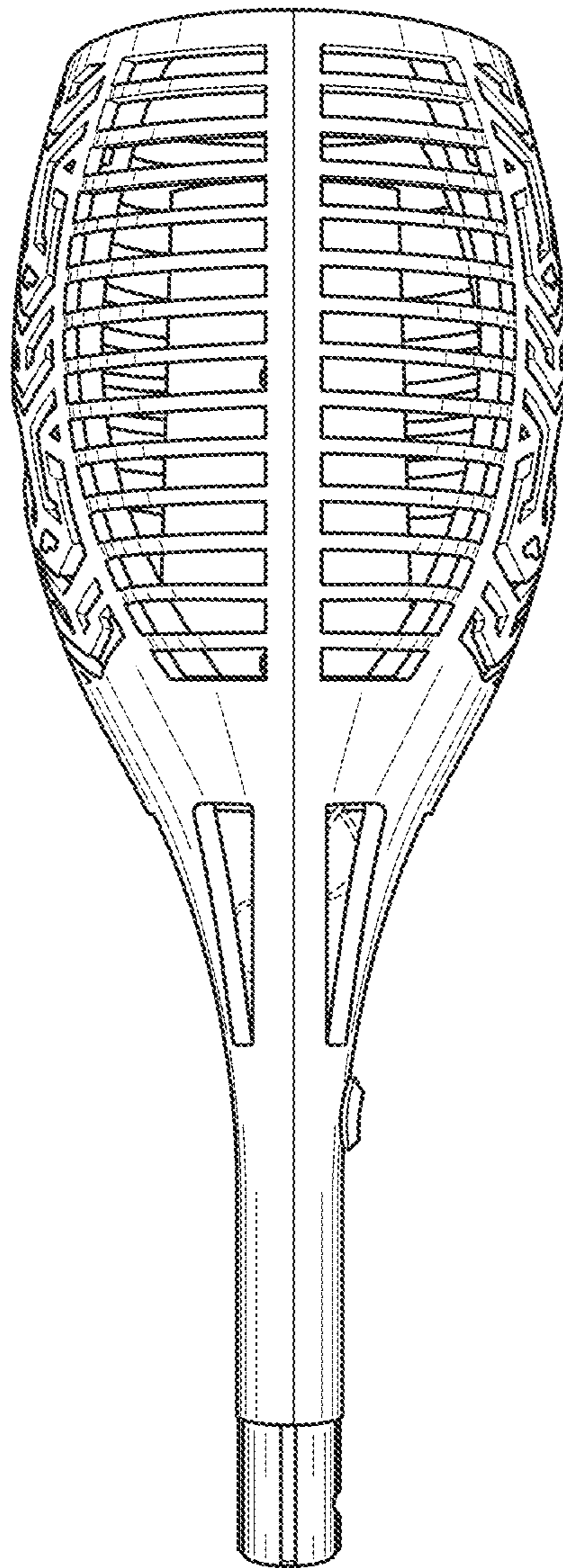


Fig. 4

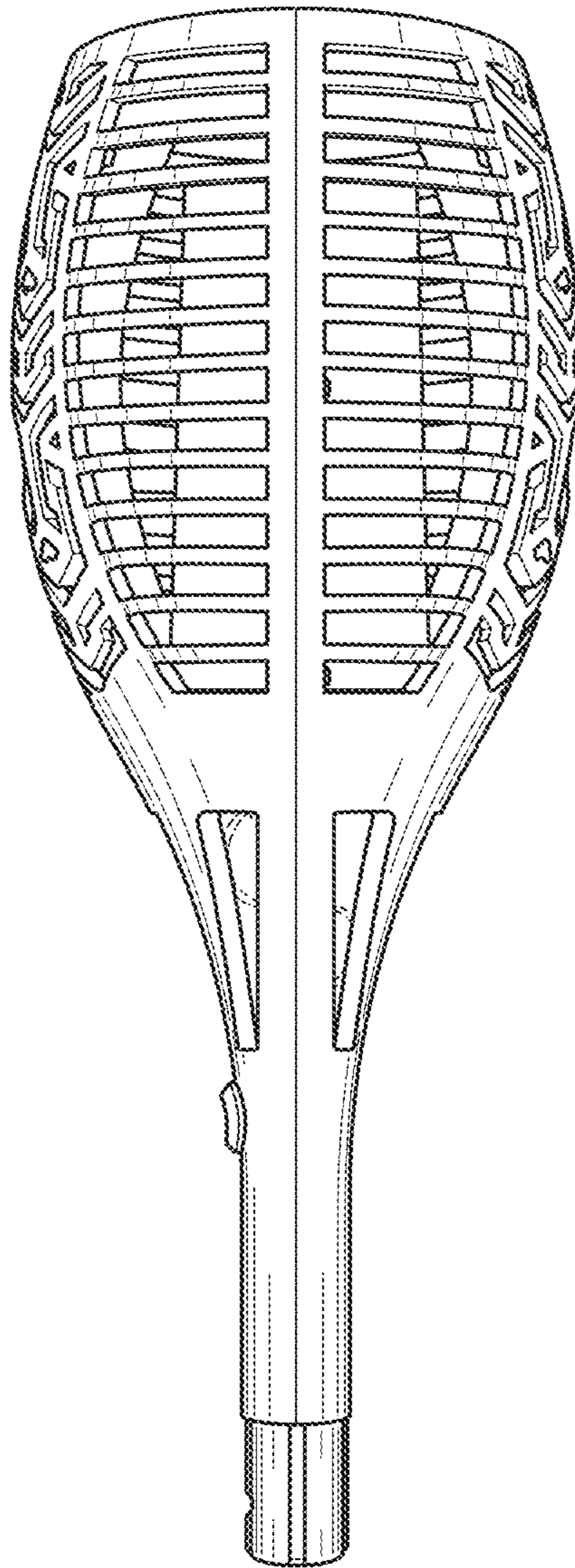


Fig. 5

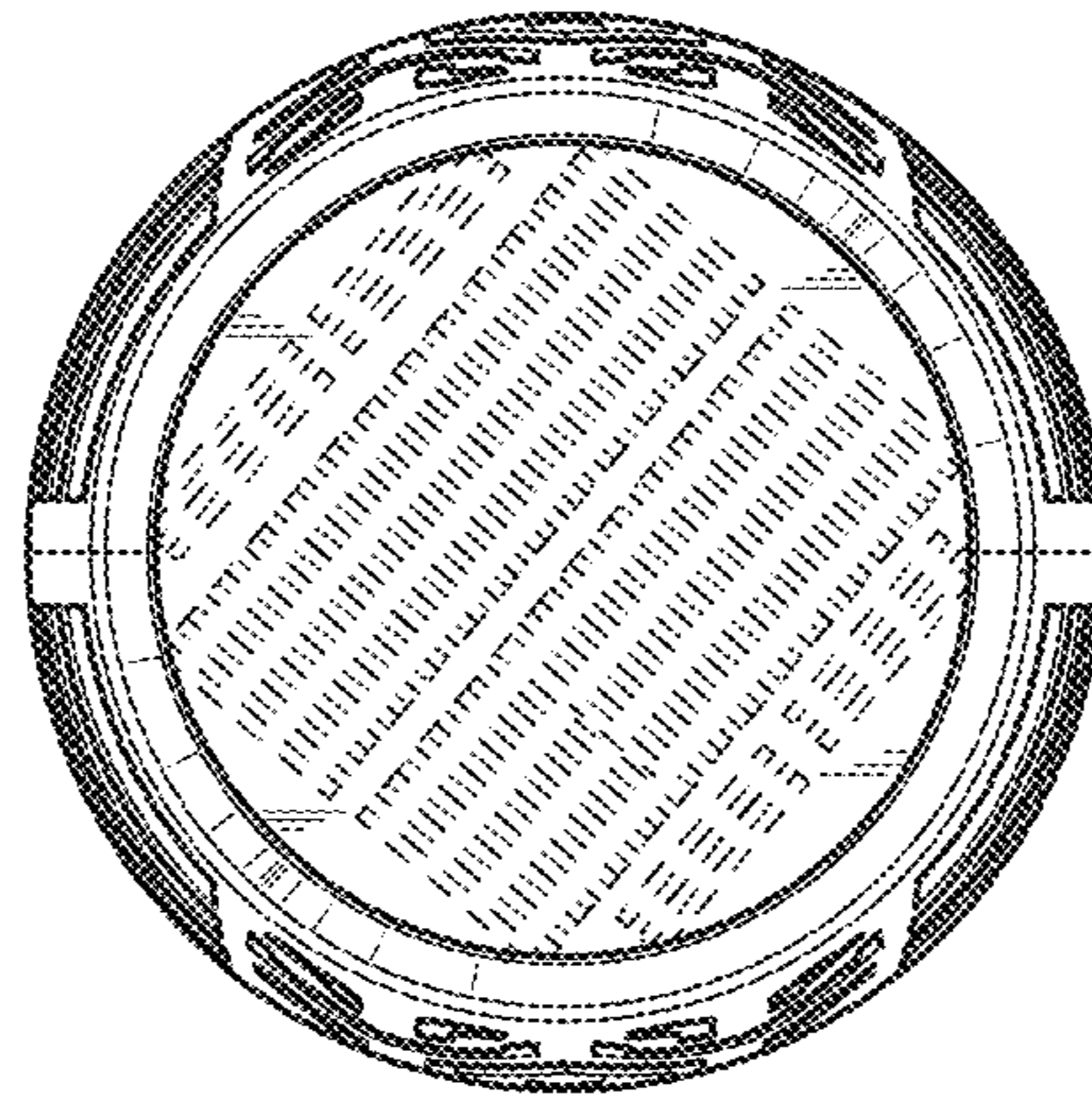


Fig. 6

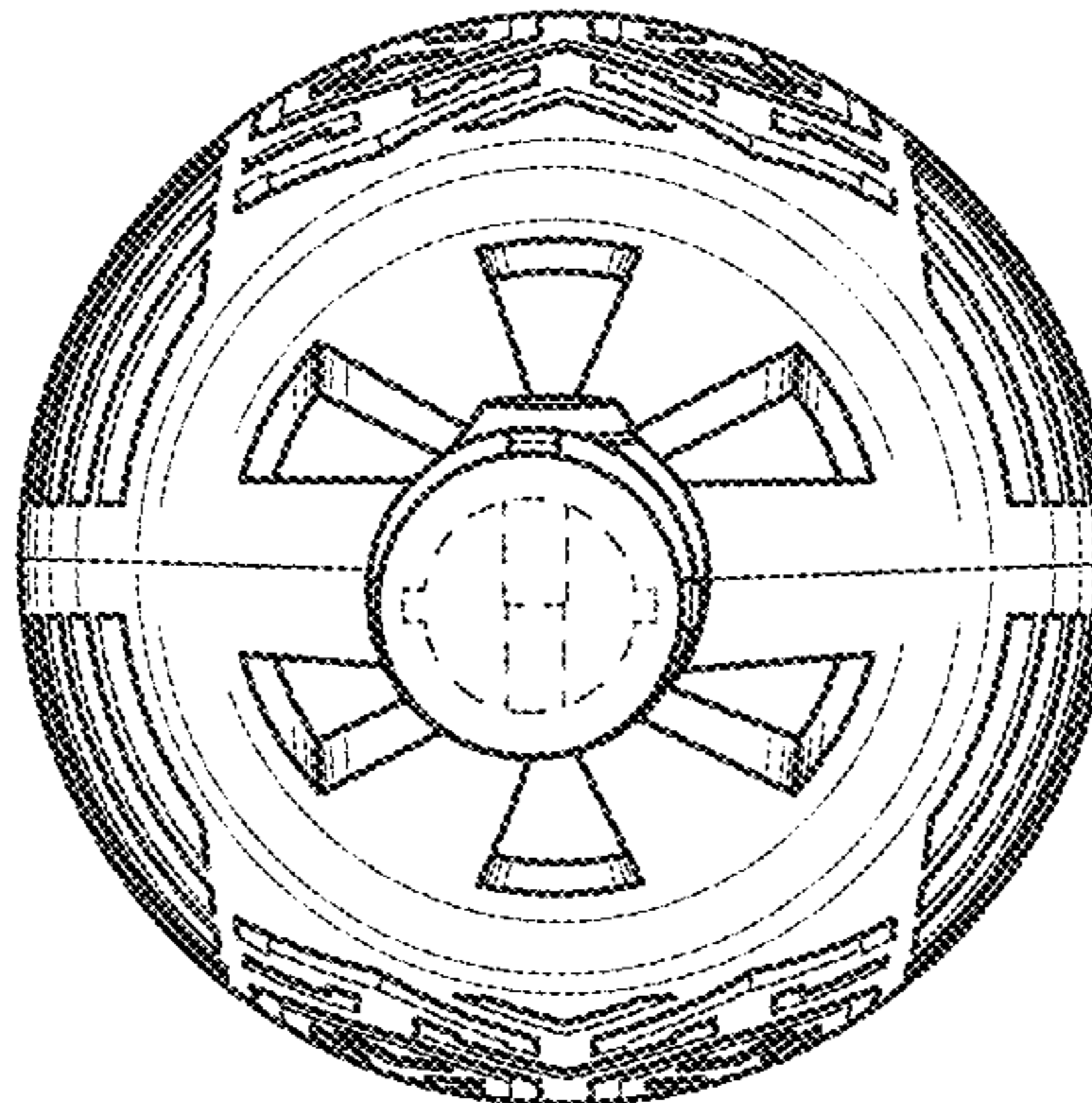


Fig. 7