



US00D915630S

(12) **United States Design Patent** (10) **Patent No.:** **US D915,630 S**  
**Price et al.** (45) **Date of Patent:** **\*\* Apr. 6, 2021**

(54) **SIMULATED WOOD RETAINER** D462,788 S \* 9/2002 Thornton ..... A01G 9/033  
D25/121  
(71) Applicant: **Silver Creek Stoneworks Inc.,** D567,397 S \* 4/2008 Terada ..... C05F 17/95  
Rochester, MN (US) D25/126  
(72) Inventors: **Brian A. Price,** Rochester, MN (US); D620,621 S 7/2010 McCurry  
**Jeffrey Paul Price,** Rochester, MN D639,982 S 6/2011 Dean  
(US) D671,230 S 11/2012 Lee  
8,302,355 B2 \* 11/2012 Cook ..... E04F 13/0898  
52/233  
(73) Assignee: **Silver Creek Stoneworks Inc.,** D679,423 S 4/2013 Rhee  
Rochester, MN (US) D686,350 S 7/2013 Mussini  
D732,191 S \* 6/2015 Price ..... A01G 9/023  
D25/113  
(\*\*) Term: **15 Years** D732,195 S 6/2015 Price  
(Continued)

(21) Appl. No.: **29/761,101**  
(22) Filed: **Dec. 7, 2020**

*Primary Examiner* — Doris Clark  
(74) *Attorney, Agent, or Firm* — Fish & Richardson P.C.

**Related U.S. Application Data**

(62) Division of application No. 29/675,156, filed on Dec. 28, 2018.  
(51) **LOC (13) Cl.** ..... **25-01**  
(52) **U.S. Cl.**  
USPC ..... **D25/126; D25/150**  
(58) **Field of Classification Search**  
USPC ..... D25/126, 150  
CPC ..... E02D 29/0241; E02D 29/025; E02D  
29/0266; E02D 5/02; E02D 5/03; Y10T  
428/662  
See application file for complete search history.

(57) **CLAIM**

The ornamental design for a simulated wood retainer, as shown and described.

**DESCRIPTION**


FIG. 1 is a perspective view of a simulated wood retainer. FIG. 2 is a front view of the simulated wood retainer of FIG. 1. FIG. 3 is a rear view of the simulated wood retainer of FIG. 1. FIG. 4 is a left side view of the simulated wood retainer of FIG. 1. FIG. 5 is a right side view of the simulated wood retainer of FIG. 1. FIG. 6 is a top view of the simulated wood retainer of FIG. 1; and, FIG. 7 is a bottom view of the simulated wood retainer of FIG. 1. Broken lines are shown for the purpose of environmental structure and form no part of the claimed design.

(56) **References Cited**

**U.S. PATENT DOCUMENTS**

D239,295 S 3/1976 Dougherty  
4,313,775 A 2/1982 Moore  
D336,345 S \* 6/1993 Fasth ..... A01G 9/02  
D25/122  
5,295,339 A 3/1994 Manner  
D428,500 S \* 7/2000 Wederski ..... A01G 9/033  
D25/150  
D441,467 S 5/2001 Boone

**1 Claim, 3 Drawing Sheets**



(56)

**References Cited**

U.S. PATENT DOCUMENTS

10,612,207 B1 \* 4/2020 Jordan, IV ..... E02D 29/0266  
2008/0187402 A1 8/2008 Jennings

\* cited by examiner



FIG. 1




FIG. 2



FIG. 3




FIG. 4




FIG. 5




FIG. 6




FIG. 7