



US00D915627S

(12) **United States Design Patent**
Phan et al.

(10) **Patent No.:** **US D915,627 S**
(45) **Date of Patent:** **** Apr. 6, 2021**

(54) **MOLDED SURFACE OF A CONCRETE PRODUCT**

D593,221 S 5/2009 Lacas
D615,216 S 5/2010 Jacot et al.
D633,630 S 3/2011 Jacot et al.
D659,263 S 5/2012 Jacot et al.
D833,645 S * 11/2018 Mohamed D25/113
(Continued)

(71) Applicant: **Oldcastle Building Products Canada Inc., Saint-John (CA)**

(72) Inventors: **Jean-Paul Phan, Montréal (CA);
Nader Assad, Repentigny (CA);
Martin Latour, Montréal (CA)**

FOREIGN PATENT DOCUMENTS

CN 301567397 S 6/2011
CN 301806571 S 1/2012
CN 302192320 S 11/2012
(Continued)

(73) Assignee: **Oldcastle Building Products Canada Inc., Saint-John (CA)**

(**) Term: **15 Years**

OTHER PUBLICATIONS

(21) Appl. No.: **29/720,906**

Office Action for U.S. Appl. No. 29/644,075 dated Aug. 1, 2019, 6 pages.

(22) Filed: **Jan. 16, 2020**

Primary Examiner — Leanne Was-Englehart
(74) *Attorney, Agent, or Firm* — Merchant & Gould P.C.

Related U.S. Application Data

(62) Division of application No. 29/644,075, filed on Apr. 13, 2018, now abandoned.

(51) **LOC (13) Cl.** **25-01**

(52) **U.S. Cl.**
USPC **D25/115**

(58) **Field of Classification Search**
USPC D21/484-486, 499-505; D25/102,
D25/112-118, 164
CPC ... E02D 29/02; E02D 29/025; E02D 29/0225;
E02D 29/0241; B28B 7/162; A47L 13/10
See application file for complete search history.

(57) **CLAIM**

The ornamental design for a molded surface of a concrete product, as shown and described.

DESCRIPTION

FIG. 1 is a perspective view of a molded surface of a concrete product
FIG. 2 is another perspective view of the molded surface of a concrete product depicted in FIG. 1;
FIG. 3 is a front view thereof;
FIG. 4 is a rear view thereof;
FIG. 5 is a right side view thereof;
FIG. 6 is a left side view thereof;
FIG. 7 is a top view thereof; and,
FIG. 8 is a bottom view thereof.

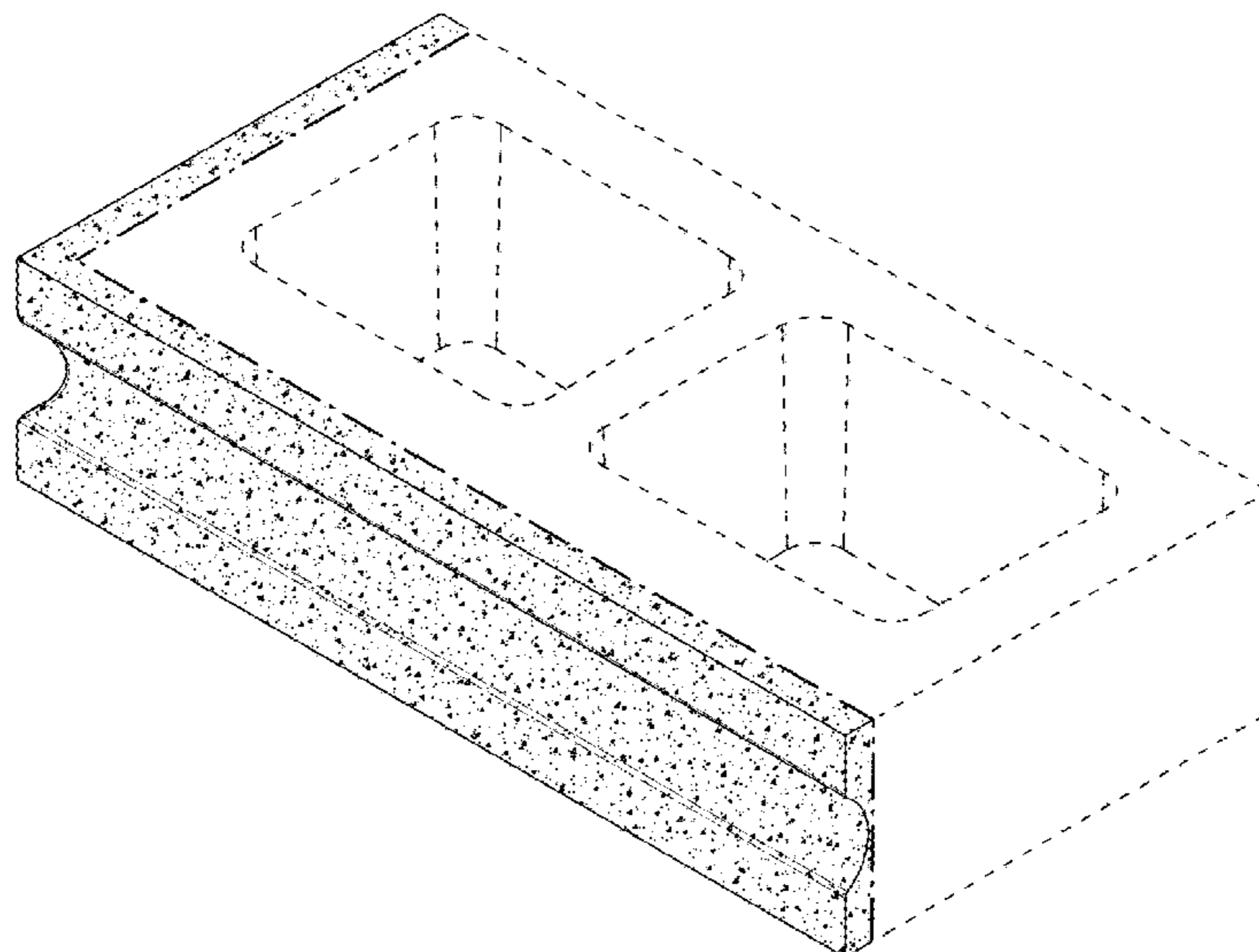
The dot-dash broken lines depict the bounds of the claim. The broken lines in the drawings are included for the purpose of illustrating portions of the molded surface of a concrete product that form no part of the claimed design.

(56) **References Cited**

U.S. PATENT DOCUMENTS

2,733,473 A * 2/1956 Courser A47L 13/10
15/268
5,205,090 A * 4/1993 Lavery E04C 1/395
404/7
D336,140 S * 6/1993 Lavery D25/113
D503,483 S * 3/2005 Williams D25/113
D517,221 S * 3/2006 Keys D25/113

1 Claim, 6 Drawing Sheets



(56)

References Cited

U.S. PATENT DOCUMENTS

2011/0135404 A1* 6/2011 Steffen E02D 29/025
405/284

FOREIGN PATENT DOCUMENTS

CN	302310532 S	1/2013
CN	302975204 S	10/2014
CN	302975205 S	10/2014
CN	304888838	* 11/2018
RU	00038837	* 3/1994
WO	D055429-011 S	5/2001
WO	D055429-012 S	5/2001

* cited by examiner

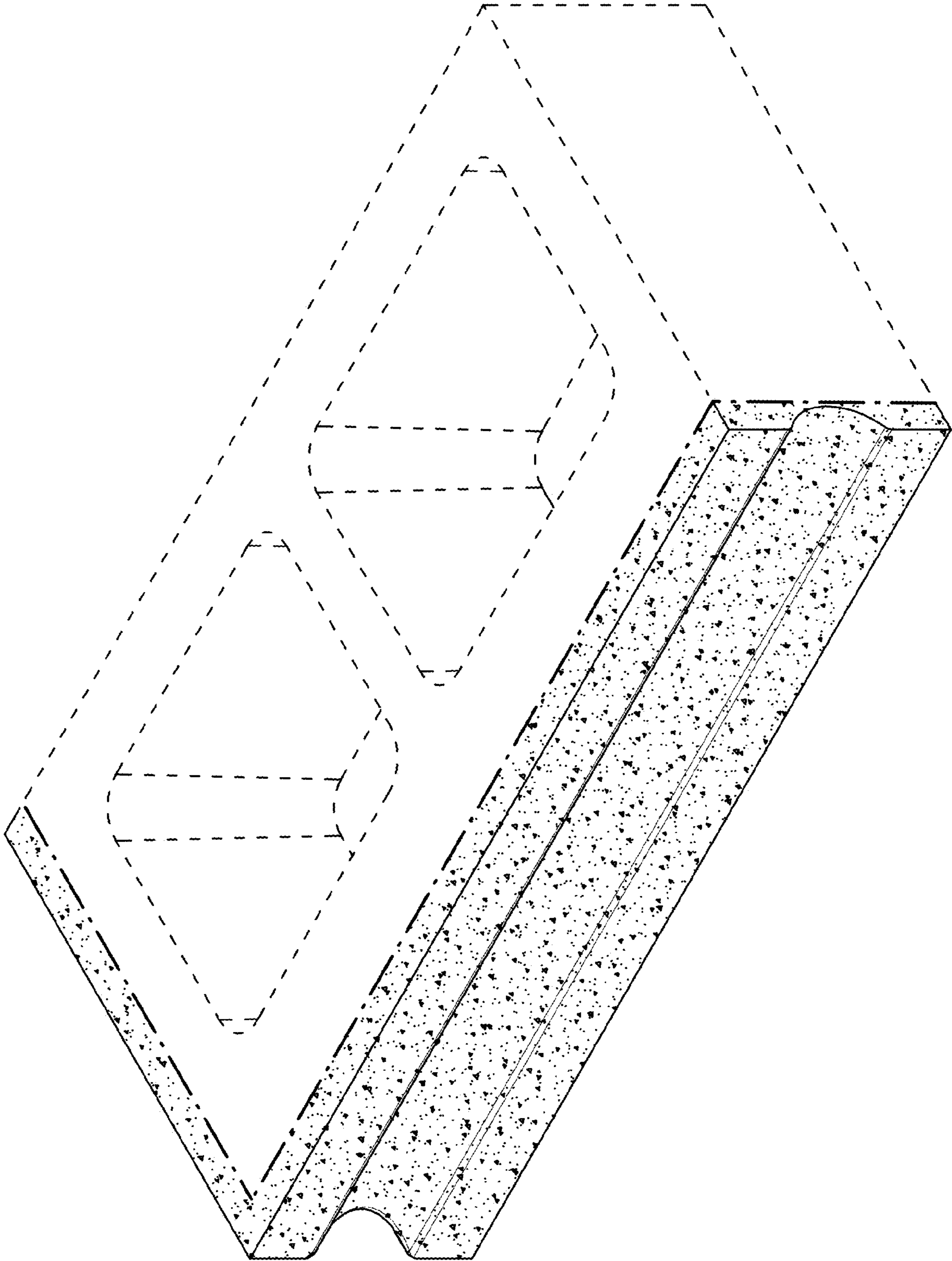


FIG. 1

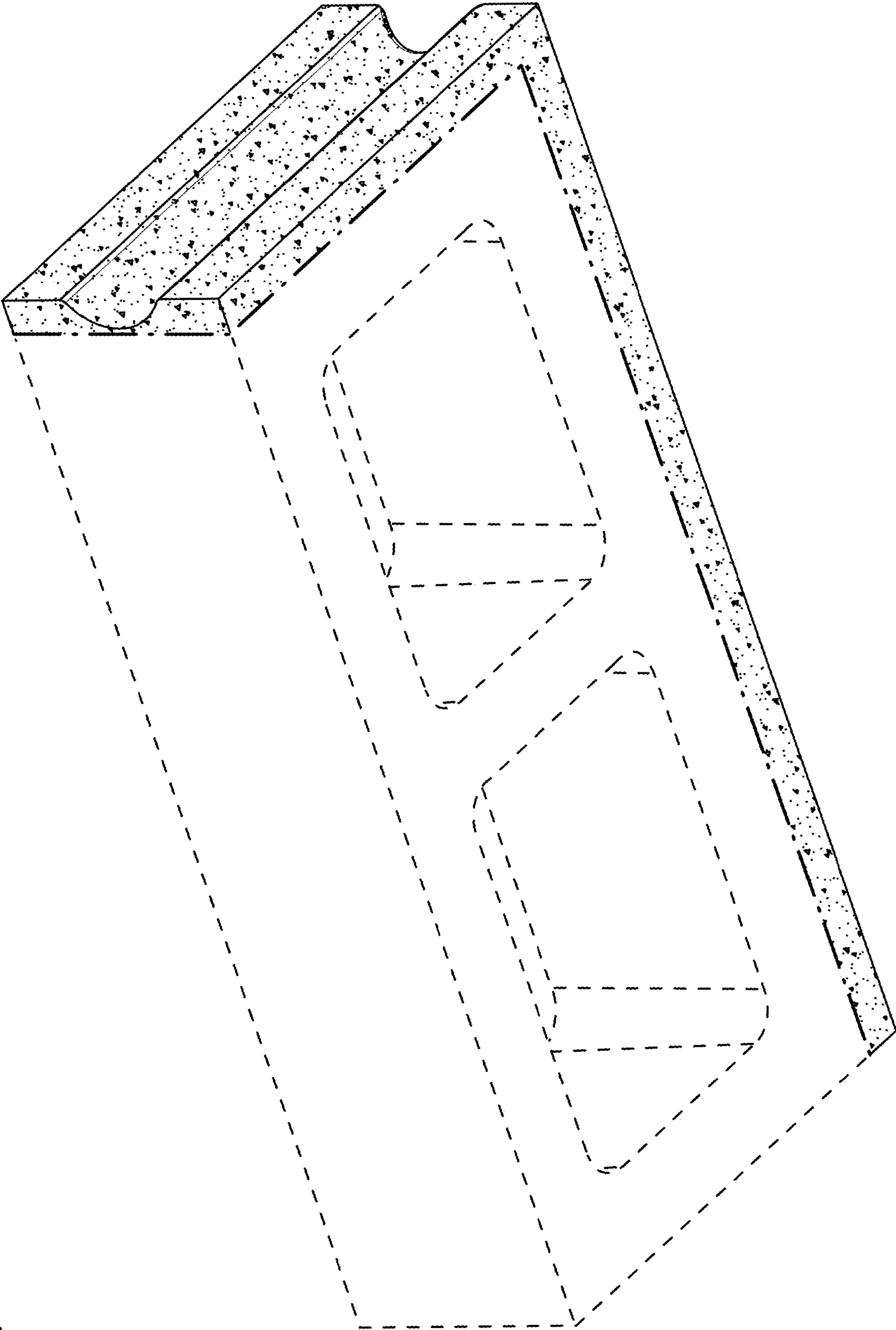


FIG. 2

FIG. 3

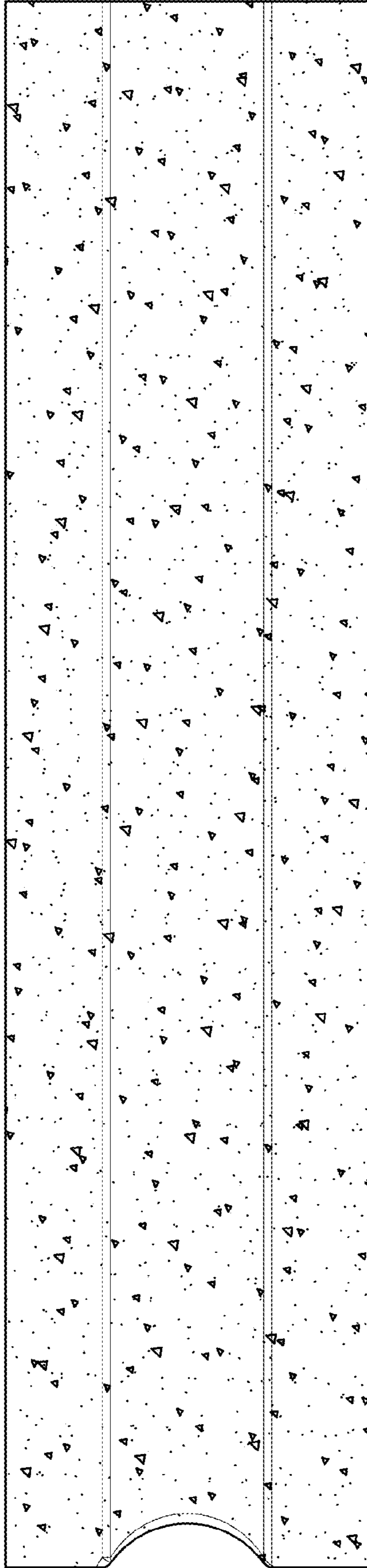


FIG. 4






FIG. 5


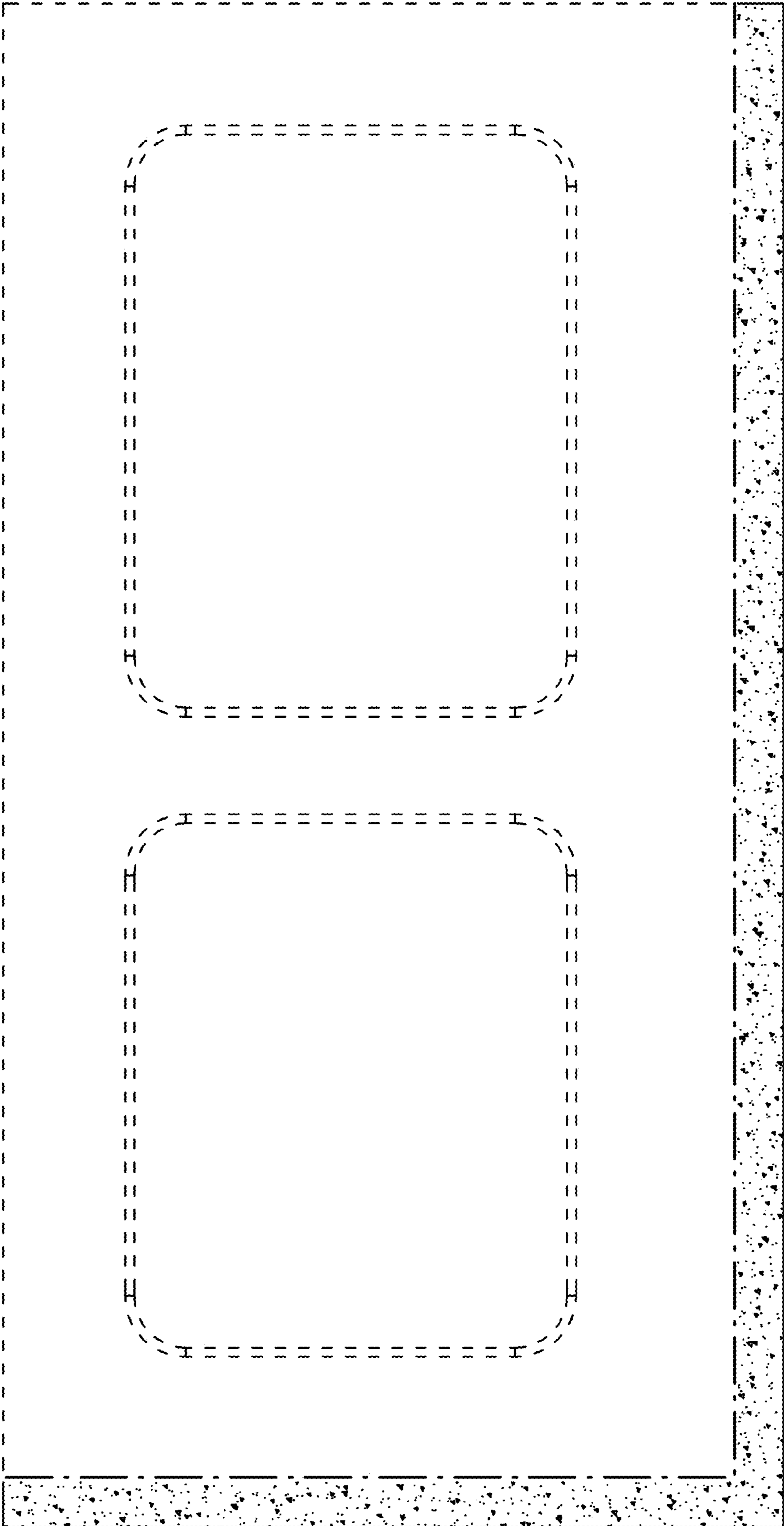


FIG. 6

FIG. 7



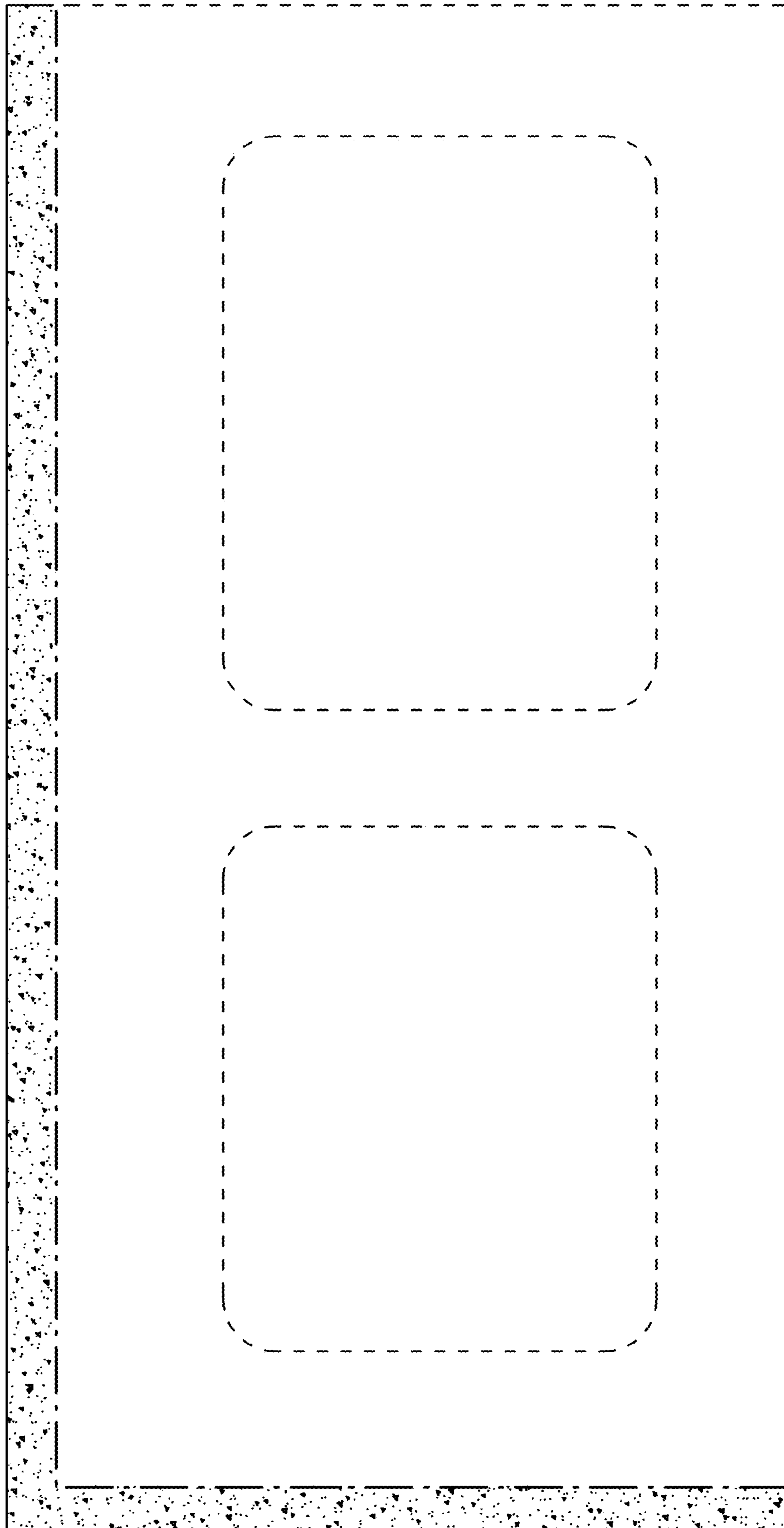


FIG. 8