



US00D915625S

(12) **United States Design Patent** (10) **Patent No.:** **US D915,625 S**
Allen (45) **Date of Patent:** **** Apr. 6, 2021**

(54) **STAIR TREAD**

(71) Applicant: **Ranco Industries, Inc.**, Houston, TX (US)

(72) Inventor: **Randy B. Allen**, Houston, TX (US)

(**) Term: **15 Years**

(21) Appl. No.: **29/723,437**

(22) Filed: **Feb. 6, 2020**

(51) **LOC (13) Cl.** **25-04**

(52) **U.S. Cl.**
USPC **D25/69**

(58) **Field of Classification Search**
USPC D25/62, 68, 69, 119-125; 52/179, 182, 52/177, 188, 190, 741.2; 280/169; D6/582, 583, 584, 585, 588, 592
CPC E04F 11/16; E04F 11/163; E04F 11/108; E04F 11/112; E04F 11/104; E04F 11/09
See application file for complete search history.

(56) **References Cited**

U.S. PATENT DOCUMENTS

D95,158 S * 4/1935 Surerus D25/158
D279,607 S * 7/1985 Rutter D25/69
D416,158 S * 11/1999 Denney D6/582
D496,472 S * 9/2004 Zimmerle E01C 11/229
D25/138

D498,307 S * 11/2004 Zimmerle D25/138
D540,094 S * 4/2007 Kessler D6/583
D639,534 S * 6/2011 Cho D2/891
D704,960 S * 5/2014 McCool E04F 11/108
D6/582
D707,981 S * 7/2014 Allen D6/585

* cited by examiner

Primary Examiner — Gino Colan

(74) *Attorney, Agent, or Firm* — Egbert Law Offices, PLLC

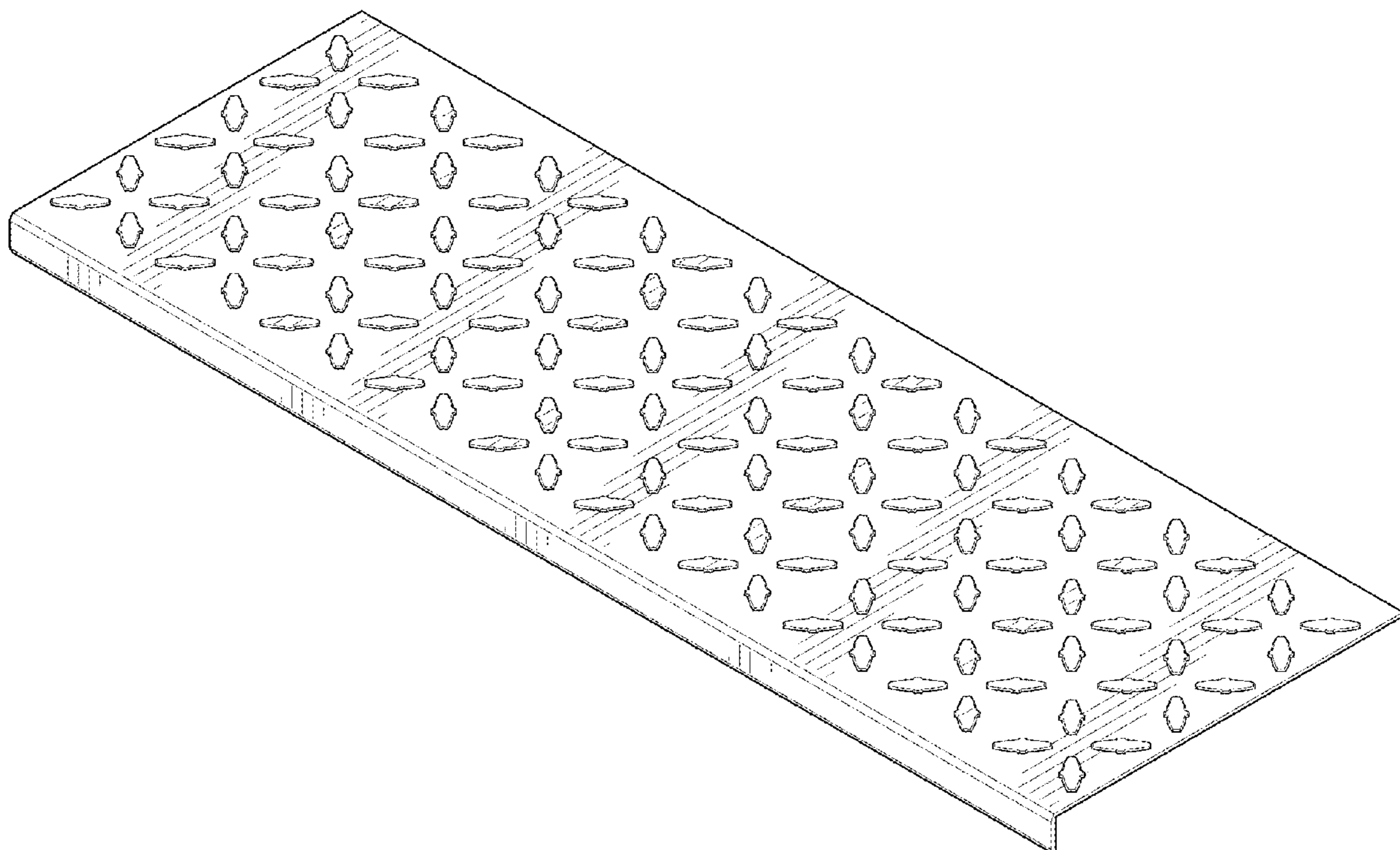
(57) **CLAIM**

The ornamental design for a stair tread, as shown and described.

DESCRIPTION

FIG. 1 is an upper perspective view of a stair tread showing my new design.
FIG. 2 is front view thereof;
FIG. 3 is a rear view thereof;
FIG. 4 is a top plan view thereof;
FIG. 5 is a side view thereof; and,
FIG. 6 is an opposite side view thereof.
The bottom of the stair tread, which is not illustrated in the drawings, forms no part of the claimed design.

1 Claim, 2 Drawing Sheets



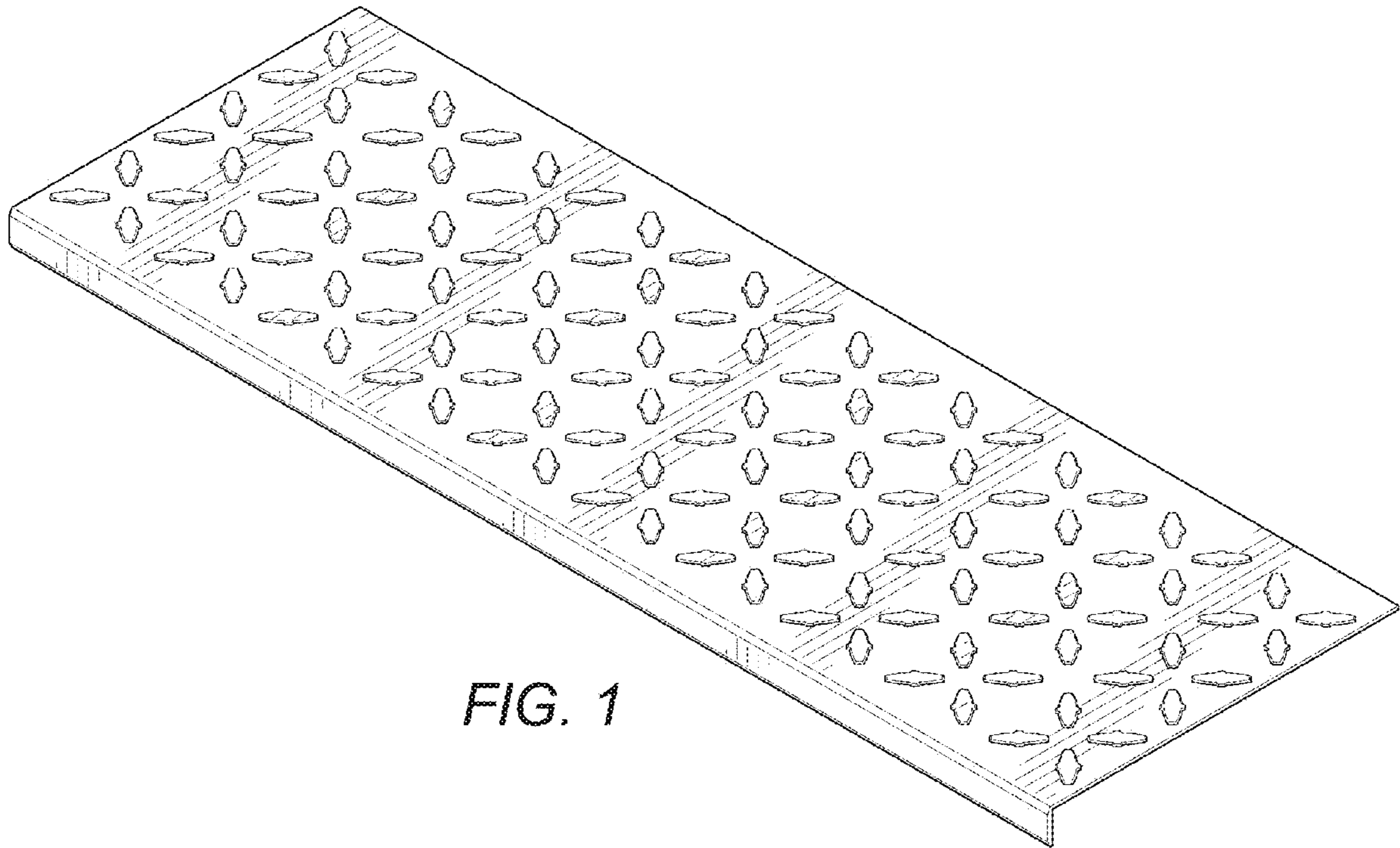


FIG. 1

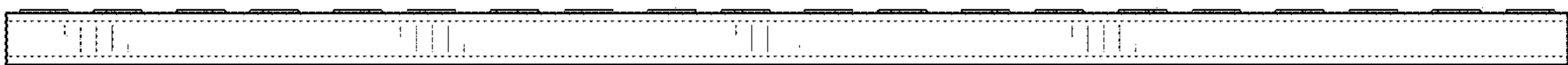


FIG. 2

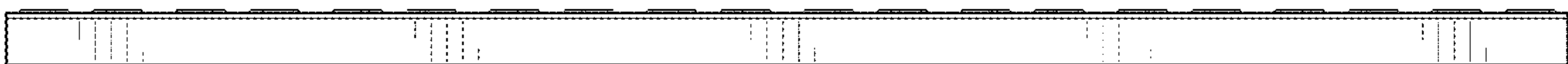


FIG. 3

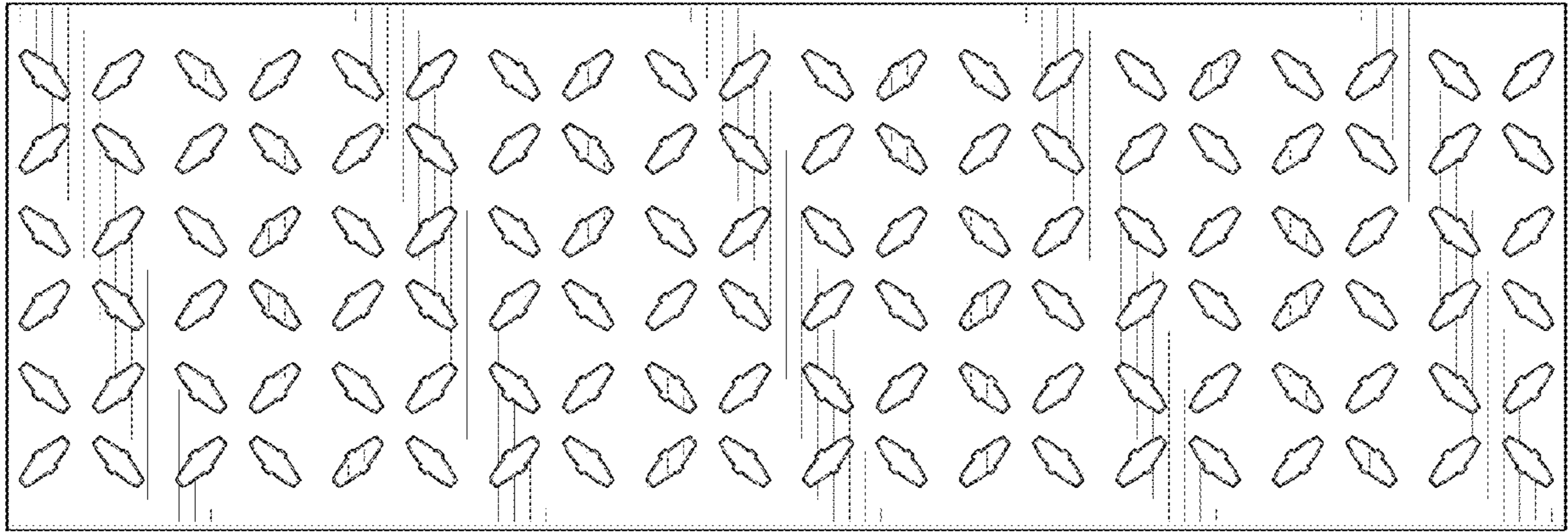


FIG. 4




FIG. 5

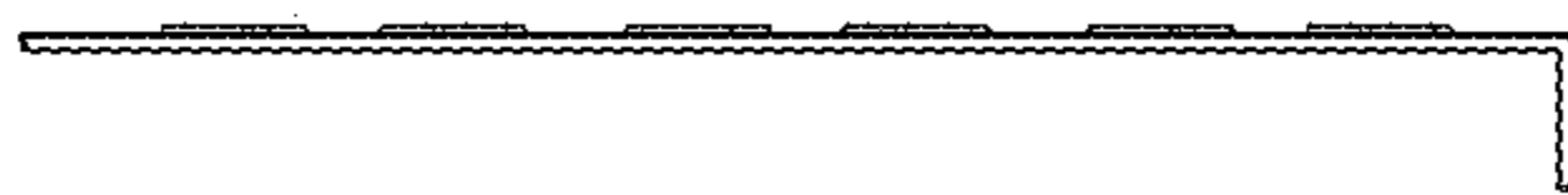


FIG. 6