



US00D915614S

(12) **United States Design Patent** (10) **Patent No.:** **US D915,614 S**  
**Nichols** (45) **Date of Patent:** **\*\* Apr. 6, 2021**

(54) **MESSAGE ROLLER**  
(71) Applicant: **James Christopher Nichols**, Lilburn, GA (US)

D624,711 S \* 9/2010 Shatoff ..... D30/160  
D648,034 S \* 11/2011 Rice ..... D24/215  
D655,058 S \* 2/2012 Blair ..... D30/160  
D702,362 S \* 4/2014 Thorne ..... D24/211  
(Continued)

(72) Inventor: **James Christopher Nichols**, Lilburn, GA (US)

**FOREIGN PATENT DOCUMENTS**

(\*\*) Term: **15 Years**

CN 206063396 U 4/2017  
DE 3039026 A1 5/1982  
(Continued)

(21) Appl. No.: **29/708,600**

**OTHER PUBLICATIONS**

(22) Filed: **Oct. 8, 2019**

(51) **LOC (13) Cl.** ..... **28-03**

Revolvperformance, "Revolv Barbell Roller", Dec. 10, 2019. <https://www.revolvperformance.com/products/revolv-barbell-roller#shopify-product-reviews>. Shown on p. 1. (Year: 2019).\*

(52) **U.S. Cl.**

USPC ..... **D24/211**

(Continued)

(58) **Field of Classification Search**

USPC ..... D24/200, 211, 212, 213, 214, 215;  
D30/160; D12/114, 178; D8/303;  
D1/130

CPC ..... A61H 7/001; A61H 2015/0042; A61H  
7/003; A61H 7/007

See application file for complete search history.

*Primary Examiner* — Cynthia Ramirez  
*Assistant Examiner* — Michael A Maharajh  
(74) *Attorney, Agent, or Firm* — Inventech Patent Services, LLC; Marc A. Scharich

(57) **CLAIM**

I claim the ornamental design for a massage roller, as shown and described.

(56) **References Cited**

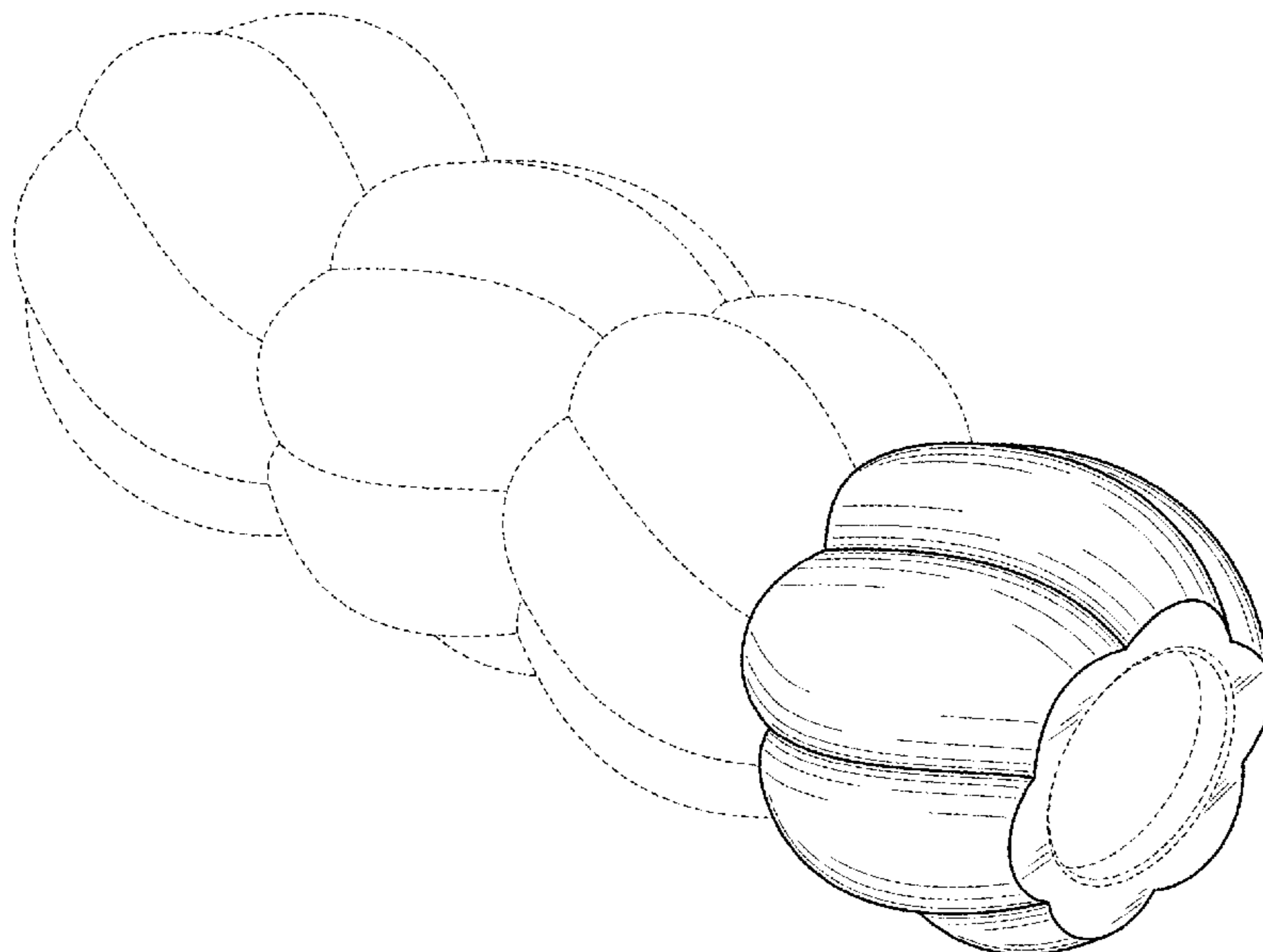
**U.S. PATENT DOCUMENTS**

**DESCRIPTION**

2,369,544 A 2/1945 Dolan  
D243,557 S 3/1977 Kientz  
D253,373 S 11/1979 Celeste  
D256,503 S \* 8/1980 Moustakas ..... D24/212  
D256,958 S \* 9/1980 Markham ..... D30/160  
D271,051 S \* 10/1983 McCoy ..... D21/679  
D272,649 S \* 2/1984 Bloch ..... D21/662  
D362,418 S \* 9/1995 Li ..... D12/114  
D418,639 S \* 1/2000 Simon ..... D30/160  
D427,391 S \* 6/2000 Gill ..... D30/160  
D465,852 S \* 11/2002 Bloch ..... D24/211  
D478,947 S \* 8/2003 Lu ..... D21/662  
D492,791 S \* 7/2004 Alexander ..... D24/211  
D514,264 S \* 1/2006 Viola ..... D1/126  
D527,831 S 9/2006 Hong  
7,189,210 B1 3/2007 Hillman

FIG. 1 is a perspective view of a massage roller, showing my new design;  
FIG. 2 is a front elevational view thereof;  
FIG. 3 is a rear elevational view thereof;  
FIG. 4 is a top plan view thereof;  
FIG. 5 is a bottom plan view thereof;  
FIG. 6 is a left-end elevational view thereof; and,  
FIG. 7 is a right-end elevational view thereof.  
The broken lines shown in the drawings are included for purposes of illustrating portions of the massage roller and form no part of the claimed design.

**1 Claim, 7 Drawing Sheets**



(56)

References Cited

U.S. PATENT DOCUMENTS

D712,029 S \* 8/2014 Tai ..... D24/141  
 D712,030 S \* 8/2014 Tai ..... D24/141  
 D721,183 S 1/2015 Mallory  
 D724,161 S \* 3/2015 Kuhne ..... D21/662  
 9,005,146 B2 4/2015 Phillips  
 D730,617 S \* 6/2015 Slusarczyk ..... D1/125  
 D734,480 S 7/2015 Jones  
 D744,112 S \* 11/2015 Phillips ..... D24/211  
 D751,724 S 3/2016 Nelson  
 D765,871 S 9/2016 Downare  
 9,463,133 B2 10/2016 Rodgers  
 D781,525 S \* 3/2017 Kreamer ..... D1/106  
 D796,053 S 8/2017 Phillips  
 D800,330 S 10/2017 Loos  
 D804,140 S \* 12/2017 Bennett ..... D1/125  
 D805,649 S \* 12/2017 Mizelle ..... D24/211  
 D820,993 S \* 6/2018 Huang ..... D24/215  
 D826,422 S \* 8/2018 Cheung ..... D24/215  
 D826,484 S \* 8/2018 Loibl ..... D30/160  
 D827,847 S \* 9/2018 Downare ..... D24/211  
 D829,920 S 10/2018 Carpinelli  
 10,213,638 B2 2/2019 Black  
 D843,592 S \* 3/2019 Tsuyama ..... D24/215  
 10,426,992 B2 10/2019 Sardines  
 D879,887 S \* 3/2020 Loftin, III ..... D21/662  
 D886,314 S \* 6/2020 Morris ..... D24/211  
 D886,315 S \* 6/2020 Hicken ..... D24/211  
 D887,094 S \* 6/2020 Ruan ..... D30/160  
 D895,824 S \* 9/2020 Nelson ..... D24/211  
 D901,032 S \* 11/2020 Gonglach ..... D24/211  
 D902,421 S \* 11/2020 Kim ..... D24/211  
 D907,790 S \* 1/2021 Kim ..... D24/211  
 2015/0374576 A1 \* 12/2015 Dagan ..... A61H 15/0092  
 601/119

2016/0074274 A1 3/2016 Mallory  
 2016/0279009 A1 9/2016 Somjee  
 2017/0042756 A1 2/2017 Nelson  
 2017/0105895 A1 4/2017 Sardines  
 2018/0042807 A1 2/2018 Mallory  
 2018/0326254 A1 11/2018 Earls et al.  
 2018/0353371 A1 12/2018 Shikahama  
 2019/0060160 A1 2/2019 Krichevsky et al.  
 2020/0146928 A1 \* 5/2020 Nichols ..... A61H 15/00

FOREIGN PATENT DOCUMENTS

EP 1982684 A2 10/2008  
 GB 295706 A 7/1929  
 NO 314338 B1 3/2003  
 WO 2018008797 A1 1/2018  
 WO 2018058179 A1 4/2018

OTHER PUBLICATIONS

Newegg, "Revolv Performance Barbell Roller", Feb. 3, 2021. <https://www.newegg.com/revolv-performance-barbell-roller-massage-rollers/p/0B2-037R-00001#>. Shown on p. 1. (Year: 2021).\*

Amazon, "Revolv Performance", Mar. 20, 2020. [https://www.amazon.com/Revolv-Performance-Barbell-Roller-Recovery/dp/B0851WRJPD/ref=cm\\_cr\\_arp\\_d\\_product\\_top?ie=UTF8](https://www.amazon.com/Revolv-Performance-Barbell-Roller-Recovery/dp/B0851WRJPD/ref=cm_cr_arp_d_product_top?ie=UTF8). Shown on p. 1. (Year: 2020).\*

Cog—The World's First Barbell Foam Roller (Canceled) by Lamark, posted at kickstarter.com, posting date Nov. 16, 2017, © Kickstarter, [online], [site visited Feb. 10, 2020]. Available from Internet, <URL: <https://www.kickstarter.com/projects/lamarkcog/cog-the-worlds-first-barbell-foam-roller>>.

\* cited by examiner



Fig. 1

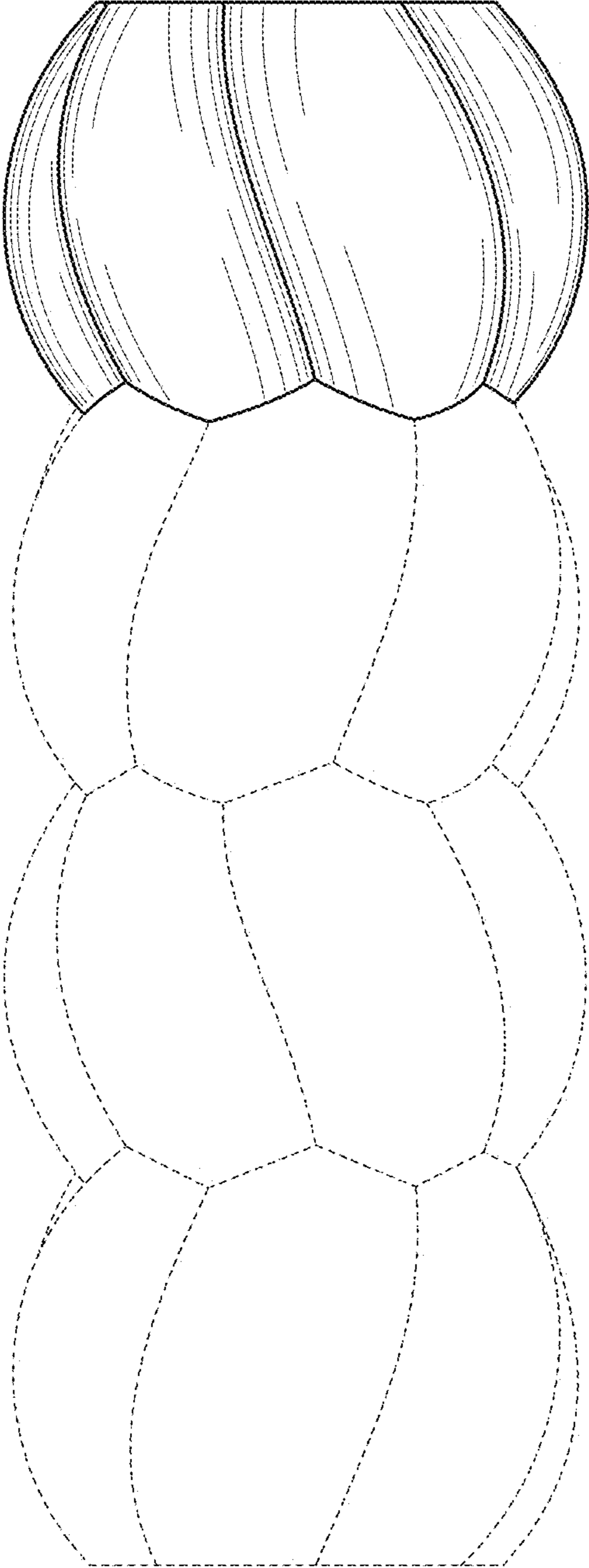


Fig. 2

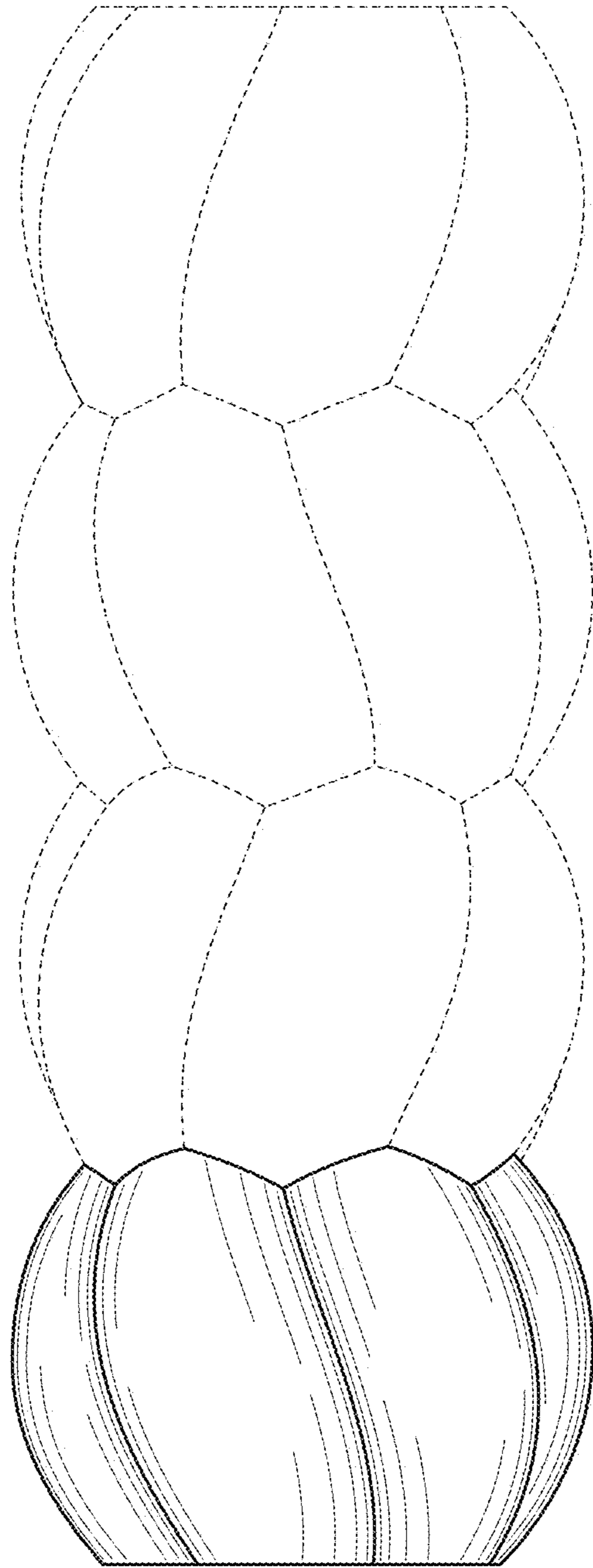


Fig. 3

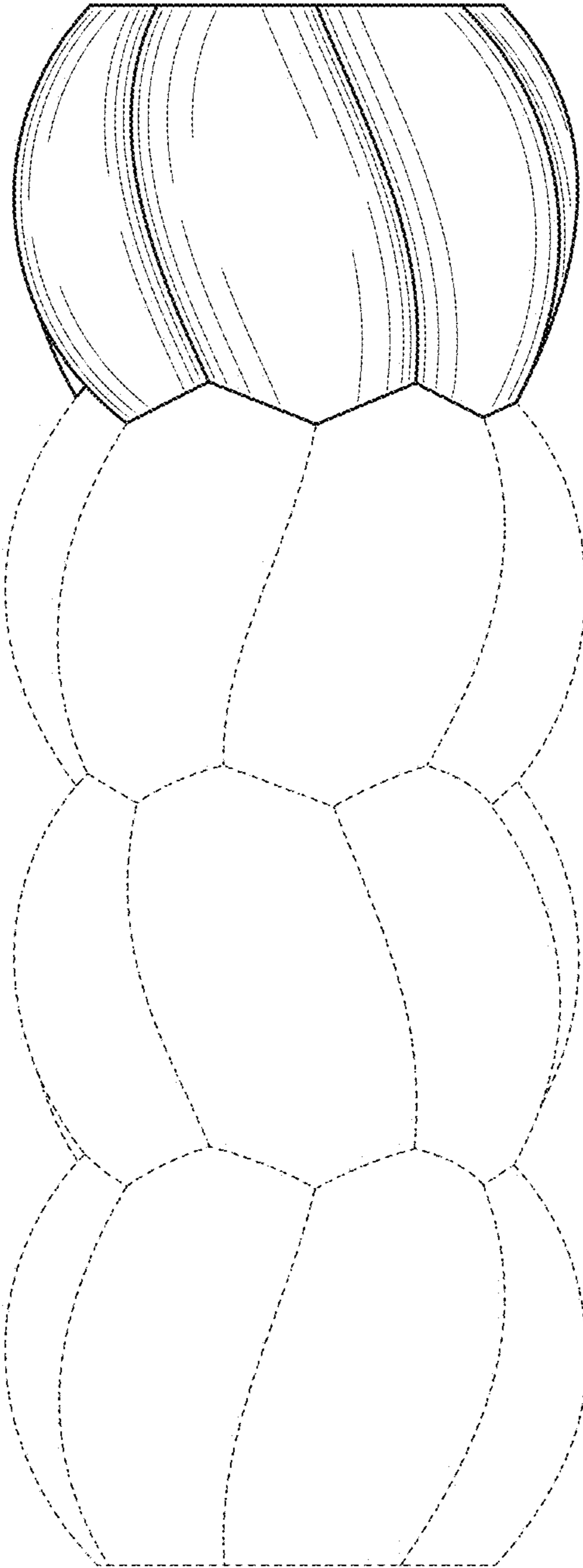


Fig. 4

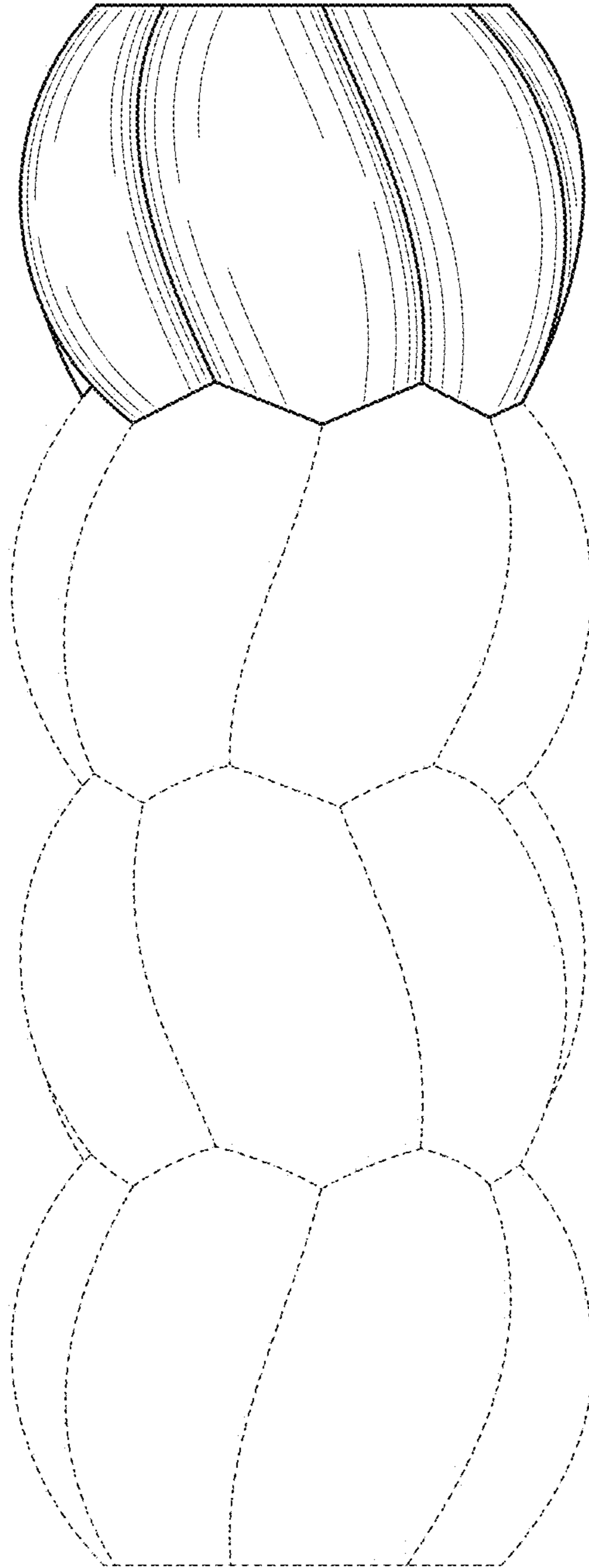


Fig. 5

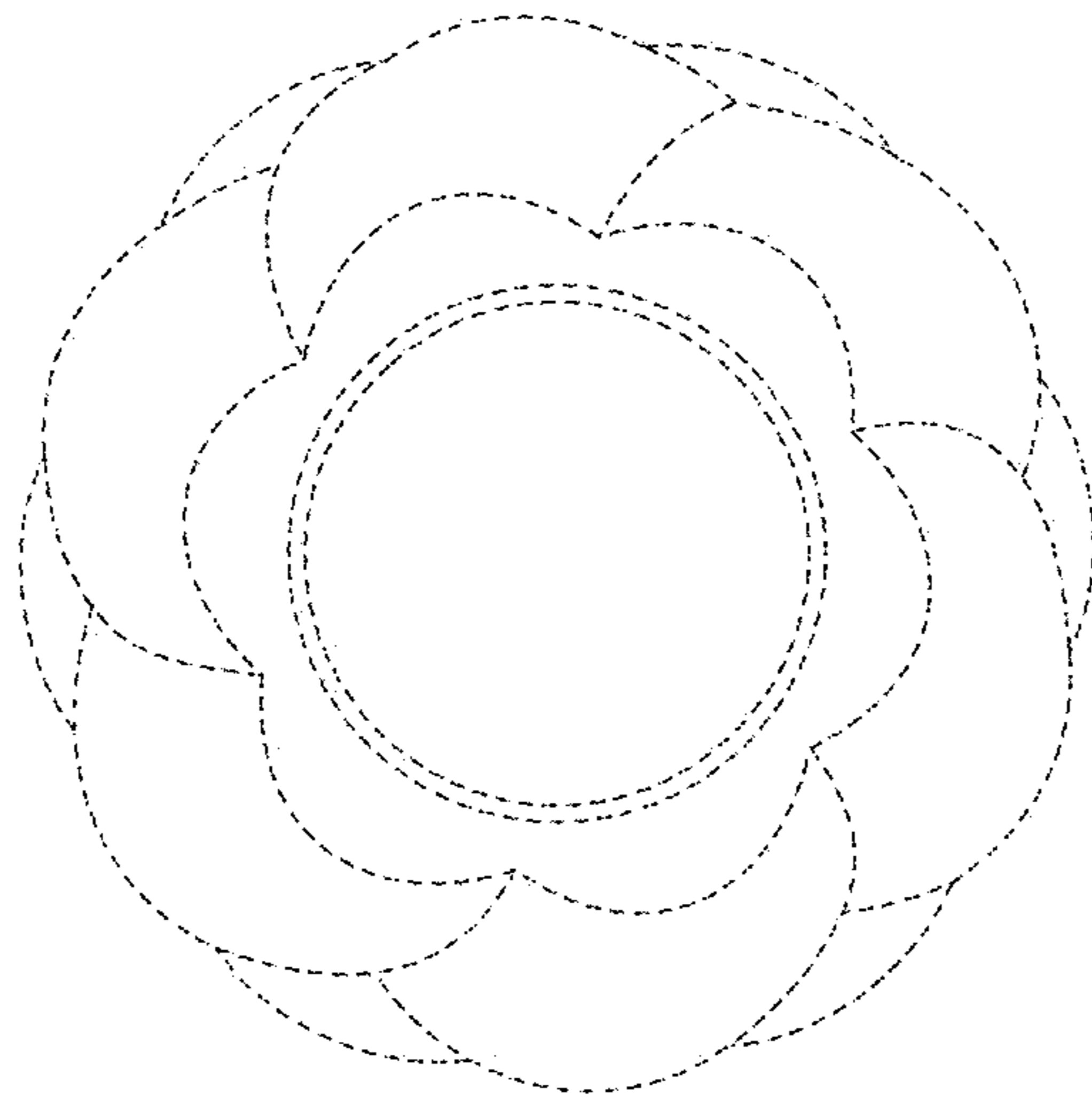


Fig. 6



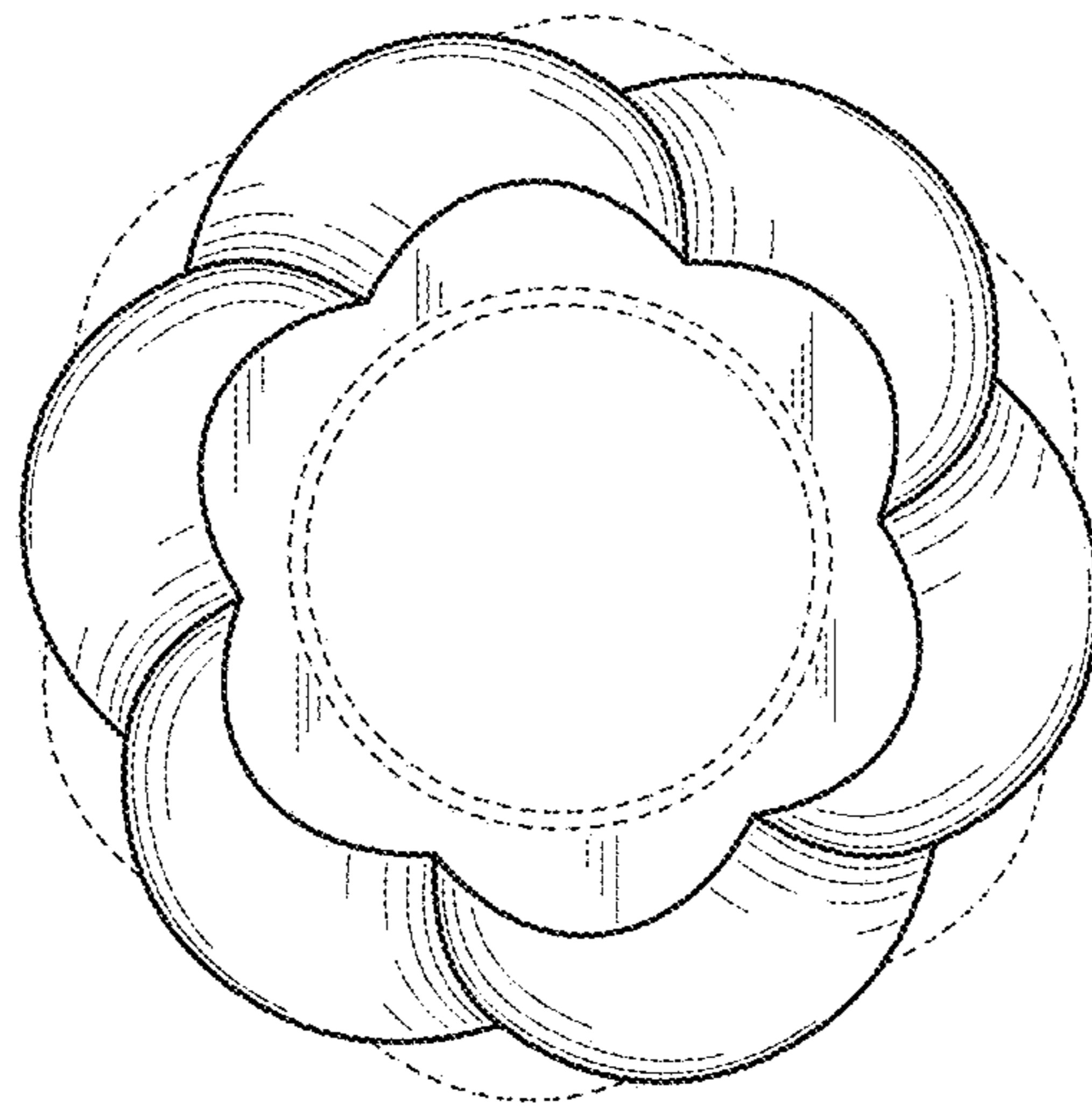


Fig. 7