



US00D915607S

(12) **United States Design Patent**
Kase et al.

(10) **Patent No.:** **US D915,607 S**
(45) **Date of Patent:** **** Apr. 6, 2021**

(54) **ADHESIVE TAPE**

(71) Applicant: **Kinesio IP LLC**, Albuquerque, NM (US)

(72) Inventors: **Kenzo Kase**, Albuquerque, NM (US);
Yukari Takeda, Tokyo (JP); **Shawn Rene Hester**, Albuquerque, NM (US)

(73) Assignee: **Kinesio IP LLC**, Albuquerque, NM (US)

(**) Term: **15 Years**

(21) Appl. No.: **29/690,666**

(22) Filed: **May 9, 2019**

(51) **LOC (13) Cl.** **24-04**

(52) **U.S. Cl.**
USPC **D24/189**; D5/56

(58) **Field of Classification Search**
USPC D24/155, 188–190, 200, 206, 231;
D29/100, 120.1; D5/7, 56
CPC A61F 13/0203; A61F 13/023; A61F
13/0276; A61F 13/0246; A61F 13/022;
A61F 13/0259; A61F 2013/00846; A61F
2013/00604; A61F 15/001; A61L 15/58;
A61L 15/26

See application file for complete search history.

(56) **References Cited**

U.S. PATENT DOCUMENTS

5,964,742	A *	10/1999	McCormack	D04H 1/54 604/380
D621,051	S *	8/2010	Kase	D24/189
7,902,420	B2 *	3/2011	Kase	A61F 13/025 206/440
D636,607	S *	4/2011	Withers	A47J 36/02 D5/56
D640,379	S *	6/2011	Hope	D24/189

D678,685	S *	3/2013	Kase	D5/56
D714,560	S *	10/2014	Xu	D5/56
9,205,002	B2 *	12/2015	Kase	A61F 13/0253
D757,950	S *	5/2016	Karlsson	D24/189
D851,947	S *	6/2019	Toelke	D5/60
D852,512	S *	7/2019	Toelke	D5/59
D852,513	S *	7/2019	Toelke	D5/59
D852,514	S *	7/2019	Toelke	D5/59
D875,512	S *	2/2020	Uchida	D8/382
D879,505	S *	3/2020	Lopez	D6/583
D879,972	S *	3/2020	Caneppele	D24/189

(Continued)

OTHER PUBLICATIONS

Pivotal Physiotherapy. Kinesiology tape: what is it, and how do we use it? Apr. 23, 2015. <https://pivotalphysio.com/kinesiology-tape-what-is-it-and-how-do-we-use-it/> (Year: 2015).*

(Continued)

Primary Examiner — Darcey E Gottschalk
(74) *Attorney, Agent, or Firm* — Finnegan, Henderson, Farabow, Garrett & Dunner, LLP


(57) **CLAIM**

The ornamental design for an adhesive tape, as shown and described.

DESCRIPTION

FIG. 1 is a front view of an adhesive tape, showing the new design;
FIG. 2 is a rear view thereof;
FIG. 3 is a right side view thereof;
FIG. 4 is a left side view thereof;
FIG. 5 is a bottom plan view thereof; and,
FIG. 6 is a top plan view thereof.
Contrast in the appearance of surface treatment is shown by stipple shading. The broken lines of even length illustrate the boundary of the claimed design and form no part thereof.

1 Claim, 6 Drawing Sheets



(56)

References Cited

U.S. PATENT DOCUMENTS

D879,973 S * 3/2020 Caneppele D24/189
D880,705 S * 4/2020 Caneppele D24/189

OTHER PUBLICATIONS

Current Therapeutics. Kinesio Tape Gold FP. No date specified.
<http://e-current.com/KinesiotapeFP.aspx> (Year: 0).*

Amazon. 3B Scientific, 1018892, 3BTape ELITE Kinesiology Tape,
Blue, 16ft roll. Apr. 4, 2016. <https://www.amazon.ca/3B-Scientific-1018892-3BTape-Kinesiology/dp/B015X92OR4> (Year: 2016).*

* cited by examiner




FIG. 1




FIG. 2



FIG. 3



FIG. 4

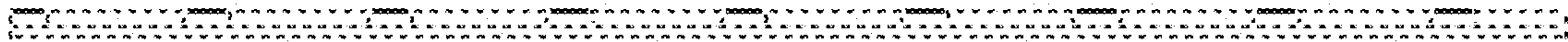


FIG. 5



FIG. 6