



US00D915574S

(12) **United States Design Patent**
Levinson et al.

(10) **Patent No.:** **US D915,574 S**
(45) **Date of Patent:** **** Apr. 6, 2021**

(54) **BIDET**
(71) Applicant: **SONNY INC.**, Santa Monica, CA (US)
(72) Inventors: **Zachary Levinson**, Santa Monica, CA (US); **Bret Green Recor**, San Francisco, CA (US); **Kenneth Young**, San Francisco, CA (US)

(73) Assignee: **SONNY INC.**, Santa Monica, CA (US)

(**) Term: **15 Years**

(21) Appl. No.: **29/695,480**

(22) Filed: **Jun. 19, 2019**

(51) **LOC (13) Cl.** **23-01**

(52) **U.S. Cl.**
USPC **D23/360**

(58) **Field of Classification Search**
USPC D23/213, 214, 215, 223, 224, 226, 229, D23/230, 295, 309; D14/251, 253, 348, D14/356, 432, 434, 474; D13/107-110, D13/118-119, 184
CPC A61H 9/0021; A61H 33/00; B05B 1/00; B05B 1/14; B05B 1/185; B05B 1/08; B05B 1/02; B05B 1/26; B05B 12/002; B05B 1/18; B05B 9/01; H05K 5/0278; G06K 19/07732

See application file for complete search history.

(56) **References Cited**

U.S. PATENT DOCUMENTS

D402,002 S * 12/1998 Gottwald D23/241
5,960,485 A * 10/1999 Mihara E03D 9/085
239/586
D470,499 S * 2/2003 Salazar A01K 11/004
D14/433
D494,969 S * 8/2004 Lin D14/480.7
D557,697 S * 12/2007 Chen D14/480.7
D591,758 S * 5/2009 Lee D14/435.1
D595,223 S * 6/2009 Yamamoto D13/108

D601,141 S * 9/2009 Moshes D14/480.7
D601,152 S * 9/2009 Moshes D14/480.7
D610,588 S * 2/2010 Chen D14/480.7
D624,925 S * 10/2010 Lu D14/480.7

(Continued)

OTHER PUBLICATIONS

<https://www.amazon.com/Portable-Handheld-Retractable-Capacity-Personal/dp/> (Year: 2019).*

(Continued)

Primary Examiner — Manpreet S Matharu

Assistant Examiner — Keith J Wilson

(74) *Attorney, Agent, or Firm* — Polsinelli LLP

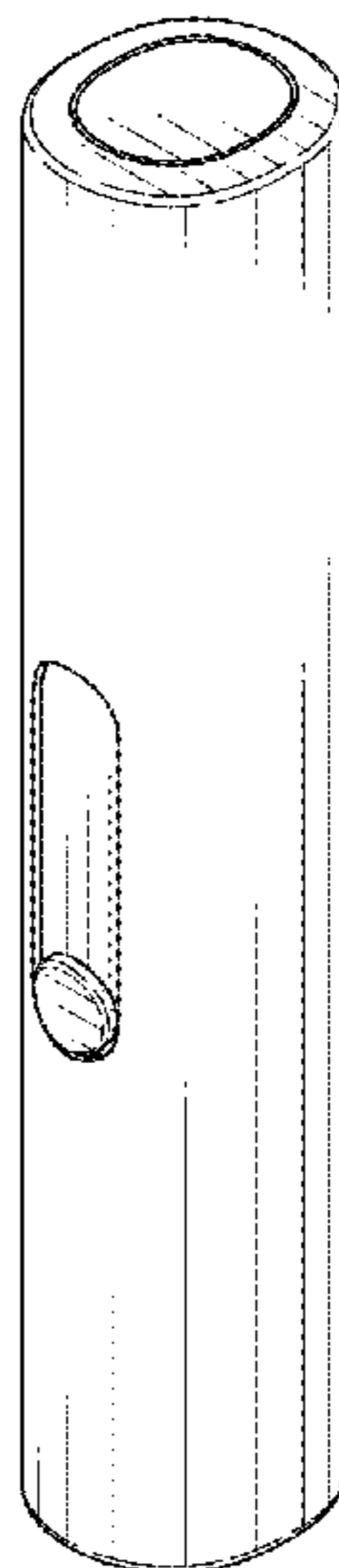
(57) **CLAIM**

We claim the ornamental design for a bidet, as shown and described.

DESCRIPTION

FIG. 1 is a perspective view of a first embodiment of a bidet, showing our new design;
FIG. 2 is a front elevational view thereof;
FIG. 3 is a rear elevational view thereof;
FIG. 4 is a left side elevational view thereof;
FIG. 5 is a right side elevational view thereof;
FIG. 6 is a top plan view thereof; and
FIG. 7 is a bottom plan view thereof.
FIG. 8 is a perspective view of a second embodiment of a bidet;
FIG. 9 is a front elevational view thereof;
FIG. 10 is a rear elevational view thereof;
FIG. 11 is a left side elevational view thereof;
FIG. 12 is a right side elevational view thereof;
FIG. 13 is a top plan view thereof; and
FIG. 14 is a bottom plan view thereof.
The broken lines immediately adjacent the shaded areas encompassing unshaded/non-stippled regions, represent the bounds of the claimed design.

1 Claim, 6 Drawing Sheets



(56)

References Cited

U.S. PATENT DOCUMENTS

D639,303 S * 6/2011 Ni D14/480.7
D685,809 S * 7/2013 Billington D14/480.7
D759,661 S * 6/2016 Liao D14/480.7
D826,950 S * 8/2018 Roberts D14/480.7
D887,419 S * 6/2020 Roberts D14/480.7
2007/0184685 A1* 8/2007 Hsueh G06F 21/78
439/76.1
2014/0096316 A1* 4/2014 Wu B05B 9/0827
4/443

OTHER PUBLICATIONS

<https://www.amazon.co.uk/Lightning-Adapter-External-Storage-Expansion/dp/B07DNX26ZS> (Year: 2018).*

<https://www.yankodesign.com/2019/07/17/this-portable-bidet-is-healthy-for-your-behind-as-well-as-for-the-planet/> (Year: 2019).*

* cited by examiner

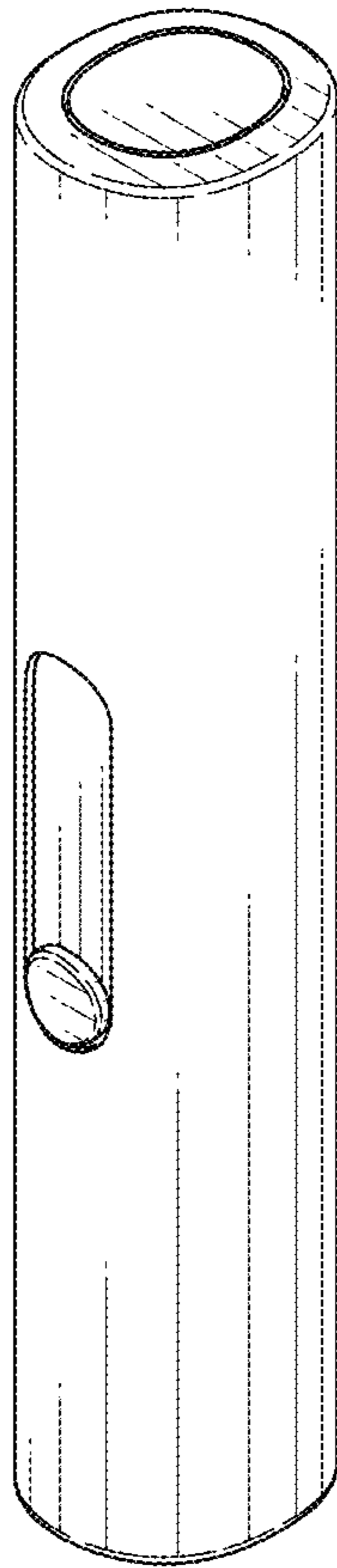


FIG. 1

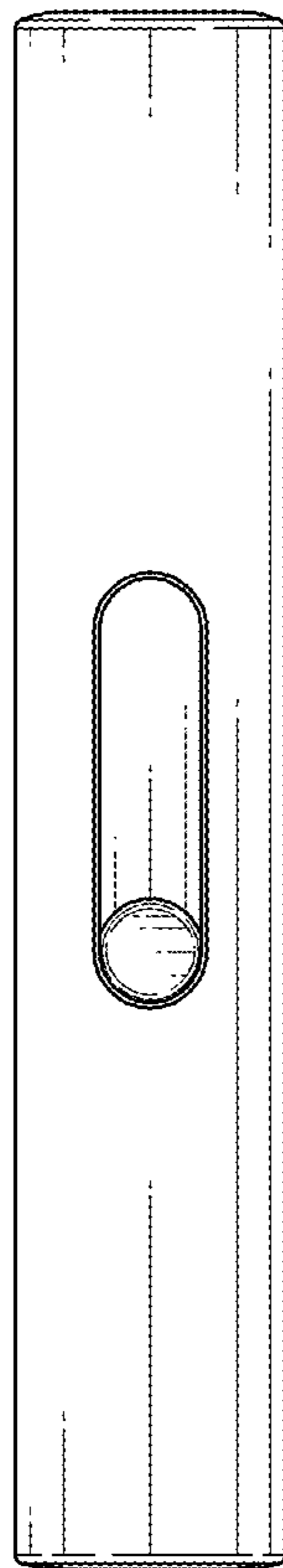


FIG. 2

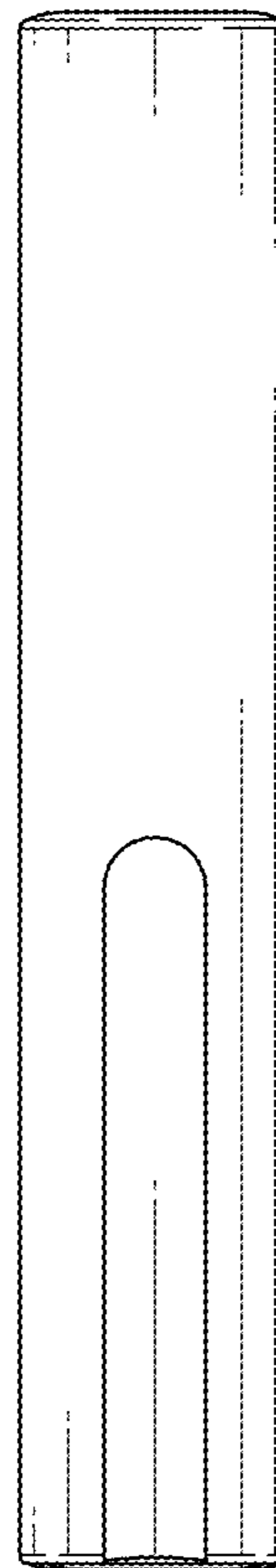


FIG. 3




FIG. 4




FIG. 5

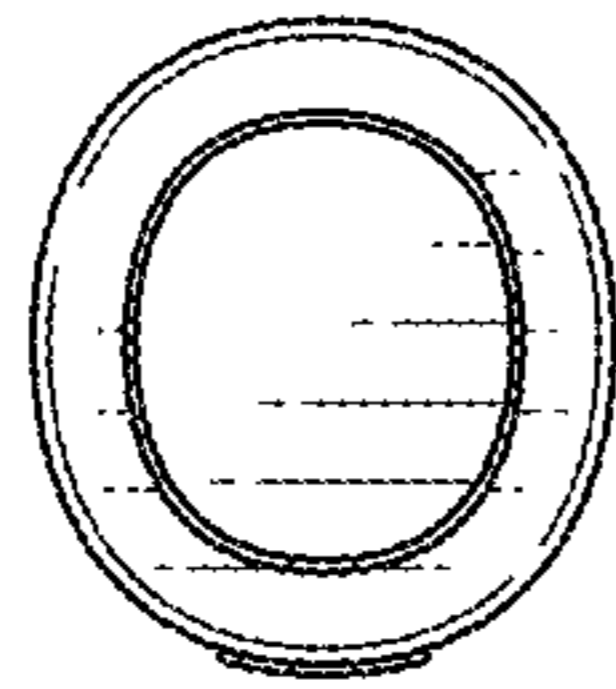


FIG. 6

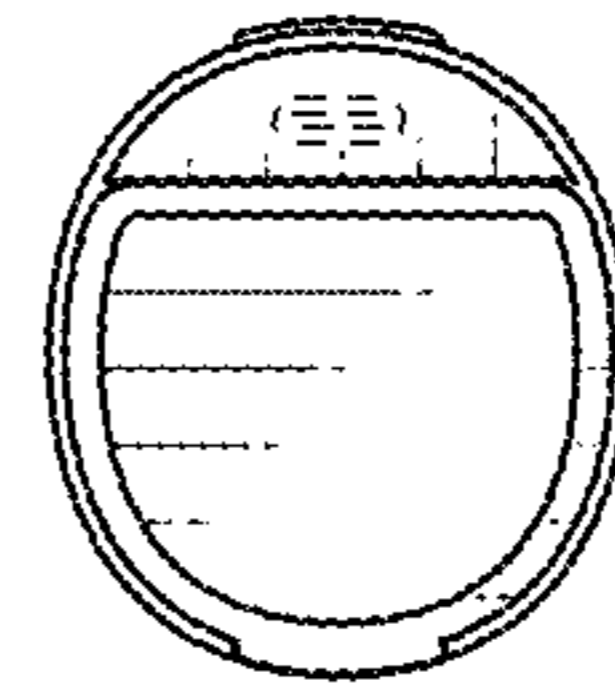


FIG. 7

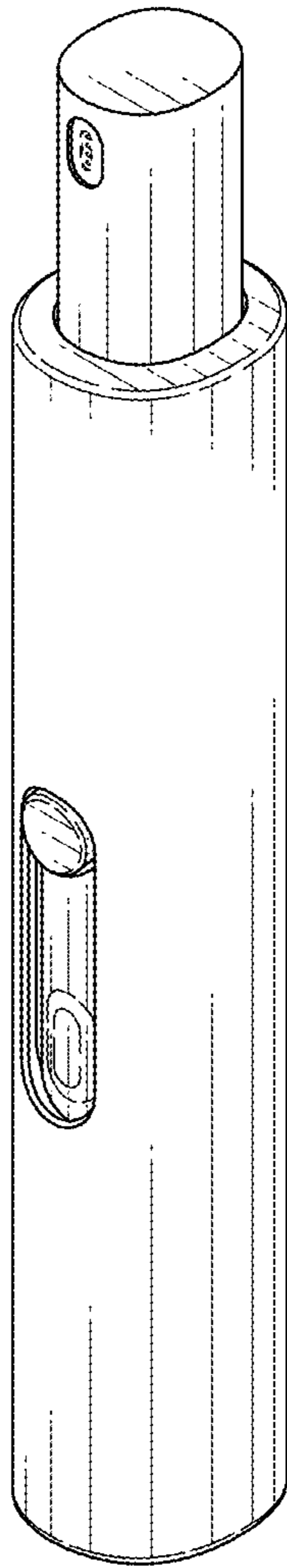


FIG. 8

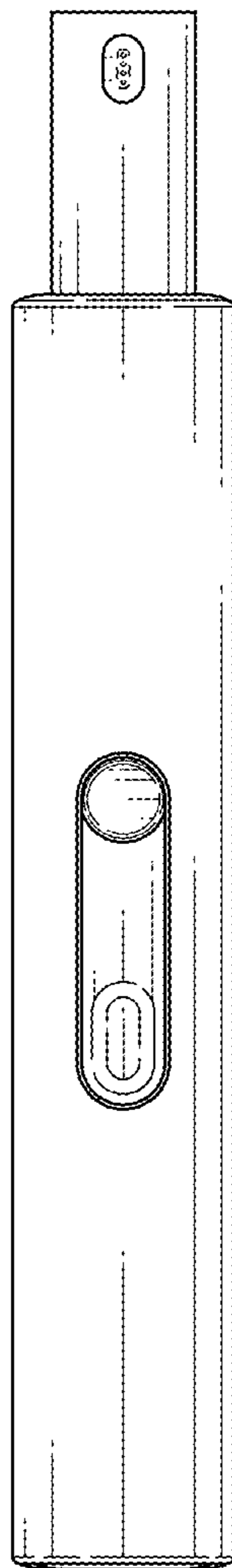


FIG. 9




FIG. 10




FIG. 11




FIG. 12

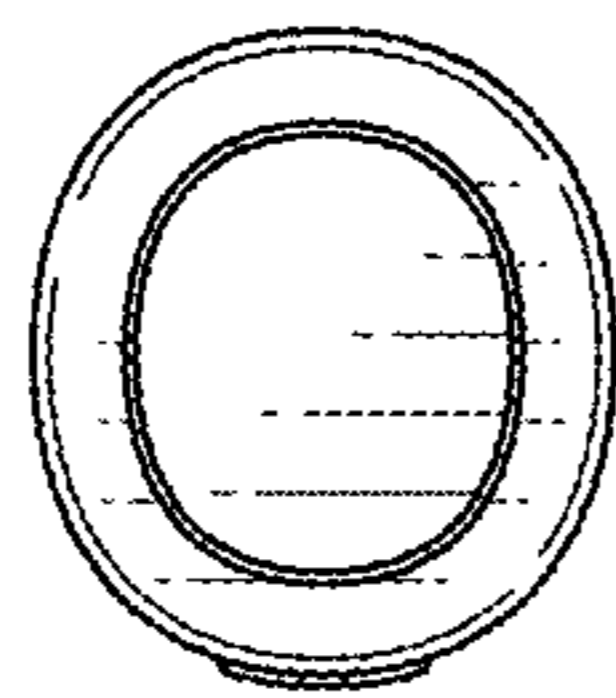


FIG. 13

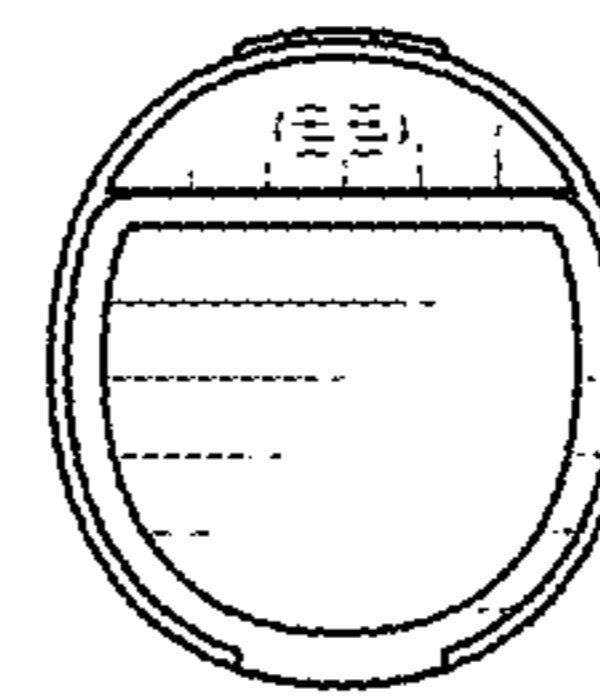


FIG. 14