



US00D915566S

(12) **United States Design Patent** (10) **Patent No.:** **US D915,566 S**  
**Deans** (45) **Date of Patent:** **\*\* Apr. 6, 2021**

(54) **ADAPTER FOR PIPE JOINTS** 7,225,685 B2 \* 6/2007 Kawamoto ..... E03B 7/09  
73/861.77  
(71) Applicant: **Terence Keith Deans**, Cleethorpes 8,366,340 B2 \* 2/2013 Munakata ..... F16B 37/045  
(GB) 403/255  
D739,721 S \* 9/2015 Gretz ..... D8/396  
(72) Inventor: **Terence Keith Deans**, Cleethorpes 9,845,908 B2 \* 12/2017 Brunella ..... F16L 25/14  
(GB) 2019/0041600 A1 \* 2/2019 Sakamoto ..... H05K 7/20  
2019/0249700 A1 \* 8/2019 Deng ..... F16B 7/22

(\*\*) Term: **15 Years**

(21) Appl. No.: **35/507,906**

(22) Filed: **Feb. 5, 2019**

(80) **Hague Agreement Data**

Int. Filing Date: **Feb. 5, 2019**  
Int. Reg. No.: **DM/204304**  
Int. Reg. Date: **Feb. 5, 2019**  
Int. Reg. Pub. Date: **Nov. 29, 2019**

(30) **Foreign Application Priority Data**

Dec. 18, 2018 (GB) ..... 6050422

(51) **LOC (13) Cl.** ..... **23-01**

(52) **U.S. Cl.**  
USPC ..... **D23/262**; D8/396  
CPC ..... **F16B 7/185** (2013.01)

(58) **Field of Classification Search**  
USPC ..... D23/233, 262, 265, 266; D8/382,  
D8/394-396, 354-356  
CPC ..... F16B 7/0473; F16B 7/185  
See application file for complete search history.

(56) **References Cited**

**U.S. PATENT DOCUMENTS**

5,150,883 A \* 9/1992 Cook-Martin ..... F16J 15/32  
251/366  
D389,228 S \* 1/1998 Winterer ..... D23/245

**OTHER PUBLICATIONS**

Brochure extract (attached) from Crouzet Control, "Pneumatic Products", acquired online at: crouzet-control.com (Feb. 2016).  
Air Logic, "Pneumatic Components and Systems," Catalog retrieved from: <https://air-logic.com/sites/default/files/Air%20Logic%20-%20Full%20Line%20Catalog%202018.pdf> (2005).

\* cited by examiner

*Primary Examiner* — Richard E Chilcot

(57) **CLAIM**

The ornamental design for a adapter for pipe joints, as shown and described.

**DESCRIPTION**


The patent or application file contains at least one drawing executed in color. Copies of this patent or patent application publication with color drawing(s) will be provided by the Office upon request and payment of the necessary fee.

1. Adapter for pipe joints


- 1.1 : Front
- 1.2 : Perspective
- 1.3 : Perspective
- 1.4 : Exploded
- 1.5 : Exploded
- 1.6 : Exploded

No claim is made for the colour or material shown.


**1 Claim, 6 Drawing Sheets**  
**(6 of 6 Drawing Sheet(s) Filed in Color)**



1.1



1.2



1.3

