



US00D915543S

(12) **United States Design Patent**
Weiser

(10) **Patent No.:** **US D915,543 S**
(45) **Date of Patent:** **** Apr. 6, 2021**

(54) RODENT REPELLANT DEVICE	7,598,879 B2 * 10/2009 Weiser	A01M 29/16 340/573.2
(71) Applicant: Michael Weiser , Chatsworth, CA (US)	7,948,386 B2 * 5/2011 Weiser	A01M 29/16 340/573.2
(72) Inventor: Michael Weiser , Chatsworth, CA (US)	D697,164 S * 1/2014 Jan	D22/120
(73) Assignee: EXHART ENVIRONMENTAL SYSTEMS, INC. , Chatsworth, CA (US)	D839,987 S * 2/2019 Dai	D22/120
	D852,313 S * 6/2019 Luo	D22/120
	D878,287 S * 3/2020 Shi	D13/102
	D887,521 S * 6/2020 He	D22/120
	2008/0157982 A1 * 7/2008 Weiser	A01M 29/16 340/573.2

(**) Term: **15 Years**

(21) Appl. No.: **29/726,405**

(22) Filed: **Mar. 3, 2020**

(51) **LOC (13) Cl.** **22-06**

(52) **U.S. Cl.**
USPC **D22/120**

(58) **Field of Classification Search**
USPC D22/120, 119; D13/102; 116/22 A;
43/1, 121, 124, 131, 132.1; 367/139;
239/57; 340/573.2, 384.2, 636.15
CPC A01K 1/04; A01K 27/00; A01K 27/003;
A01M 1/026; A01M 7/00; A01M 17/002;
A01M 29/16; A01M 29/18; A01M
31/002; G08B 23/00

See application file for complete search history.

(56) **References Cited**

U.S. PATENT DOCUMENTS

2,301,764 A *	11/1942	Wainwright	A01M 27/00 43/131
4,334,503 A *	6/1982	Carey, Jr.	A01K 27/003 119/719
D324,558 S *	3/1992	Weiser	D22/120
6,158,166 A *	12/2000	Snell	A01M 1/026 43/121

OTHER PUBLICATIONS

Socket Screws into Ground to Hold Rotary Lines, Umbrellas, etc.,
<https://www.zoro.com/juwel-socket-screws-into-ground-to-hold-rotary-lines-umbrellas-etc-30026/i/G3471213/>, 2011-2021.*

* cited by examiner

Primary Examiner — Catherine R Oliver-Garcia
(74) *Attorney, Agent, or Firm* — Cislo & Thomas, LLP

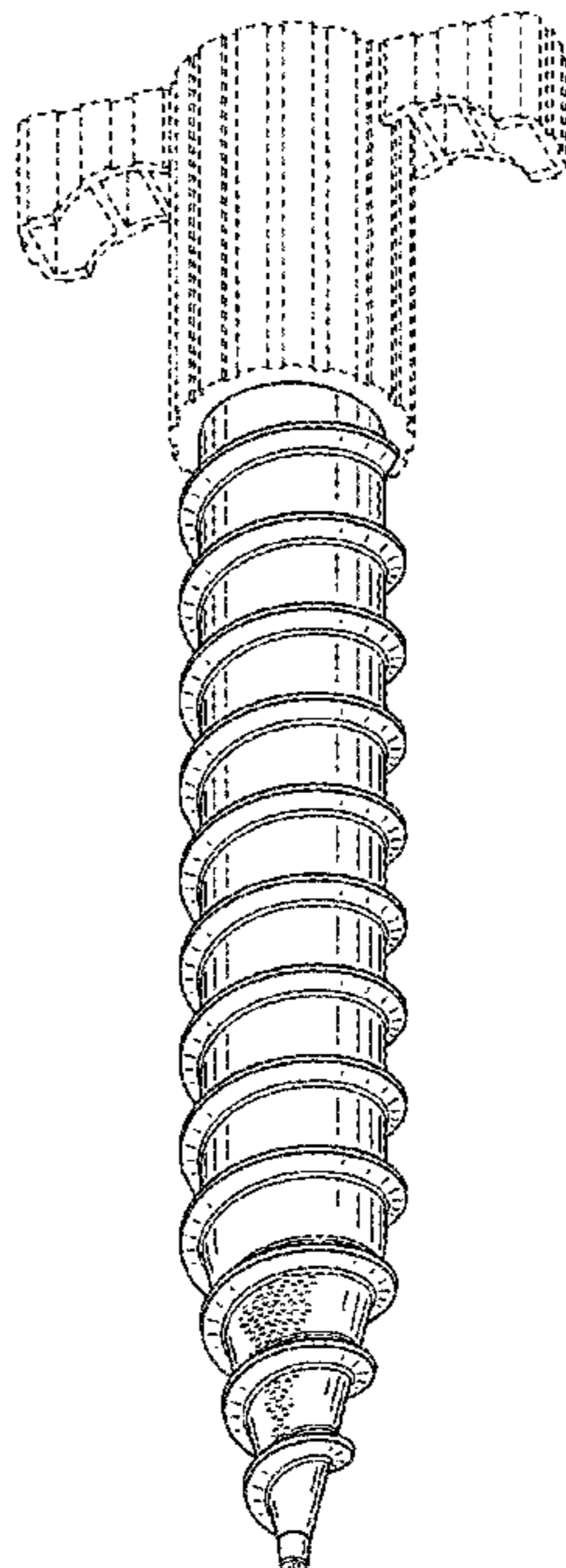
(57) **CLAIM**

The ornamental design for a rodent repellent device, as shown and described.

DESCRIPTION

FIG. 1 is a perspective view of my rodent repellent device; FIG. 2 is a front view thereof; FIG. 3 is a rear view thereof; FIG. 4 is a left side view thereof; FIG. 5 is a right side view thereof; FIG. 6 is a top view thereof; and, FIG. 7 is a bottom view of my rodent repellent device. The broken lines are for environmental purposes only and form no part of the claimed design.

1 Claim, 4 Drawing Sheets



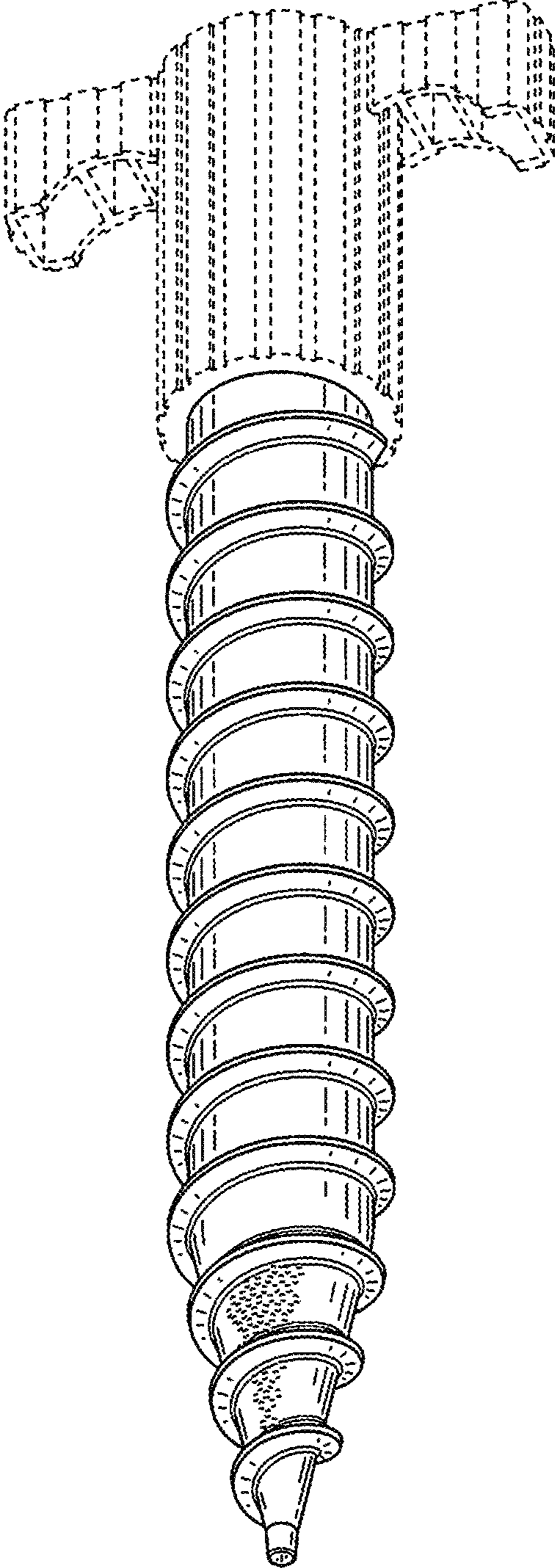


FIG. 1

FIG. 2

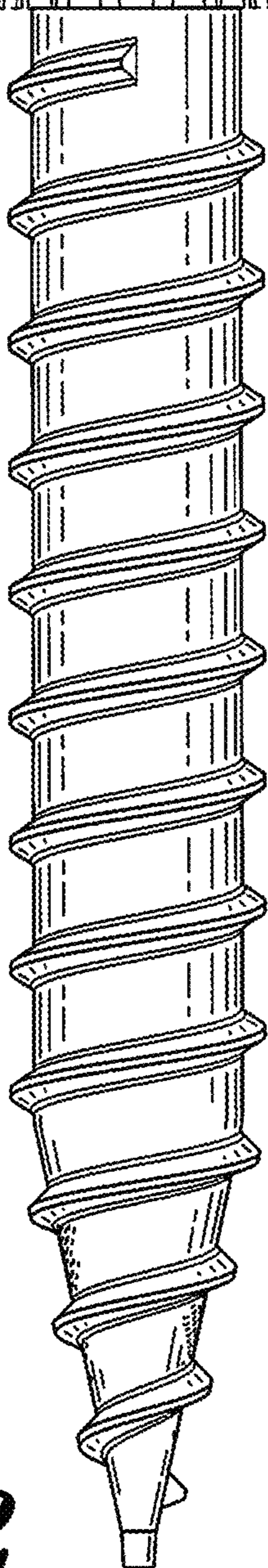


FIG. 2

FIG. 3




FIG. 3

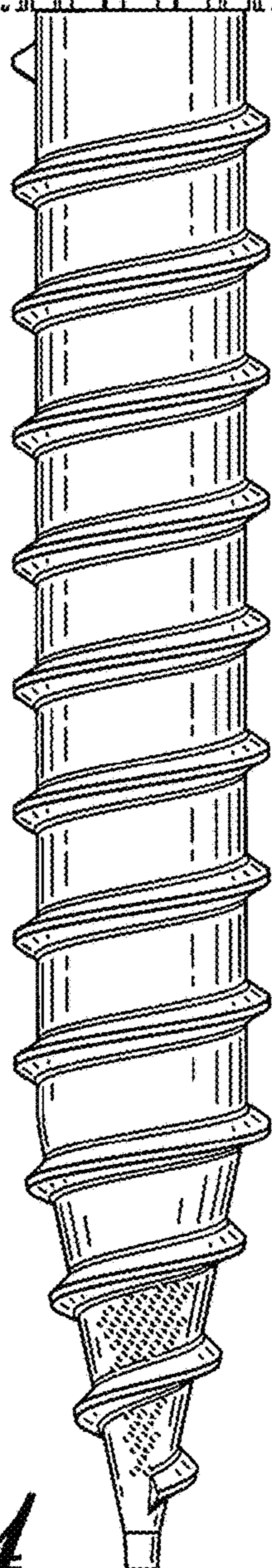
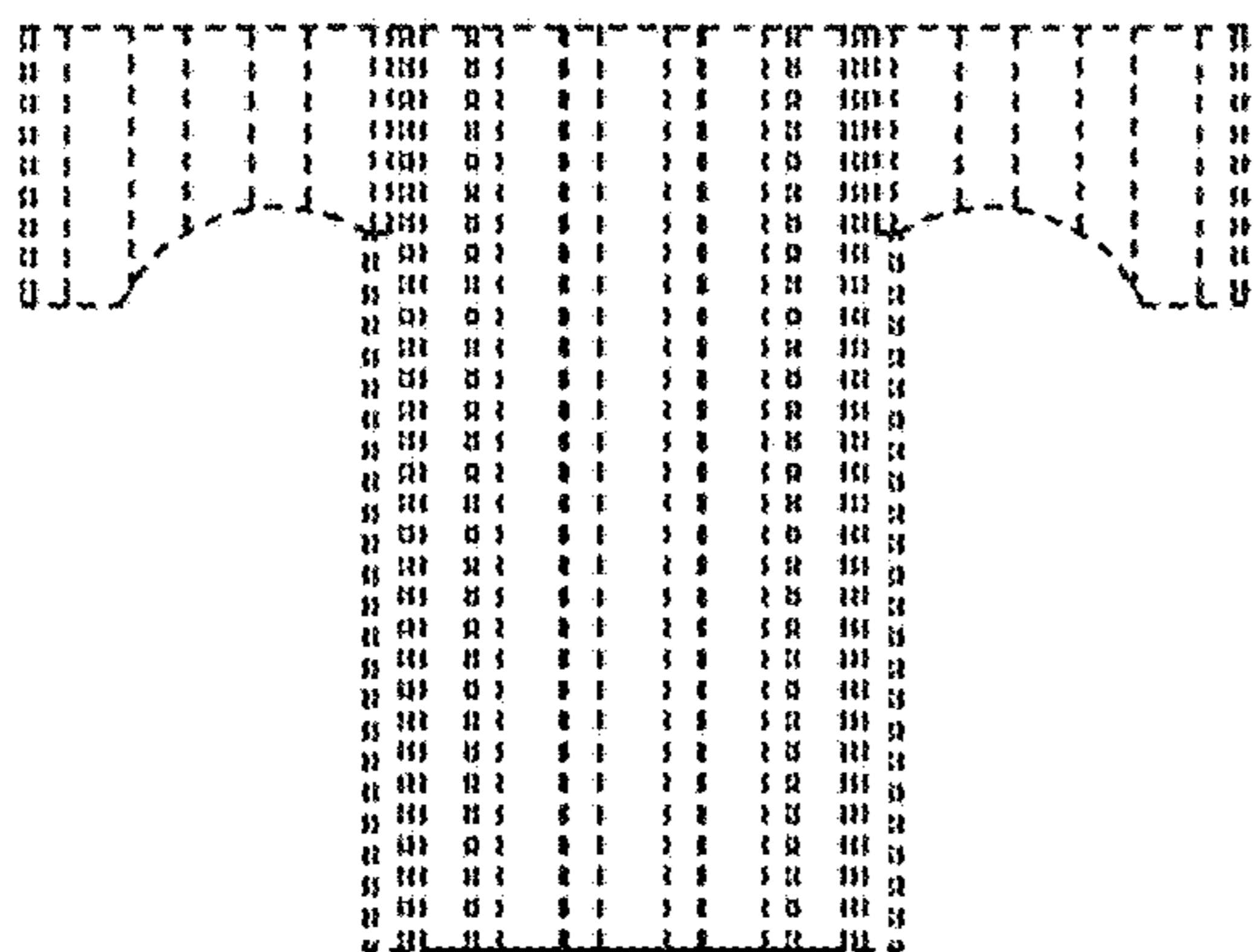


FIG. 4


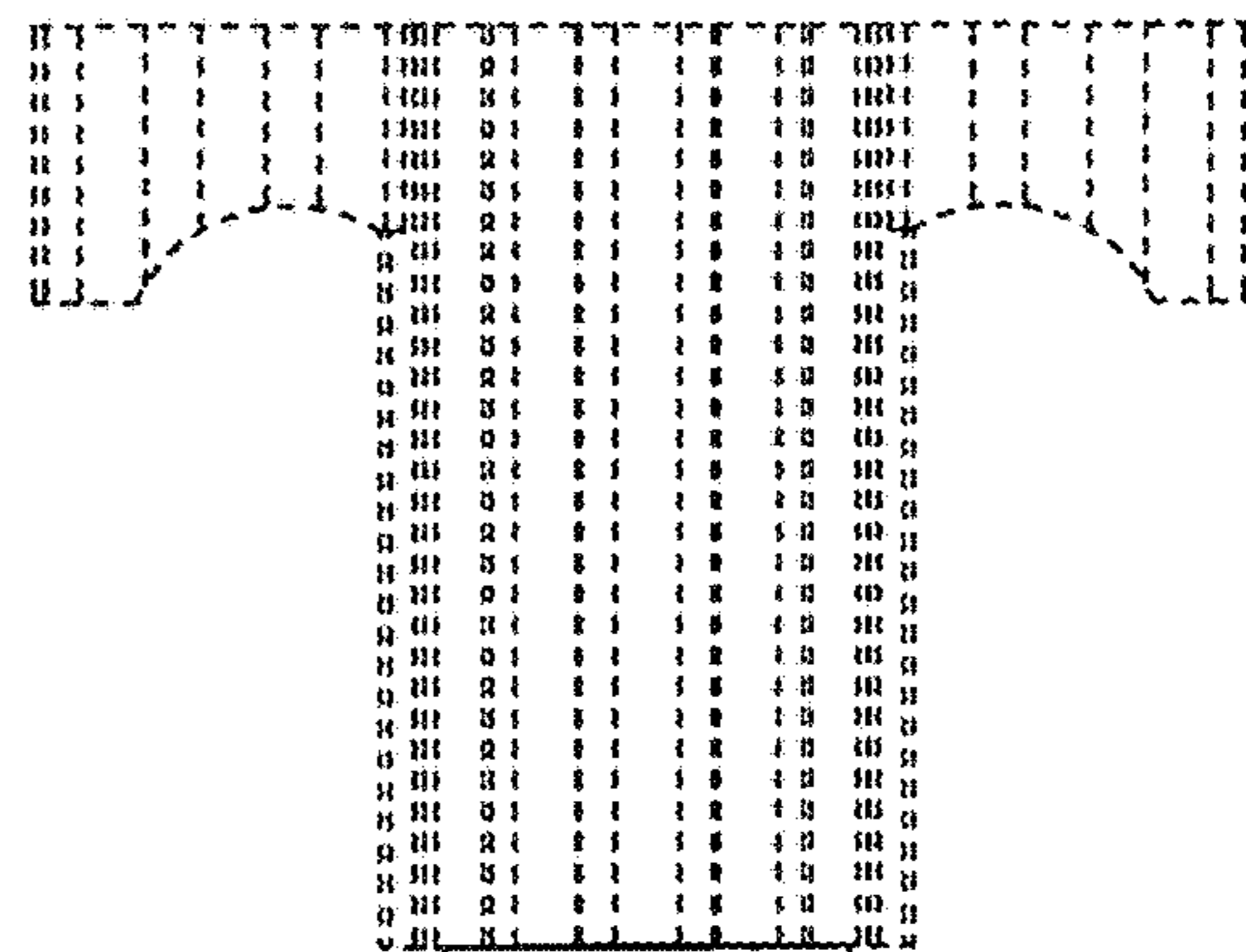


FIG. 5

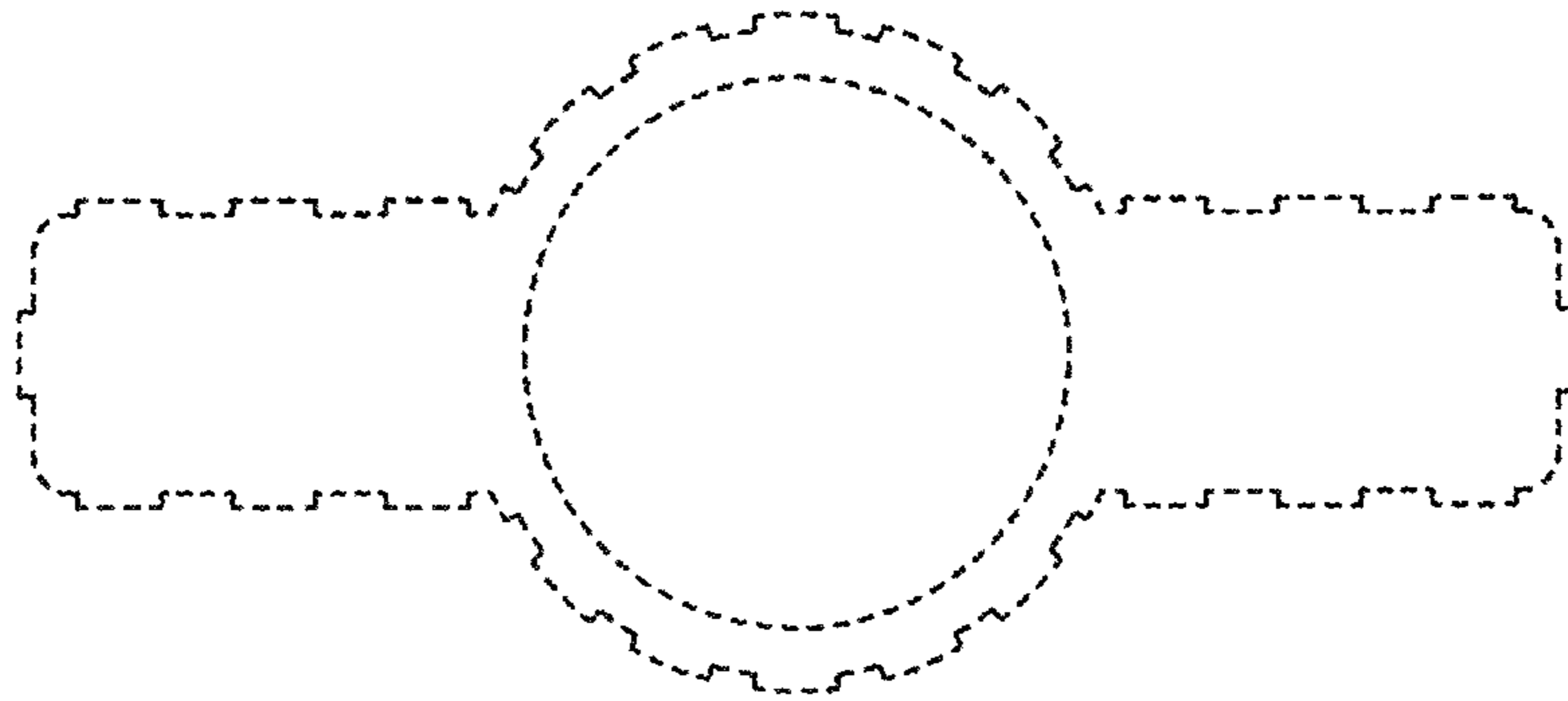


FIG. 6

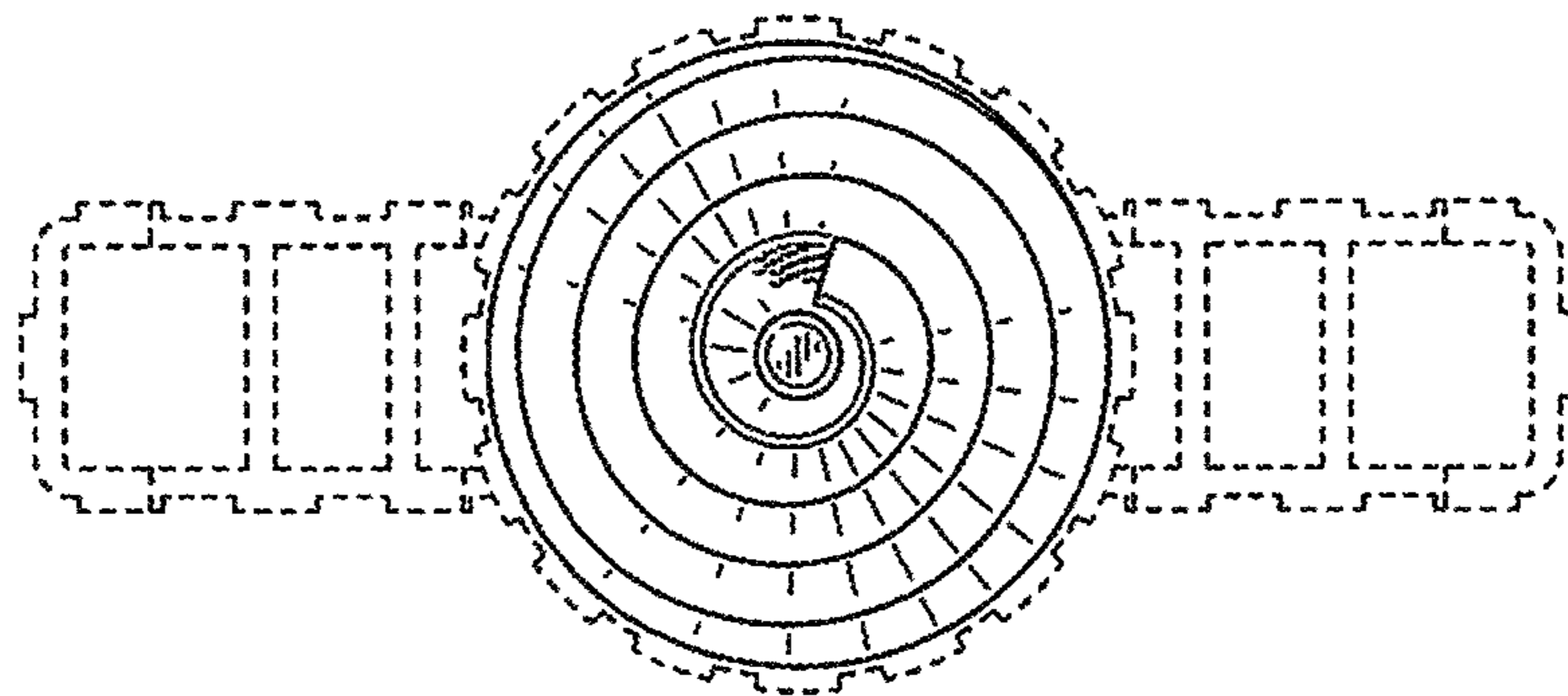


FIG. 7