



US00D915542S

(12) **United States Design Patent**
Cavanaugh, Jr.

(10) **Patent No.:** **US D915,542 S**

(45) **Date of Patent:** **** Apr. 6, 2021**

- (54) **HANDLE FOR A BLADE**
- (71) Applicant: **Gerald R. Cavanaugh, Jr.**, Cedar Park, TX (US)
- (72) Inventor: **Gerald R. Cavanaugh, Jr.**, Cedar Park, TX (US)
- (**) Term: **15 Years**
- (21) Appl. No.: **29/718,806**
- (22) Filed: **Dec. 29, 2019**
- (51) **LOC (13) Cl.** **22-02**
- (52) **U.S. Cl.**
USPC **D22/118**
- (58) **Field of Classification Search**
USPC D22/118; D8/94-95, 97; 30/143, 30/151-152, 160, 294, 329, 340, 649; D7/401.2, 653
CPC B26B 1/042; B26B 1/048
See application file for complete search history.

- D813,600 S 3/2018 Wai
- D832,044 S 10/2018 Gauss et al.
- D859,937 S * 9/2019 Chen D7/649

OTHER PUBLICATIONS

Kizer Garza Sequoia Fixed Blade Knife OD Green G-10 (3.78" Black) 1022A2, BLADEHQ, <https://www.bladehq.com/item-Kizer-Garza-Sequoia-Fixed-Blade-80389> (Year: 2021).*

* cited by examiner

Primary Examiner — Catherine R Oliver-Garcia
(74) *Attorney, Agent, or Firm* — Craft Chu PLLC; Andrew W. Chu

(57) **CLAIM**

The ornamental design for a handle for a blade, as shown and described.

DESCRIPTION

FIG. 1 is an upper perspective view of the handle for a blade showing my design, wherein the broken lines illustrate a blade.

FIG. 2 is a side elevation view thereof;

FIG. 3 is an opposite side elevation view thereof;

FIG. 4 is a top plan view thereof;

FIG. 5 is a bottom plan view thereof;

FIG. 6 is a front end view thereof; and,

FIG. 7 is a back end view thereof.

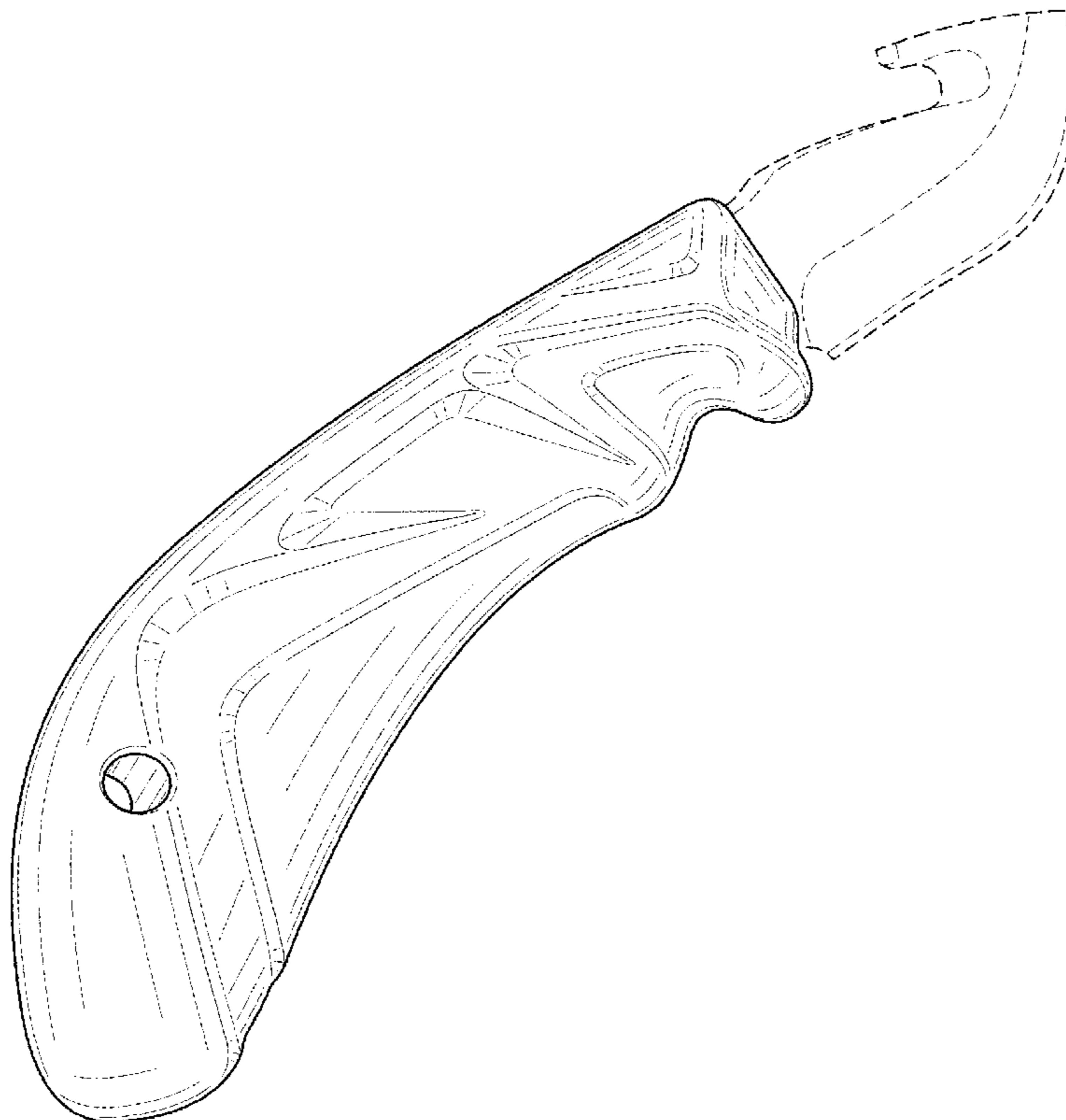
The broken line feature in FIGS. 1-6 is not claimed as part of the design.

(56) **References Cited**

U.S. PATENT DOCUMENTS

- D368,951 S * 4/1996 Buck D22/118
- D494,426 S * 8/2004 Prokop D7/401.2
- D610,646 S * 2/2010 Harsey, Jr. D22/118
- D654,144 S * 2/2012 Karlsson D22/149
- D684,654 S * 6/2013 Hunter D22/118
- D768,804 S * 10/2016 Mundhra D22/118
- D798,987 S * 10/2017 Raczynowski D22/118
- D803,621 S 11/2017 Cosignani

1 Claim, 2 Drawing Sheets



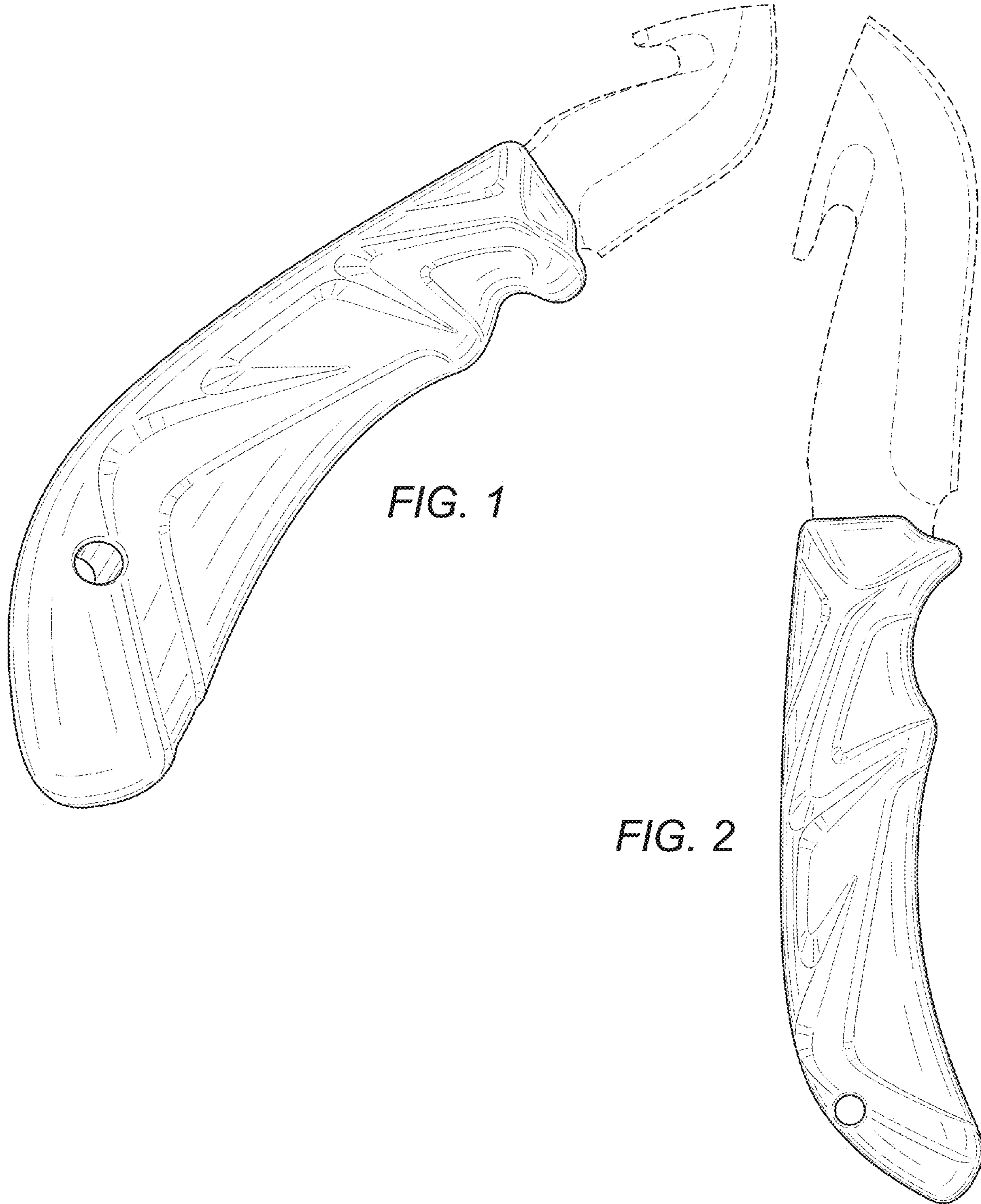


FIG. 1

FIG. 2

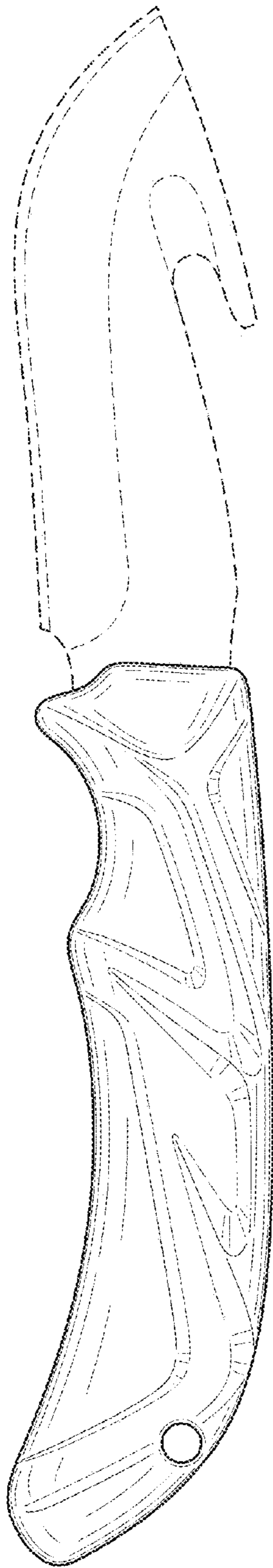


FIG. 3

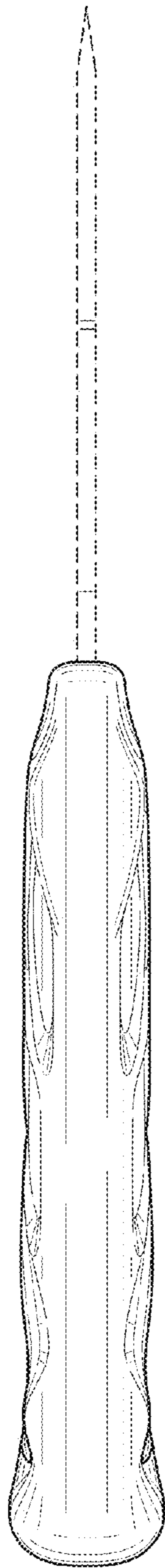


FIG. 4

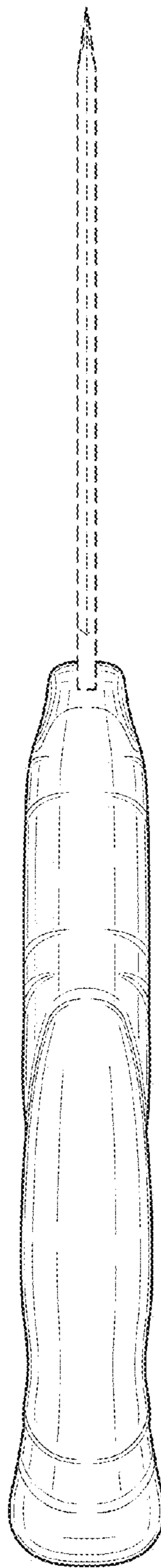


FIG. 5

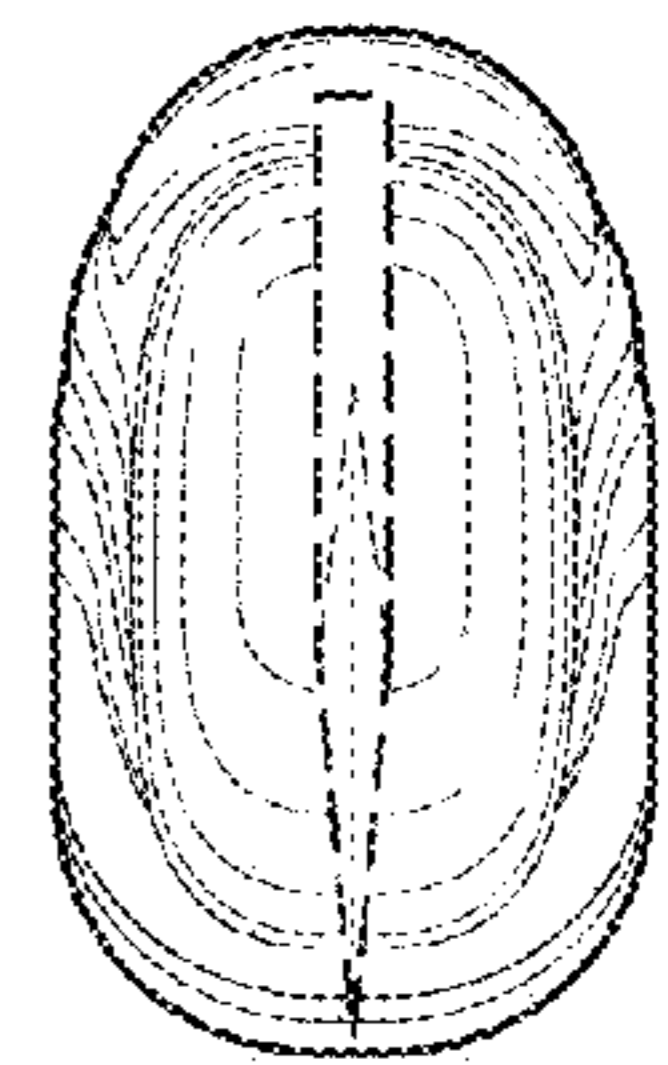


FIG. 6

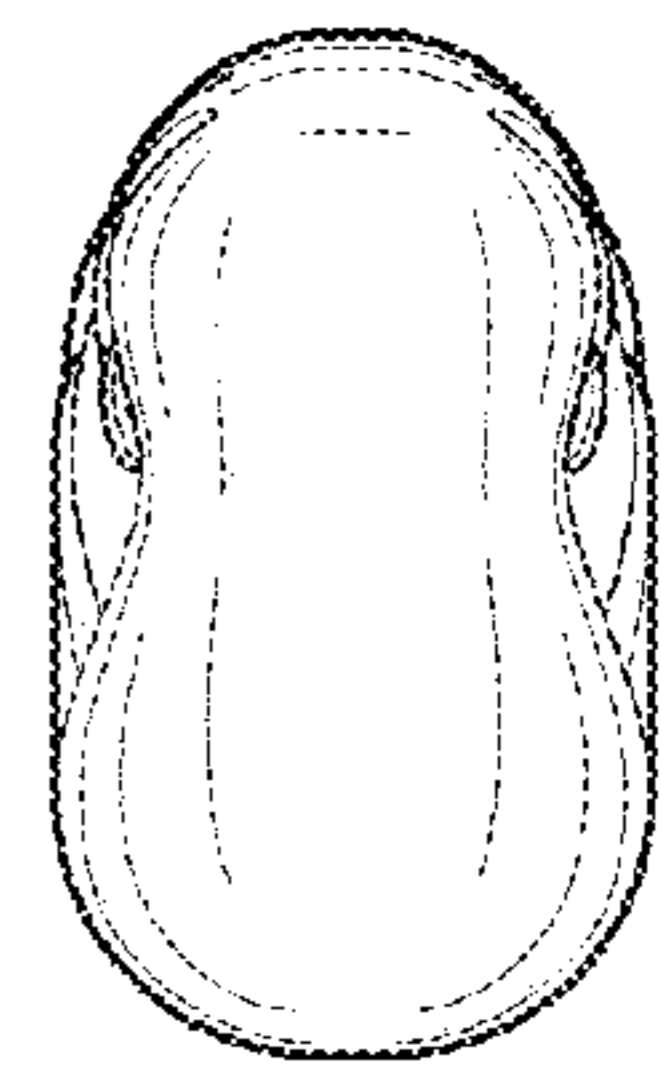


FIG. 7