



US00D915525S

(12) **United States Design Patent** (10) **Patent No.:** **US D915,525 S**  
**Desberg** (45) **Date of Patent:** **\*\* Apr. 6, 2021**

(54) **HANDLEBAR FOR KART**

(71) Applicant: **RAZOR USA LLC**, Cerritos, CA (US)

(72) Inventor: **Ian Desberg**, Cerritos, CA (US)

(73) Assignee: **RAZOR USA LLC**, Cerritos, CA (US)

(\*\*) Term: **15 Years**

(21) Appl. No.: **29/719,061**

(22) Filed: **Dec. 31, 2019**

**Related U.S. Application Data**

(63) Continuation of application No. 29/614,136, filed on Aug. 16, 2017, now Pat. No. Des. 872,806, which is (Continued)

(51) **LOC (13) Cl.** ..... **21-01**

(52) **U.S. Cl.**  
USPC ..... **D21/426**

(58) **Field of Classification Search**  
USPC ..... D21/419, 423, 424, 425, 426, 427, 428;  
D12/178

(Continued)

(56) **References Cited**

**U.S. PATENT DOCUMENTS**

D31,364 S \* 8/1899 Whitaker ..... D12/178  
822,487 A \* 6/1906 Smith ..... B62K 21/12  
74/551.1

(Continued)

*Primary Examiner* — Cynthia M. Chin

(74) *Attorney, Agent, or Firm* — Knobbe Martens Olson & Bear, LLP

(57) **CLAIM**

The ornamental design for a handlebar for kart, as shown and described.

**DESCRIPTION**

FIG. 1 is a front perspective view of a handlebar for kart.  
FIG. 2 is a rear perspective view of the handlebar for kart of FIG. 1.

FIG. 3 is a front view of the handlebar for kart of FIG. 1.  
FIG. 4 is a rear view of the handlebar for kart of FIG. 1.  
FIG. 5 is a left side view of the handlebar for kart of FIG. 1.

FIG. 6 is a right side view of the handlebar for kart of FIG. 1.

FIG. 7 is a top view of the handlebar for kart of FIG. 1.

FIG. 8 is a bottom view of the handlebar for kart of FIG. 1.

FIG. 9 illustrates a head portion of the handlebar for kart of FIG. 1 in a first state with the eyes in a first position relative to the openings in the head corresponding to a first position of the steering arm relative to the body. The eyes of the inner member include an outer portion or sclera, a ring portion or iris and an inner portion or pupil.


FIG. 10 illustrates the head portion of the handlebar for kart of FIG. 9 in a second state with the eyes in a second position relative to the openings in the head corresponding to a second position of the steering arm relative to the body turned toward the right side relative to the position of FIG. 9.

FIG. 11 illustrates the head portion of the handlebar for kart of FIG. 9 in a third state with the eyes in a third position relative to the openings in the head corresponding to a third position of the steering arm relative to the body turned back toward the center relative to the position of FIG. 10. The third position of FIG. 11 can be the same as the first position of FIG. 9; and,

FIG. 12 illustrates the head portion of the handlebar for kart of FIG. 9 in a fourth state with the eyes in a fourth position relative to the openings in the head corresponding to a fourth position of the steering arm relative to the body turned toward the left side relative to the position of FIG. 11. The four discrete positions illustrated represent movement of the inner member and eyes relative to the outer member or head along with steering movement of the steering arm.

FIGS. 9-12 are shown separately for ease and clarity of illustration. The broken lines represent the environment in which the article resides and form no part of the claimed design.

**1 Claim, 6 Drawing Sheets**



**Related U.S. Application Data**

a continuation of application No. 29/575,601, filed on Aug. 26, 2016, now Pat. No. Des. 795,358, which is a continuation of application No. 29/515,720, filed on Jan. 26, 2015, now Pat. No. Des. 765,187.

(58) **Field of Classification Search**

CPC ..... A63G 13/00; A63G 13/06; A63G 13/10; A63G 15/00; A63G 15/02; A63G 15/04; B62B 7/00; B62B 7/002; B62B 7/004; B62B 7/006; B62B 7/008; B62B 7/02; B62B 7/04; B62B 7/042; B62B 7/044; B62B 7/06; B62B 7/12; B62B 7/126; B62B 7/14; B62B 7/142; B62B 7/145; B62B 7/147; B62B 9/00; B62B 9/28

See application file for complete search history.

(56) **References Cited**

U.S. PATENT DOCUMENTS

D130,409	S	*	11/1941	Morgan	.....	D12/178
D155,334	S	*	9/1949	De Boer	.....	D12/178
2,770,074	A		11/1956	Jones		
D208,483	S		9/1967	Walket		
D214,611	S	*	7/1969	Stone	.....	D12/178
3,663,038	A		5/1972	Hendricks		
D228,400	S		9/1973	Navok		
D230,755	S		3/1974	Brightbill		
4,200,304	A		4/1980	Hwang		
D257,375	S		10/1980	Nottingham		
4,264,080	A		4/1981	Kassai		
4,281,844	A	*	8/1981	Jackman	.....	B62K 9/02 280/263
D270,848	S		10/1983	Echterling		
D278,736	S		5/1985	Klawitter		
D283,905	S		5/1986	Kane		
4,759,557	A		7/1988	Kassai		
4,930,796	A	*	6/1990	Harrod	.....	B62B 15/008 280/218

D320,053	S		9/1991	Klawitter		
D353,844	S		12/1994	Chiang		
D363,938	S		11/1995	Kahng		
5,611,602	A		3/1997	Brady		
D415,084	S	*	10/1999	Clarkson	.....	D12/178
D422,543	S	*	4/2000	Tamaribuchi	.....	D12/178
D444,825	S		7/2001	Child		
6,561,534	B2		5/2003	Gu		
7,007,962	B2	*	3/2006	Lai	.....	B62K 9/02 280/218
D568,214	S	*	5/2008	Greenfield	.....	D12/114
D572,181	S	*	7/2008	Lujan	.....	D12/178
D582,992	S		12/2008	Alais		
D604,212	S	*	11/2009	Carlini	.....	D12/178
D606,596	S		12/2009	Kruger		
D612,307	S	*	3/2010	Lujan	.....	D12/178
D640,348	S		6/2011	Oedekoven et al.		
D662,559	S	*	6/2012	Zhang	.....	D21/694
8,562,004	B2	*	10/2013	Stillinger	.....	A63C 17/01 280/87.021
D695,360	S		12/2013	Li		
D706,876	S	*	6/2014	Grout	.....	D21/426
8,820,460	B2		9/2014	Chen et al.		
9,033,356	B2		5/2015	Xiao		
9,132,359	B2		9/2015	Desberg		
9,139,248	B2		9/2015	Xiao		
9,375,647	B2		6/2016	Desberg		
D765,187	S		8/2016	Desberg		
9,579,558	B2		2/2017	Desberg		
D795,358	S		8/2017	Desberg		
9,802,107	B2		10/2017	Desberg		
D813,314	S		3/2018	Montagne		
10,421,005	B2		9/2019	Desberg		
D872,806	S		1/2020	Desberg		
D894,804	S	*	9/2020	Hsieh	.....	D12/178
2001/0026056	A1		10/2001	O'Donohue et al.		
2002/0113404	A1		8/2002	Yang		
2004/0239063	A1		12/2004	Dermingy		
2005/0236800	A1		10/2005	Lai		
2014/0217694	A1		8/2014	Fitzwater		

\* cited by examiner

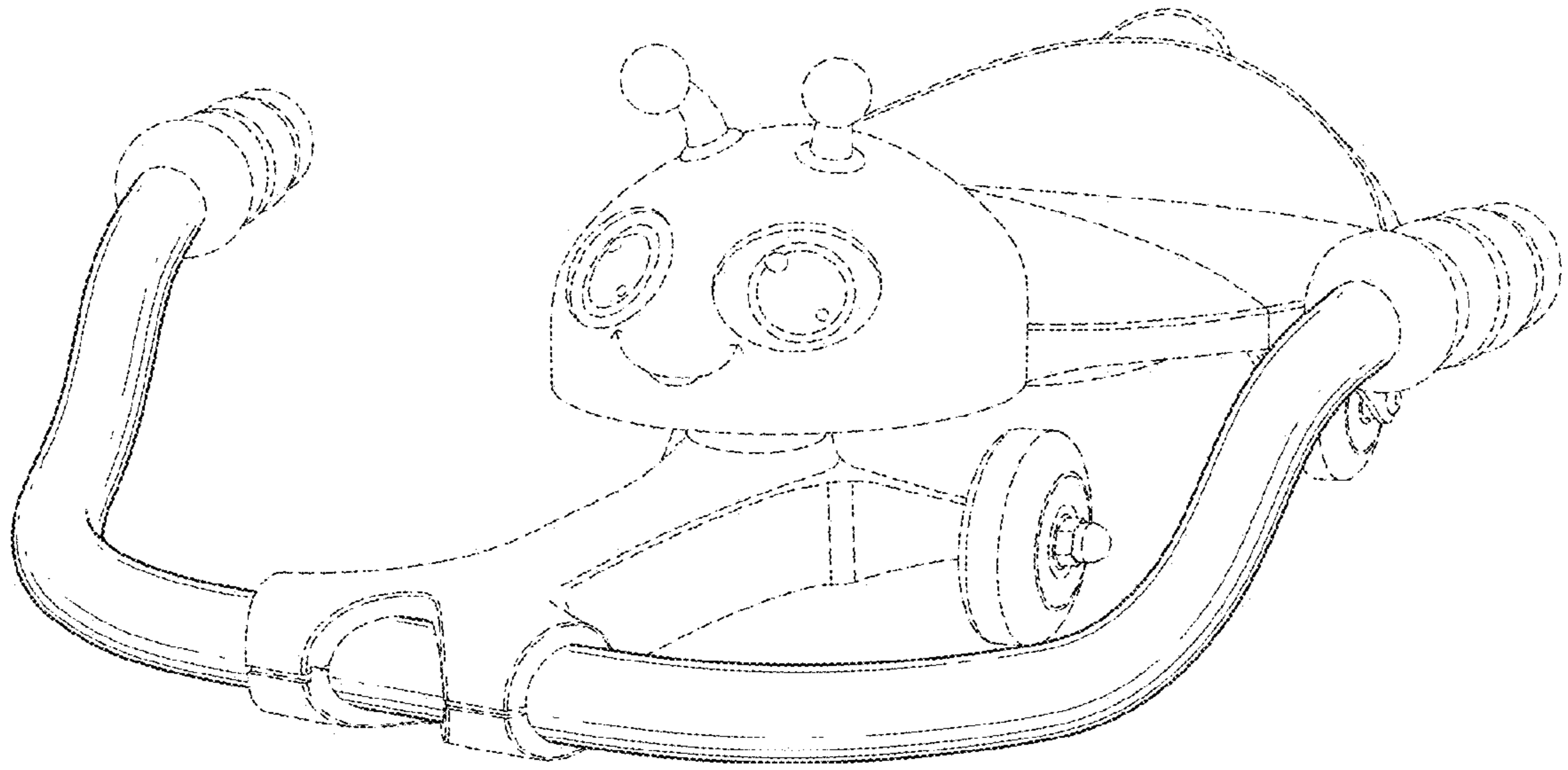


FIG. 1




FIG. 2

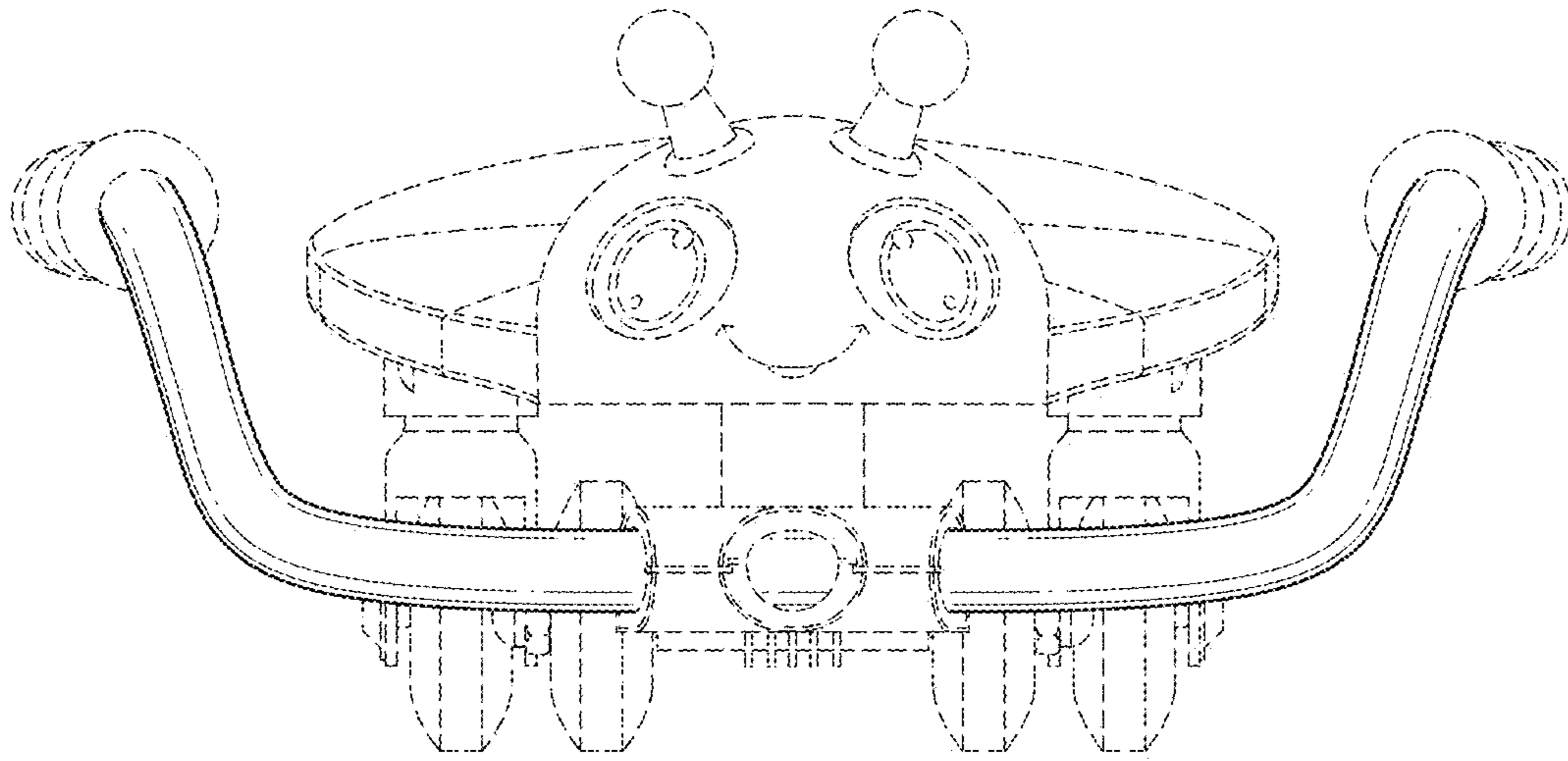


FIG. 3

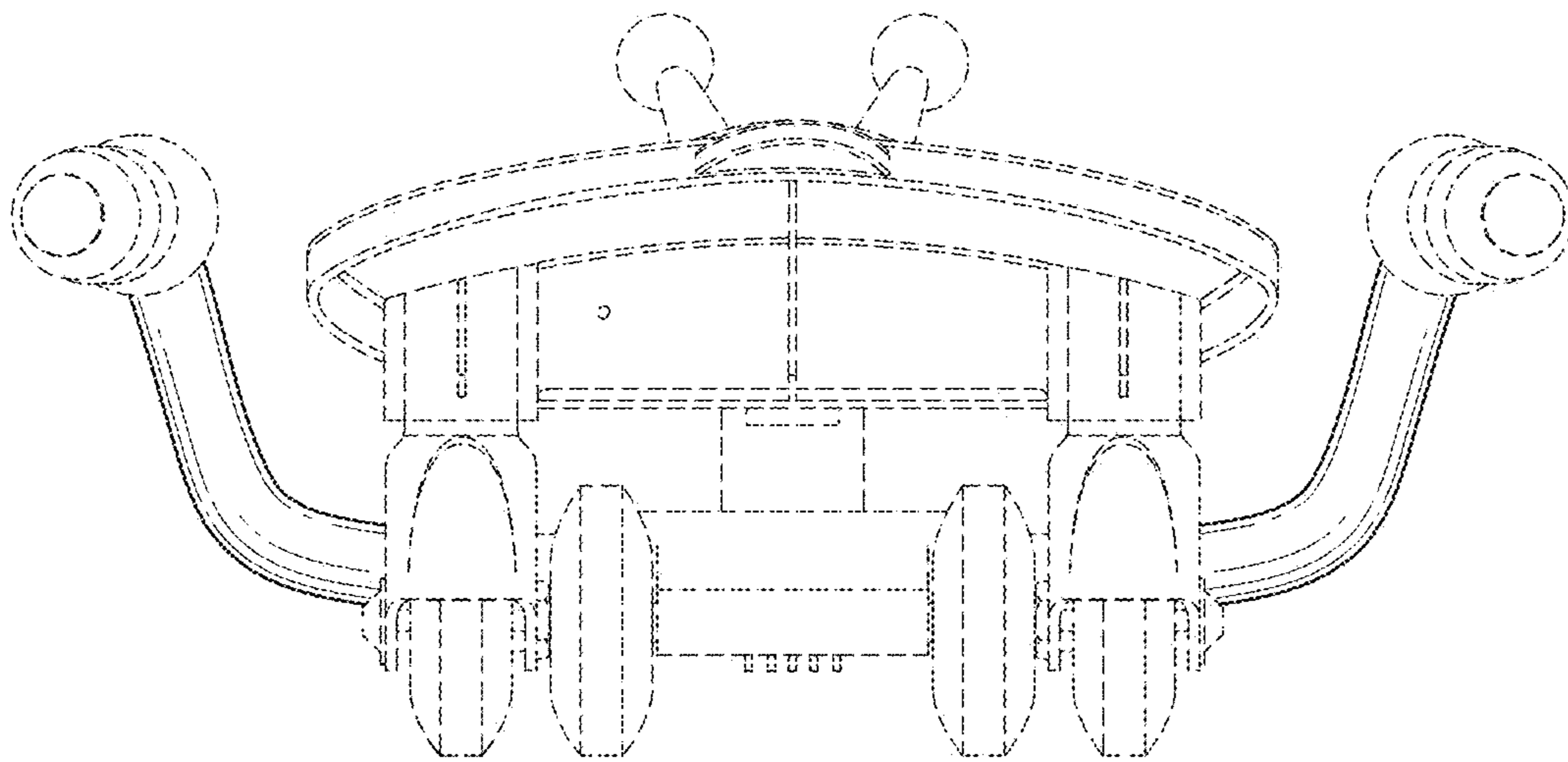


FIG. 4

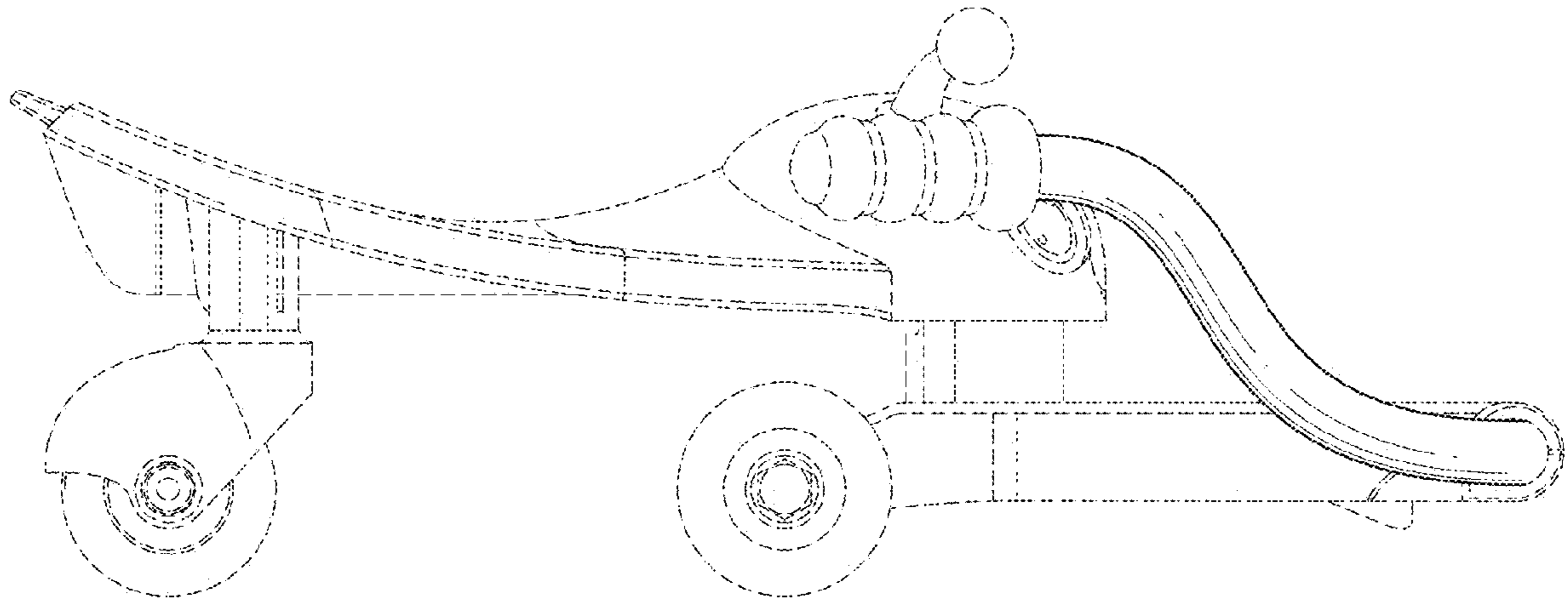


FIG. 5

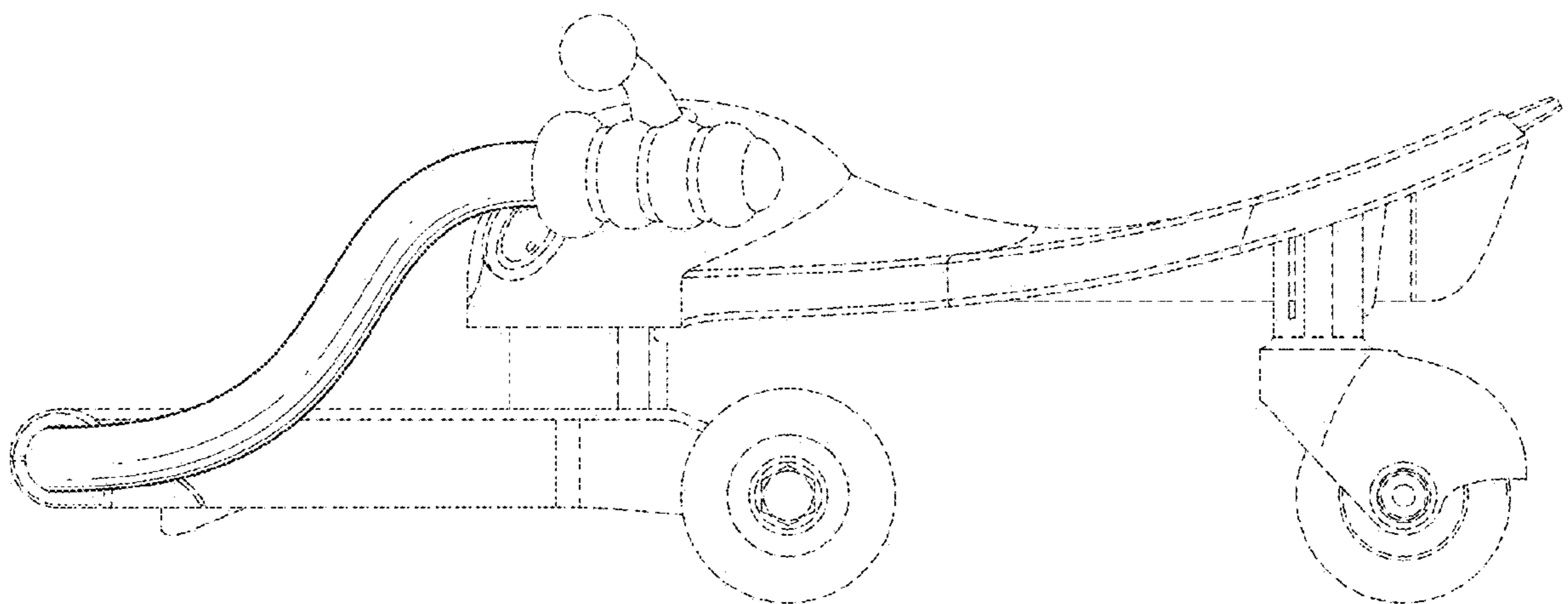


FIG. 6

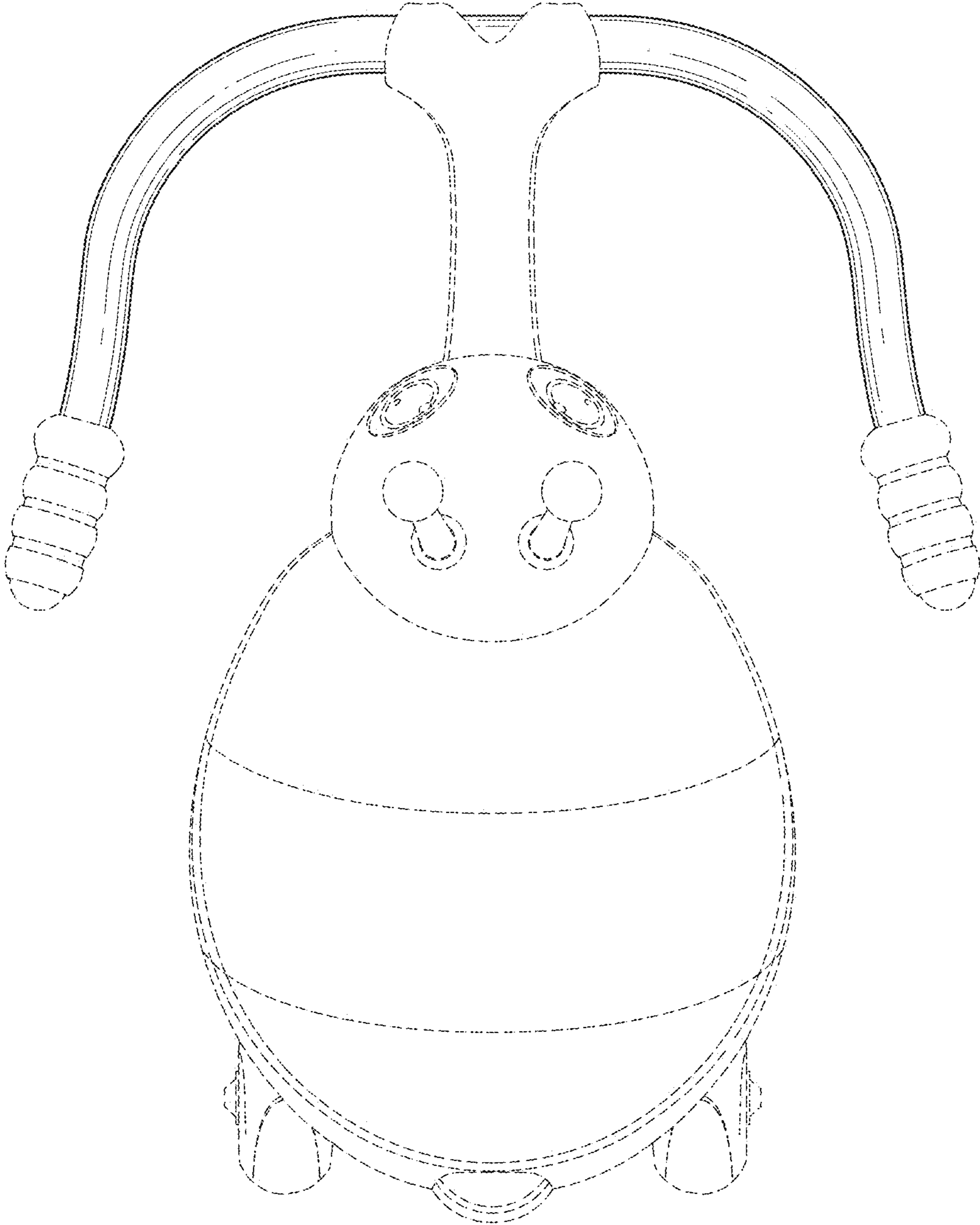


FIG. 7

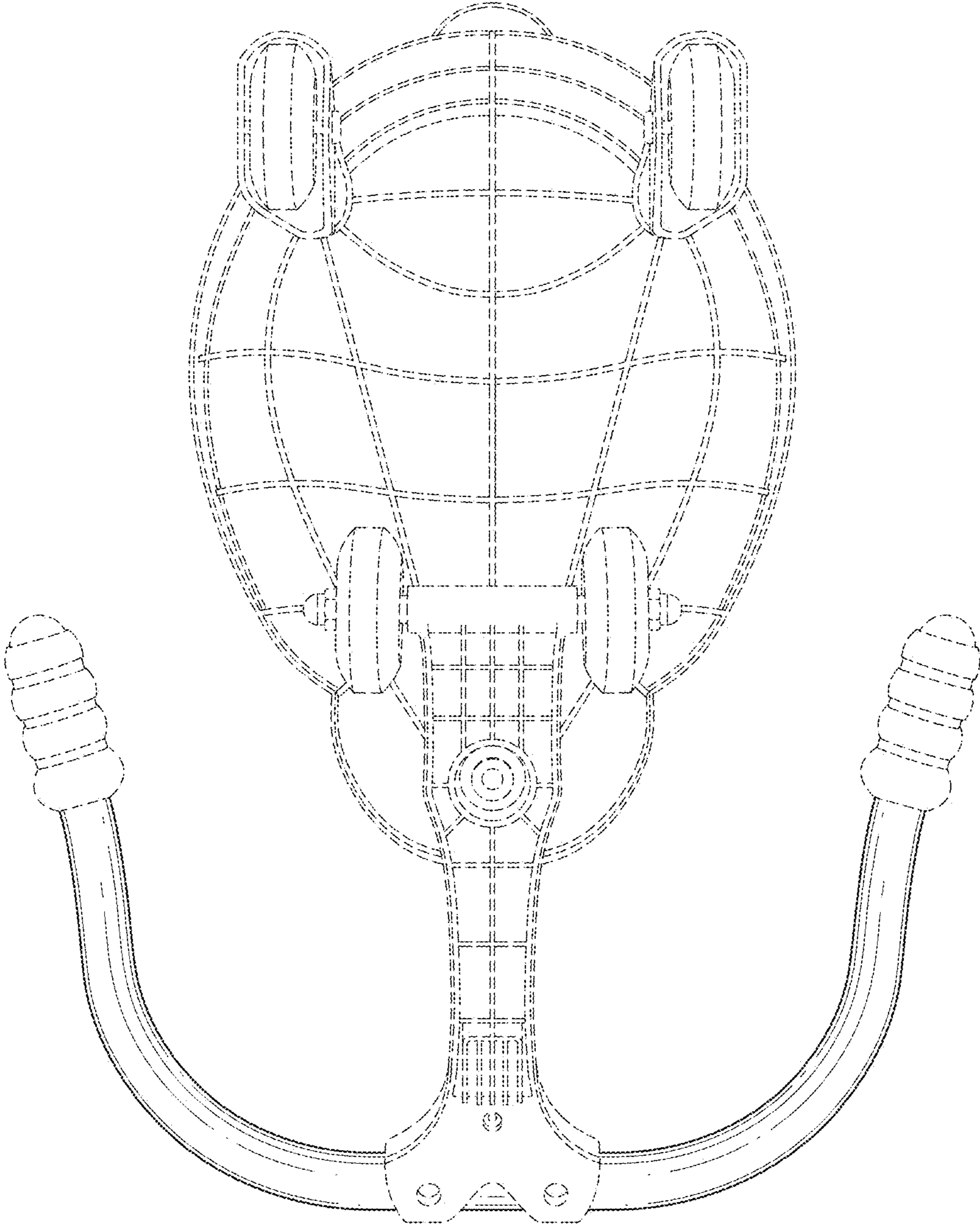
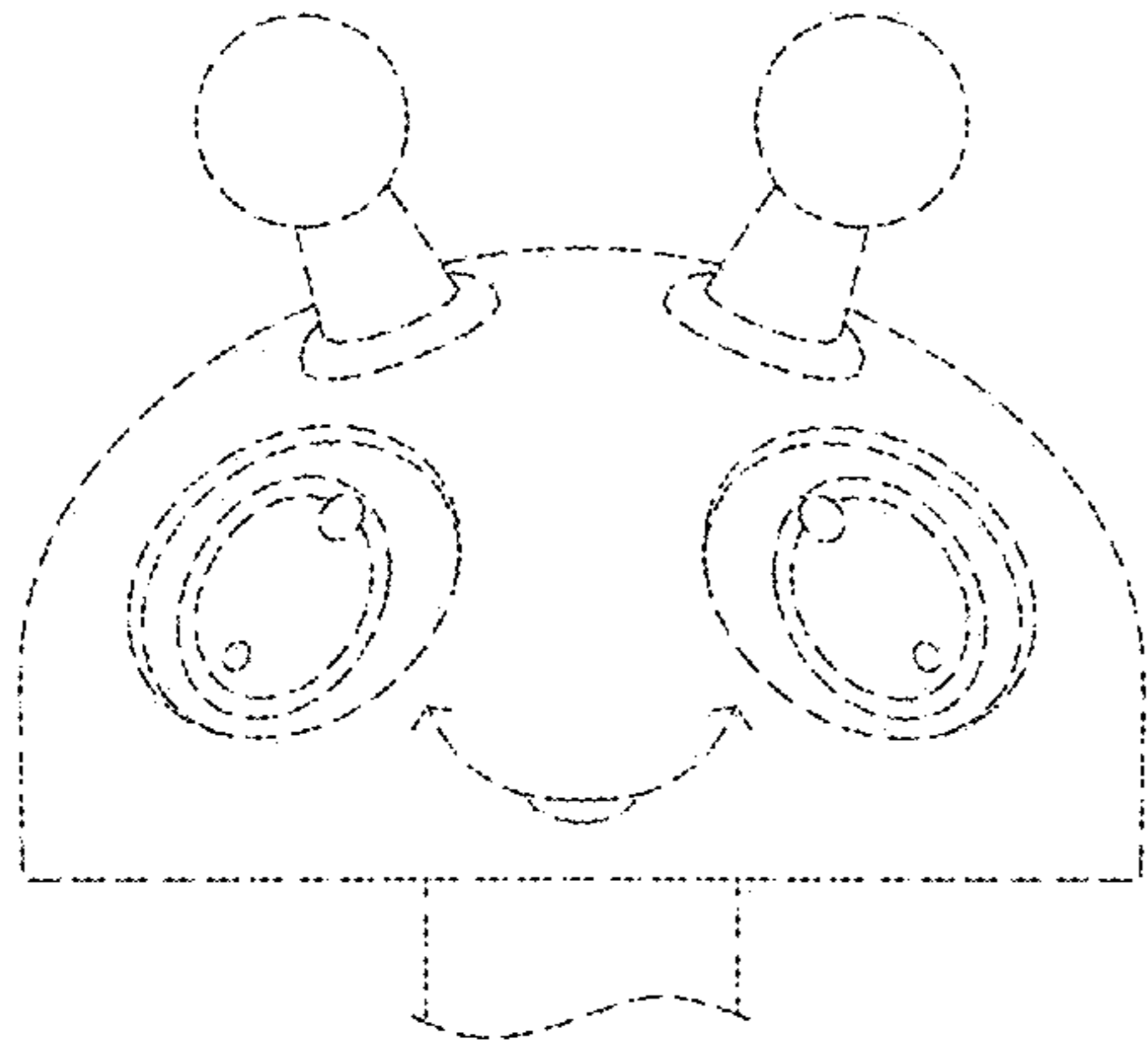
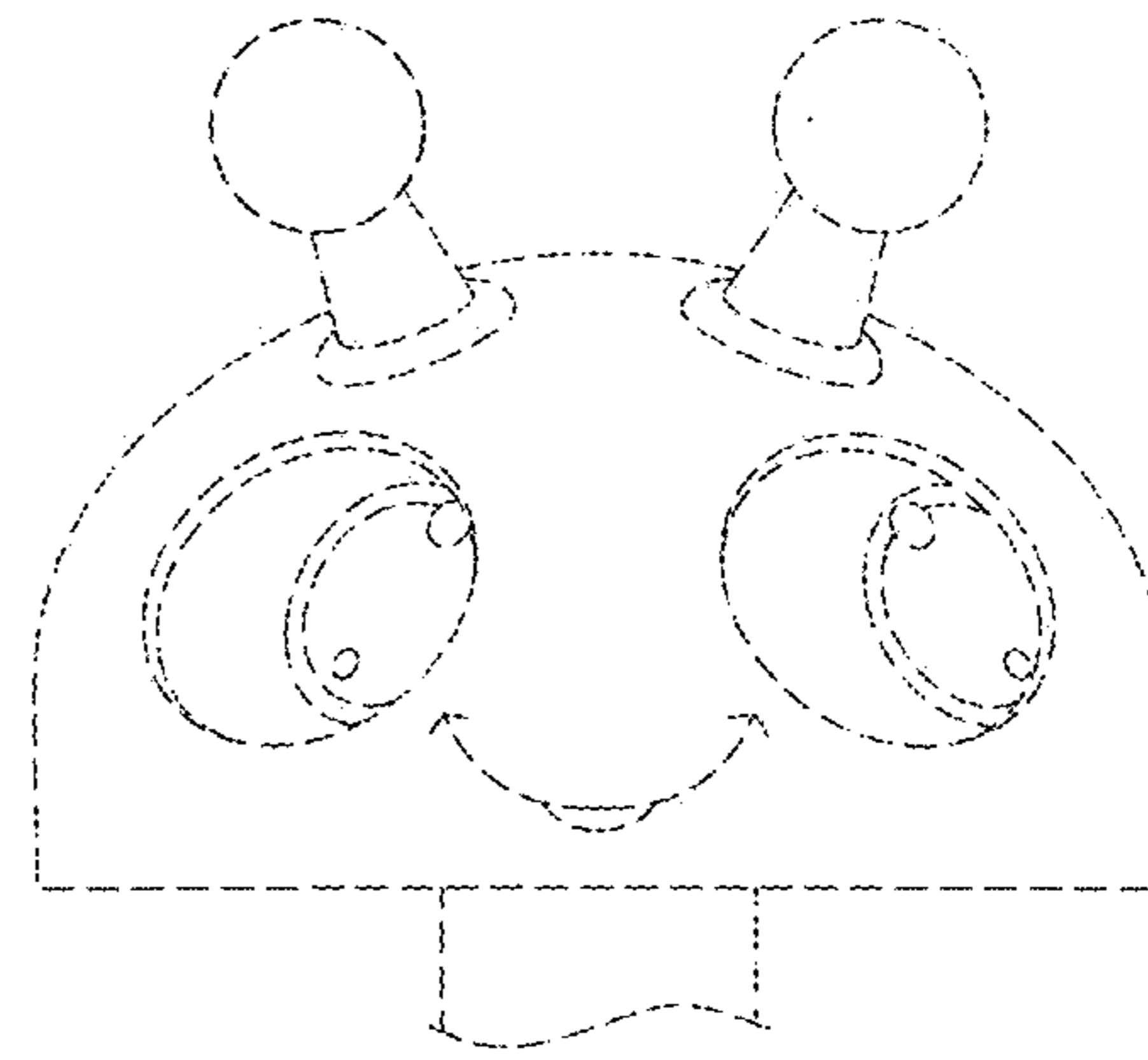


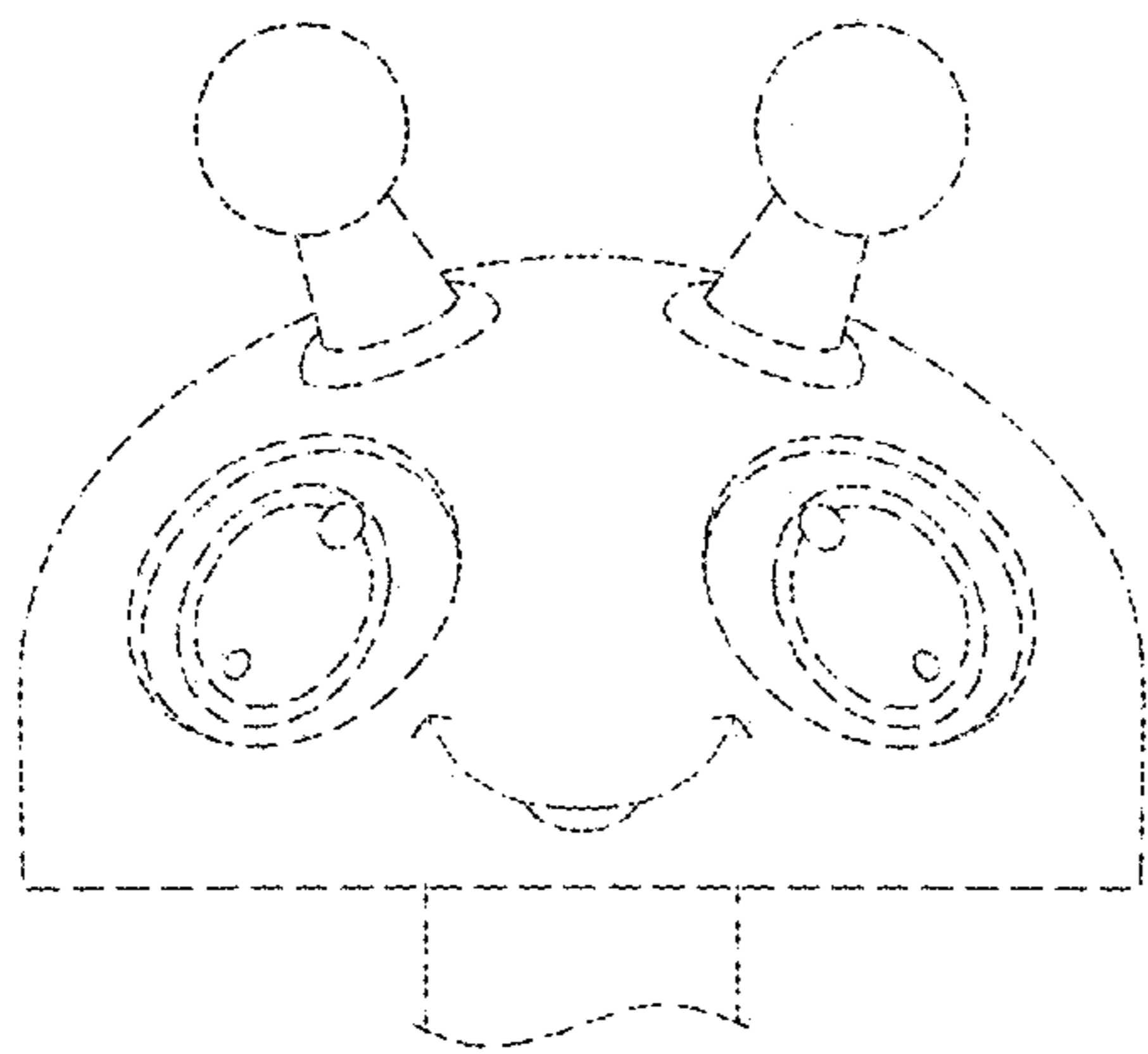
FIG. 8



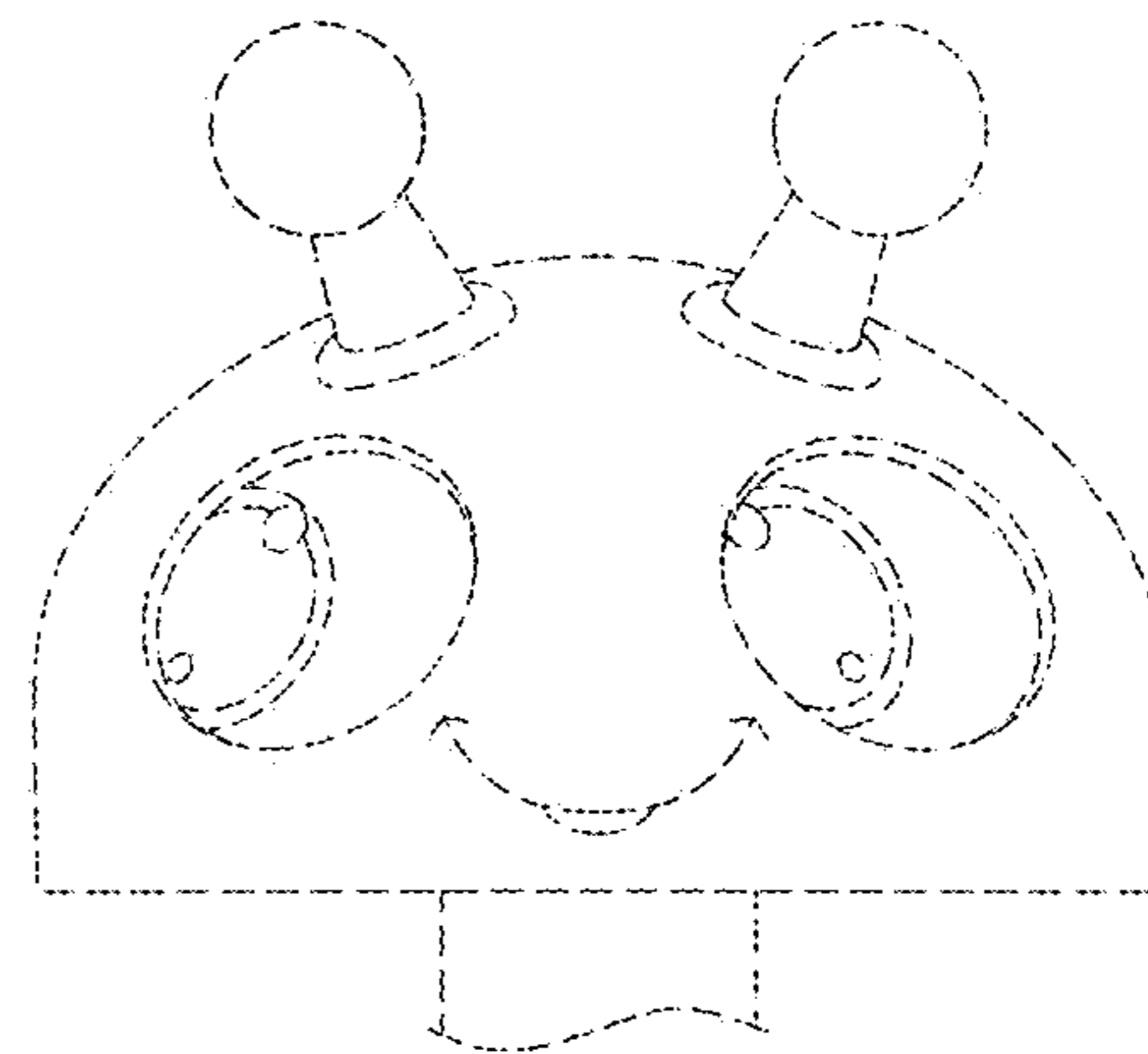
*FIG. 9*



*FIG. 10*



*FIG. 11*



*FIG. 12*