



US00D915447S

(12) **United States Design Patent** (10) **Patent No.:** **US D915,447 S**
Cohen et al. (45) **Date of Patent:** **** Apr. 6, 2021**

(54) **DISPLAY SCREEN WITH GRAPHICAL USER INTERFACE SHOWING A NANOBAR ELEMENT**

(71) Applicant: **BublUp, Inc.**, Arlington, VA (US)

(72) Inventors: **Alain J Cohen**, McLean, VA (US);
Marc A Cohen, McLean, VA (US);
John Porter, Washington Grove, MD (US);
Alberto Morales, Charlotte, NC (US);
Mark Johnson, Saint Pete Beach, FL (US);
Pradeep Singh, McLean, VA (US);
Todd Kaloudis, New York, NY (US);
Yevgeny Gurevich, Bethesda, MD (US);
Mitra Yegani, McLean, VA (US);
Matthew Barre, Arlington, TX (US)

(73) Assignee: **Bublup, Inc.**, Arlington, VA (US)

(**) Term: **15 Years**

(21) Appl. No.: **29/698,044**

(22) Filed: **Jul. 12, 2019**

(51) **LOC (13) Cl.** **14-04**

(52) **U.S. Cl.**
USPC **D14/487**

(58) **Field of Classification Search**
USPC D14/485-495
CPC G06F 3/048-04897
See application file for complete search history.

(56) **References Cited**

U.S. PATENT DOCUMENTS

D640,285 S * 6/2011 Woo D14/487
D651,610 S * 1/2012 Anzures D14/488

D716,838 S * 11/2014 Acker D14/487
D720,367 S * 12/2014 Woo D14/487
D743,433 S * 11/2015 Herold D14/487
D789,419 S * 6/2017 Chaudhri D14/491
D795,294 S * 8/2017 Faulkner D14/489
D815,148 S * 4/2018 Martin D14/492
10,185,542 B2 * 1/2019 Carson G06F 16/3344
D855,634 S * 8/2019 Kim D14/485
D861,012 S * 9/2019 Brown D14/485
D862,488 S * 10/2019 Santos D14/485
2020/0051677 A1 * 2/2020 Harrison G06Q 20/108

* cited by examiner

Primary Examiner — Andrew T Nemeth

(74) *Attorney, Agent, or Firm* — Danielson Legal LLC

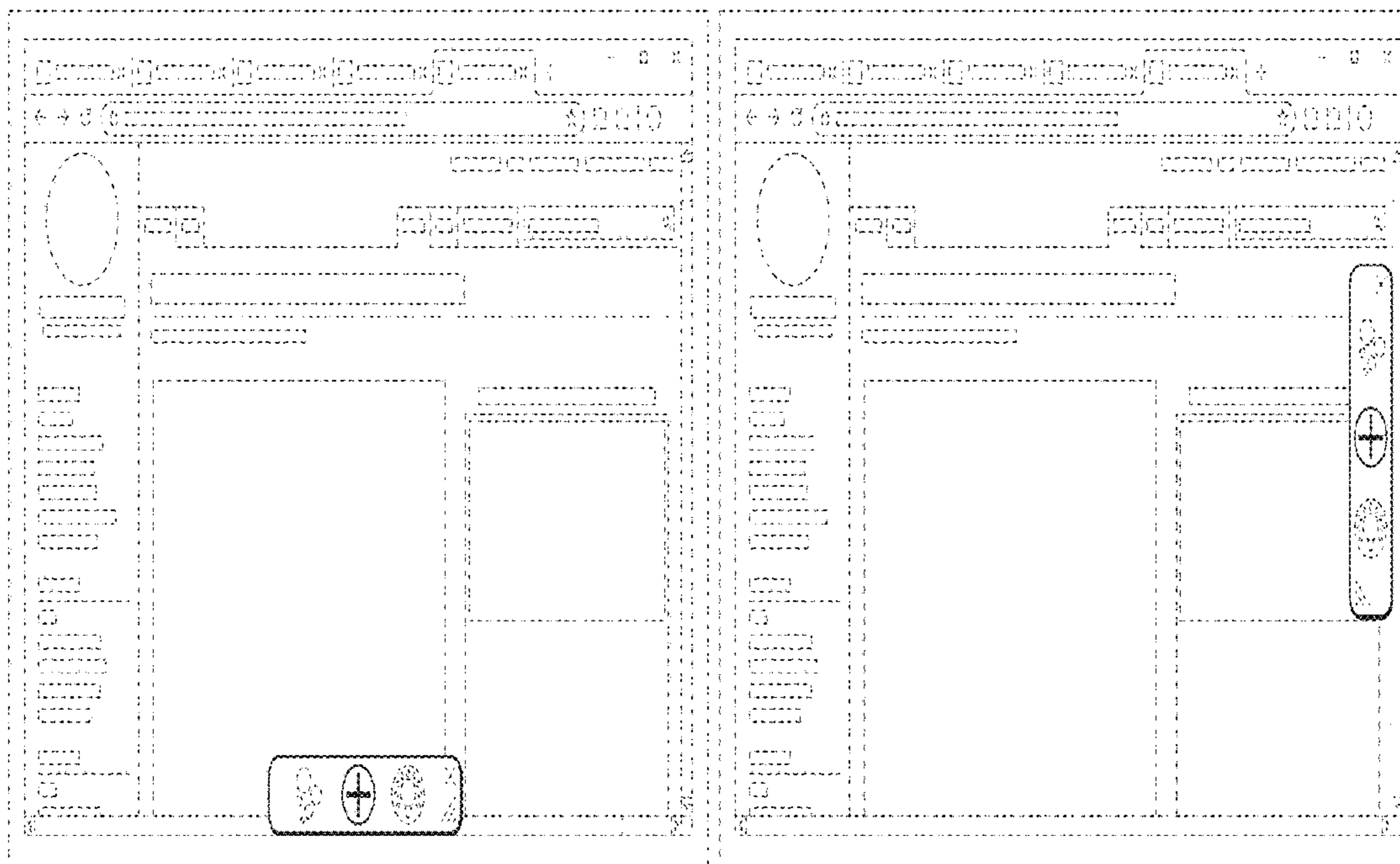
(57) **CLAIM**

The ornamental design for a display screen with graphical user interface showing a nanobar element, as shown and described.

DESCRIPTION

FIG. 1 is a front view of the display screen with graphical user interface showing a nanobar element with the nanobar element shown along the bottom edge of the display screen; FIG. 2 is another embodiment thereof showing the nanobar element rotated and positioned along the right edge of the display screen; and, FIG. 3 is the nanobar element of FIG. 2 positioned along the left edge of the display screen. Broken lines represent unclaimed portions of the graphical user interface and display screen and form no part of the claimed design. The outermost broken lines in the figures show the display screen, or portion thereof, and form no part of the claimed design.

1 Claim, 3 Drawing Sheets



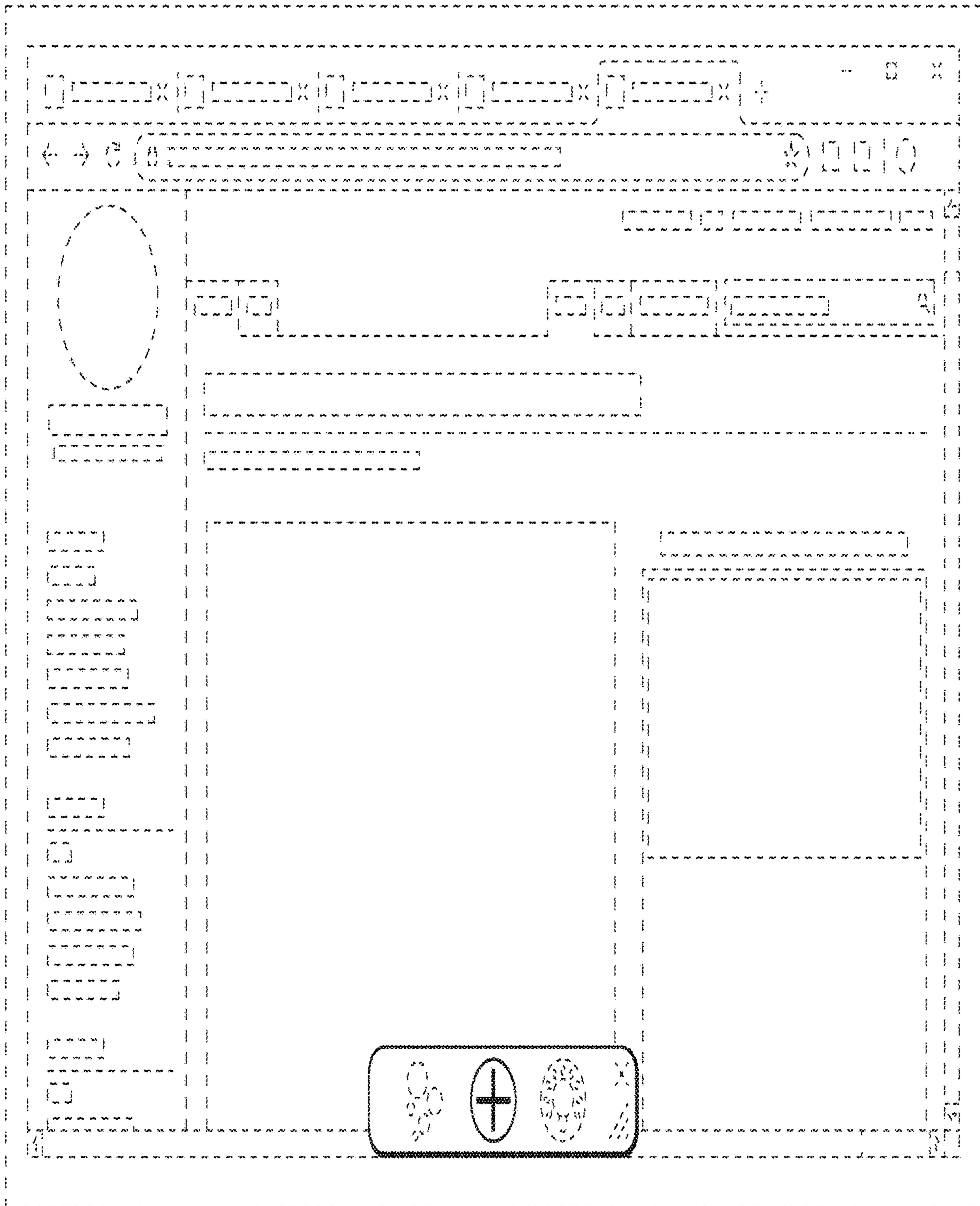


FIG. 1

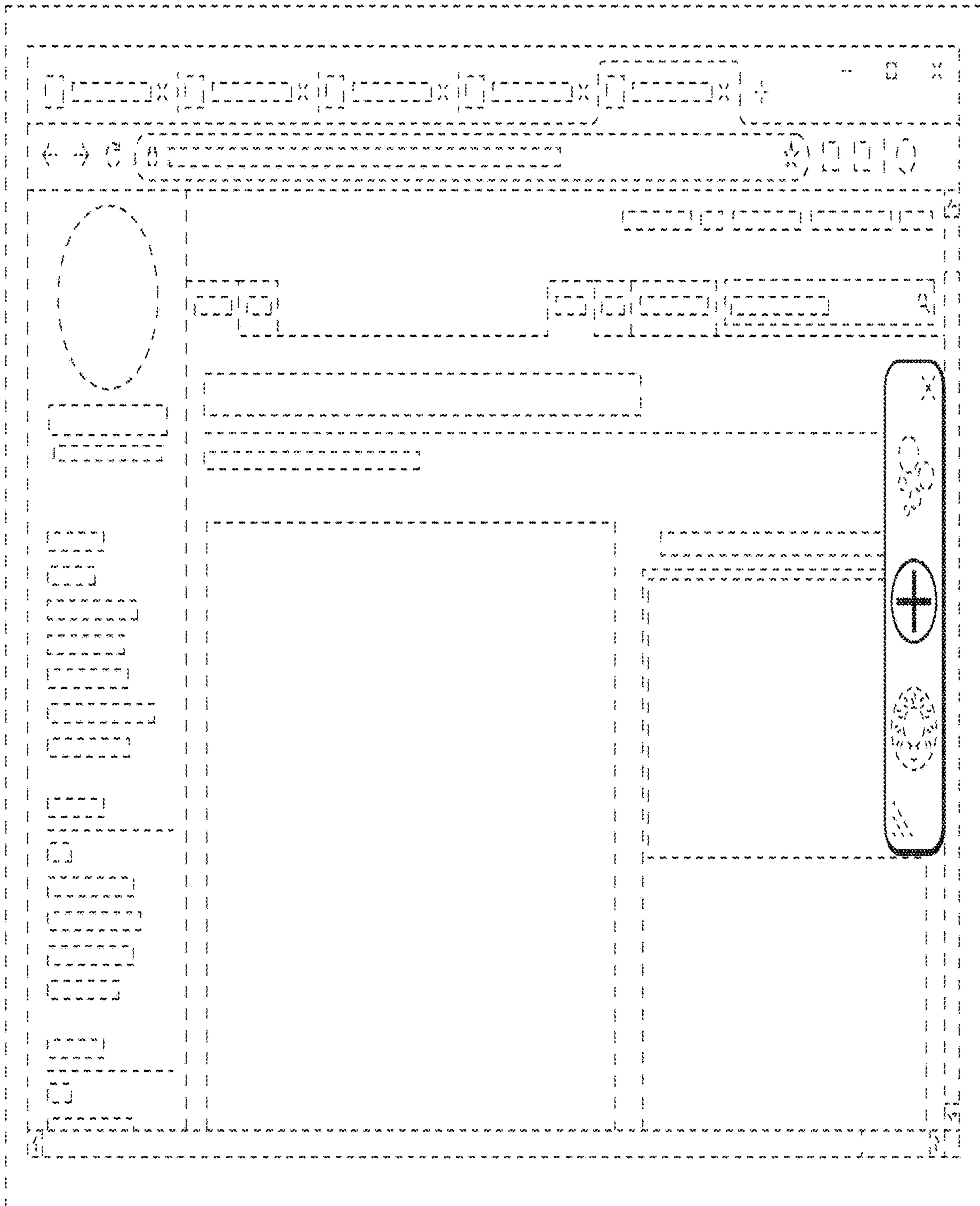


FIG. 2

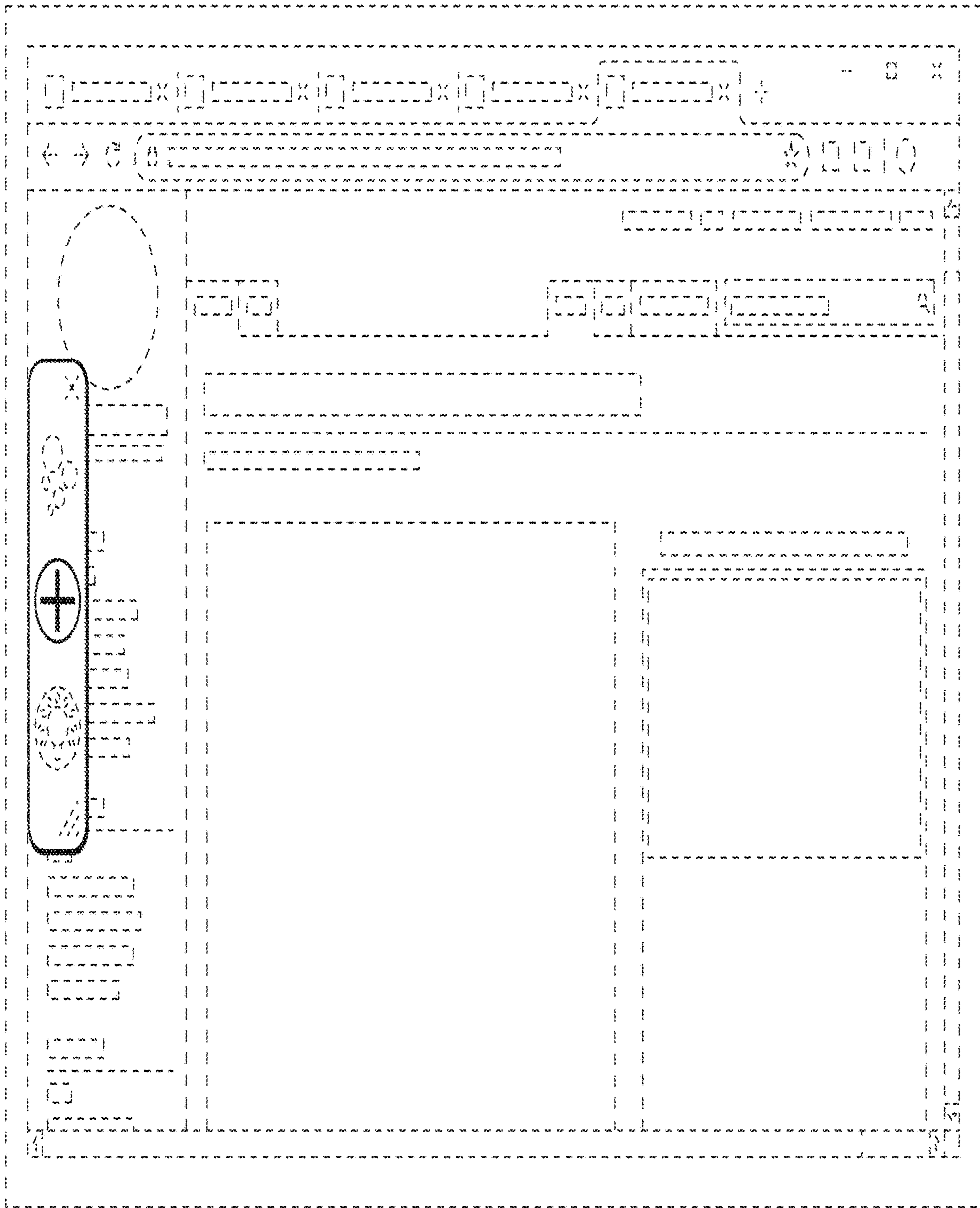


FIG. 3