



US00D915407S

(12) **United States Design Patent** (10) **Patent No.:** **US D915,407 S**
Furujiku et al. (45) **Date of Patent:** **** Apr. 6, 2021**

(54) **DETACHABLE UNIT FOR PORTABLE COMPUTER**

CPC B65H 1/00; B65H 1/266; B65H 2402/441;
B65H 2405/311; B65H 2405/313
See application file for complete search history.

(71) Applicant: **Panasonic Intellectual Property Management Co., Ltd., Osaka (JP)**

(56) **References Cited**

(72) Inventors: **Masaru Furujiku, Osaka (JP); Ryusuke Teramoto, Osaka (JP); Munehiro Torii, Osaka (JP); Tatsuo Kuromoto, Osaka (JP)**

U.S. PATENT DOCUMENTS

D462,967 S	*	9/2002	Suzuki	D14/315
D545,321 S		6/2007	Frank	D14/439
D556,204 S		11/2007	Tosh	D14/439
D584,224 S		1/2009	Mori et al.		
D710,361 S		8/2014	Park	D14/420

(Continued)

(73) Assignee: **Panasonic Intellectual Property Management Co., Ltd., Osaka (JP)**

Primary Examiner — Austin Murphy
(74) *Attorney, Agent, or Firm* — Panasonic IP Management; Kerry S. Culpepper

(**) Term: **15 Years**

(21) Appl. No.: **29/754,948**

(57) **CLAIM**

(22) Filed: **Oct. 15, 2020**

We claim the ornamental design for a detachable unit for portable computer, as shown and described.

Related U.S. Application Data

DESCRIPTION

(62) Division of application No. 29/683,111, filed on Mar. 11, 2019, now Pat. No. Des. 902,930.

(30) **Foreign Application Priority Data**

Dec. 20, 2018	(JP)	JP2018-027850
Dec. 20, 2018	(JP)	JP2018-027851
Dec. 20, 2018	(JP)	JP2018-027852
Dec. 20, 2018	(JP)	JP2018-027853
Dec. 20, 2018	(JP)	JP2018-027854

FIG. 1 is a front perspective view of a first embodiment of a detachable unit for portable computer of the present invention;

FIG. 2 is a front view thereof;

FIG. 3 is a rear view thereof;

FIG. 4 is a first side view thereof;

FIG. 5 is a second side view thereof;

FIG. 6 is a top view thereof;

FIG. 7 is a bottom view thereof;

FIG. 8 is a cross-sectional view taken along the line 8-8 of FIG. 6 with the internal parts being omitted thereof; and,

FIG. 9 is a front perspective view thereof shown in an environmental use thereof.

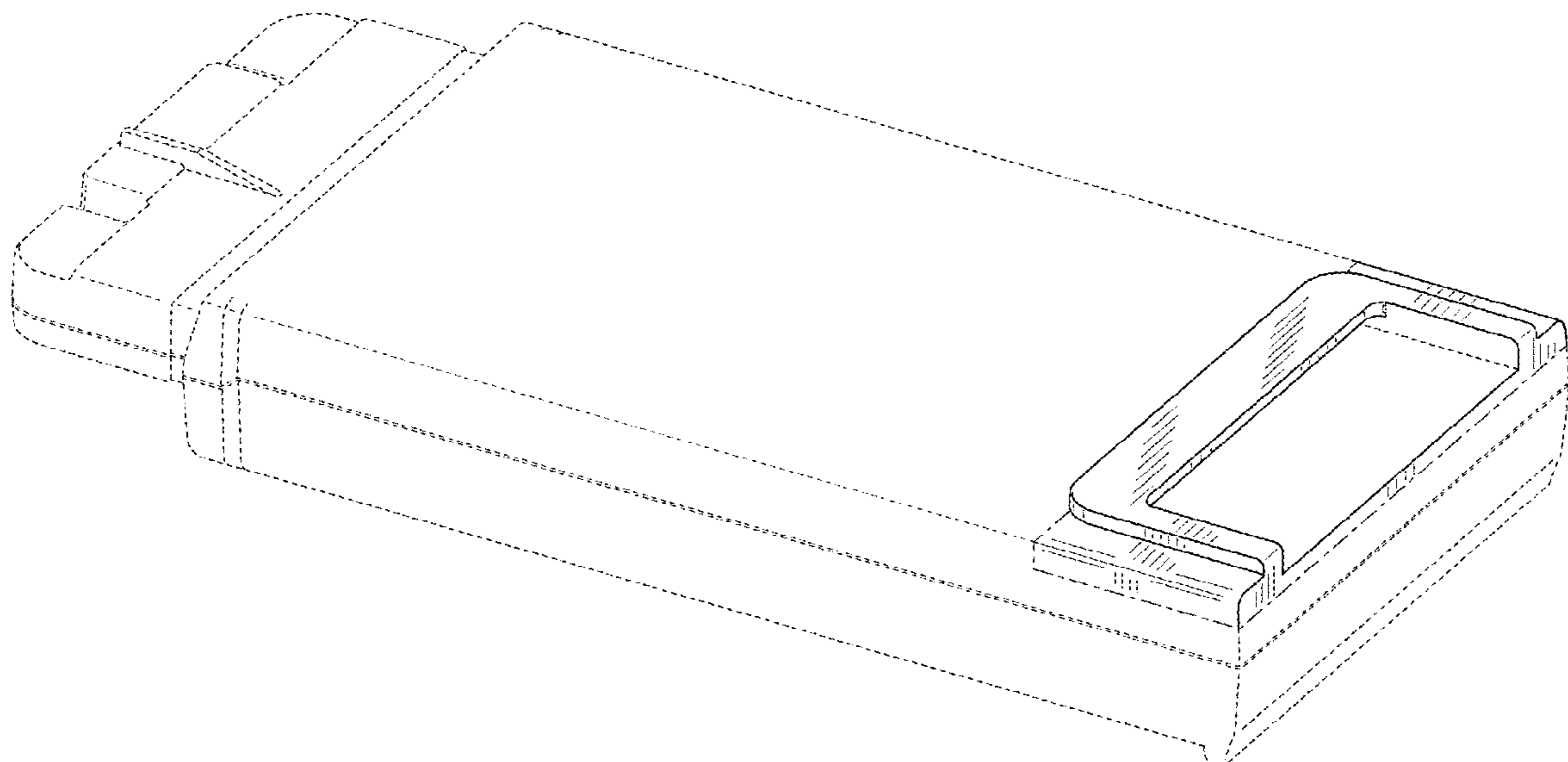
The broken lines shown represent unclaimed subject matter and form no part of the claimed design. Additionally, the unevenly broken lines in the drawings define the limits of the claimed design.

(51) **LOC (13) Cl.** **14-02**

(52) **U.S. Cl.**
USPC **D14/432**

(58) **Field of Classification Search**
USPC D14/300-302, 308-313, 314, 348,
D14/353-355, 432, 439-446, 240;
361/679.02, 679.31, 679.5, 690, 694,
361/679.23, 801, 802; 312/332.1, 334.1;
D13/162; D10/50

1 Claim, 9 Drawing Sheets



(56)

References Cited

U.S. PATENT DOCUMENTS

D717,304 S	11/2014	Yturralde	D14/250
D821,401 S *	6/2018	Siebels	D14/420
D870,731 S *	12/2019	Kuo	D14/420
D870,732 S	12/2019	Chen	D14/420
D877,636 S *	3/2020	Haag	D10/98
D888,716 S *	6/2020	Furujiku	D14/432
D902,930 S *	11/2020	Furujiku	D14/432
2007/0087586 A1 *	4/2007	Karamooz	H05K 1/141 439/65
2019/0102519 A1	4/2019	Durand	G06K 7/1413

* cited by examiner

FIG. 1

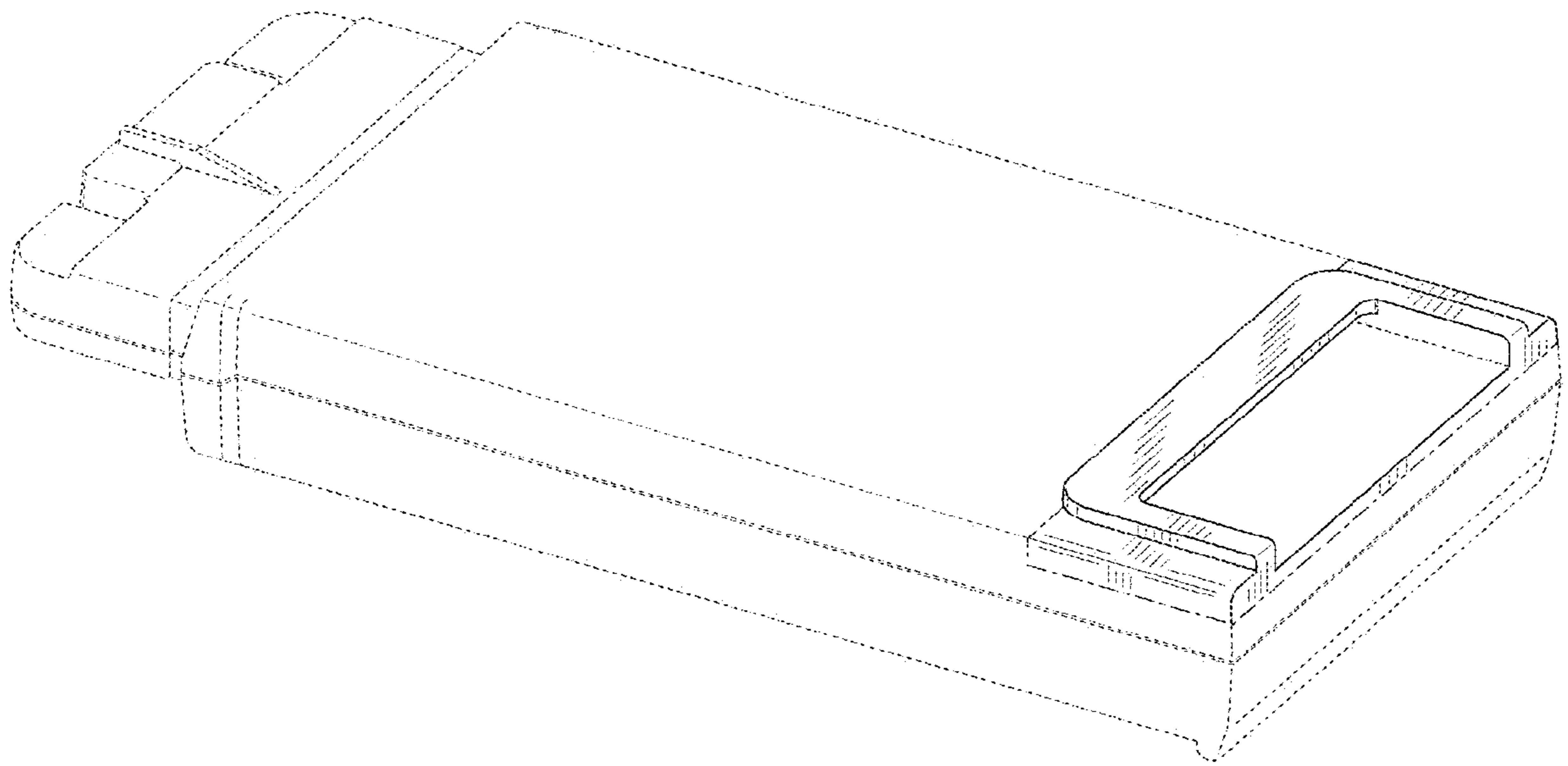


FIG. 2




FIG. 3




FIG. 4

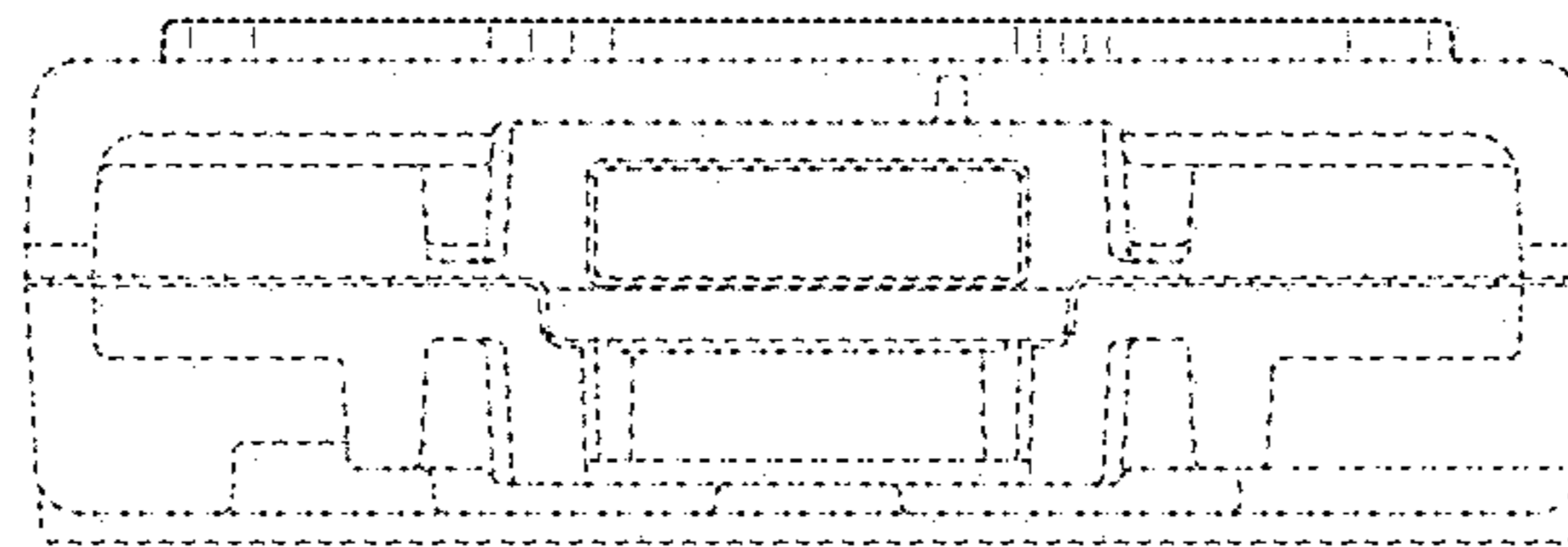


FIG. 5




FIG. 6



FIG. 7




FIG. 8




FIG. 9

