



US00D915391S

(12) **United States Design Patent** (10) **Patent No.:** **US D915,391 S**  
**Ryu et al.** (45) **Date of Patent:** **\*\* Apr. 6, 2021**

(54) **SMALL COMPUTER**  
(71) Applicant: **LG Electronics Inc.**, Seoul (KR)  
(72) Inventors: **Daihyung Ryu**, Seoul (KR); **Yongsoo Kim**, Seoul (KR)  
(73) Assignee: **LG ELECTRONICS INC.**, Seoul (KR)  
(\*\*) Term: **15 Years**

*Primary Examiner* — Bao-Yen T Nguyen  
(74) *Attorney, Agent, or Firm* — Birch, Stewart, Kolasch & Birch, LLP

(57) **CLAIM**

The ornamental design for a small computer, as shown and described.

(21) Appl. No.: **35/508,288**

**DESCRIPTION**

(22) Filed: **Jul. 2, 2019**

(80) **Hague Agreement Data**

Int. Filing Date: **Jul. 2, 2019**  
Int. Reg. No.: **DM/204271**  
Int. Reg. Date: **Jul. 2, 2019**  
Int. Reg. Pub. Date: **Jan. 3, 2020**

- 1. Small computer
- 1.1 : Perspective
- 1.2 : Front
- 1.3 : Back
- 1.4 : Left
- 1.5 : Right
- 1.6 : Top
- 1.7 : Bottom
- 1.8 : Reference view
- 1.9 : Reference view 2
- 1.10: Reference view 3

(30) **Foreign Application Priority Data**

Jan. 7, 2019 (KR) ..... 30-2019-0000813

(51) **LOC (13) Cl.** ..... **14-02**

(52) **U.S. Cl.**

USPC ..... **D14/314**

(58) **Field of Classification Search**

USPC ..... D14/240, 242, 300, 301, 308, 314, 315,  
D14/316, 317, 319-327, 341, 345, 346,  
D14/353, 354, 356-358  
CPC ..... G06F 13/00; G06F 16/00; G06F 16/10;  
G06F 1/1628; G06F 1/163; G06F 1/16;  
H01H 2231/002

See application file for complete search history.

The broken lines depict portions of small computer that form no part of the claimed design; reproduction 1.1 is a front perspective view of the small computer; reproduction 1.2 is a front view thereof; reproduction 1.3 is a back view thereof; reproduction 1.4 is a left view thereof; reproduction 1.5 is a right view thereof; reproduction 1.6 is a top view thereof; reproduction 1.7 is a bottom view thereof; reproduction 1.8 is a reference view showing the use state in which the claimed design has been put on the floor and its antenna folded at 90 degrees, and forms no part of the claimed design; reproduction 1.9 is a reference view showing the use state in which the claimed design has been put on a stand, and forms no part of the claimed design; reproduction 1.10 is a reference view showing the use state in which the claimed design has been attached to a wall, and forms no part of the claimed design; this is a design for a small computer, and the claimed design can be used as shown in the reference views.

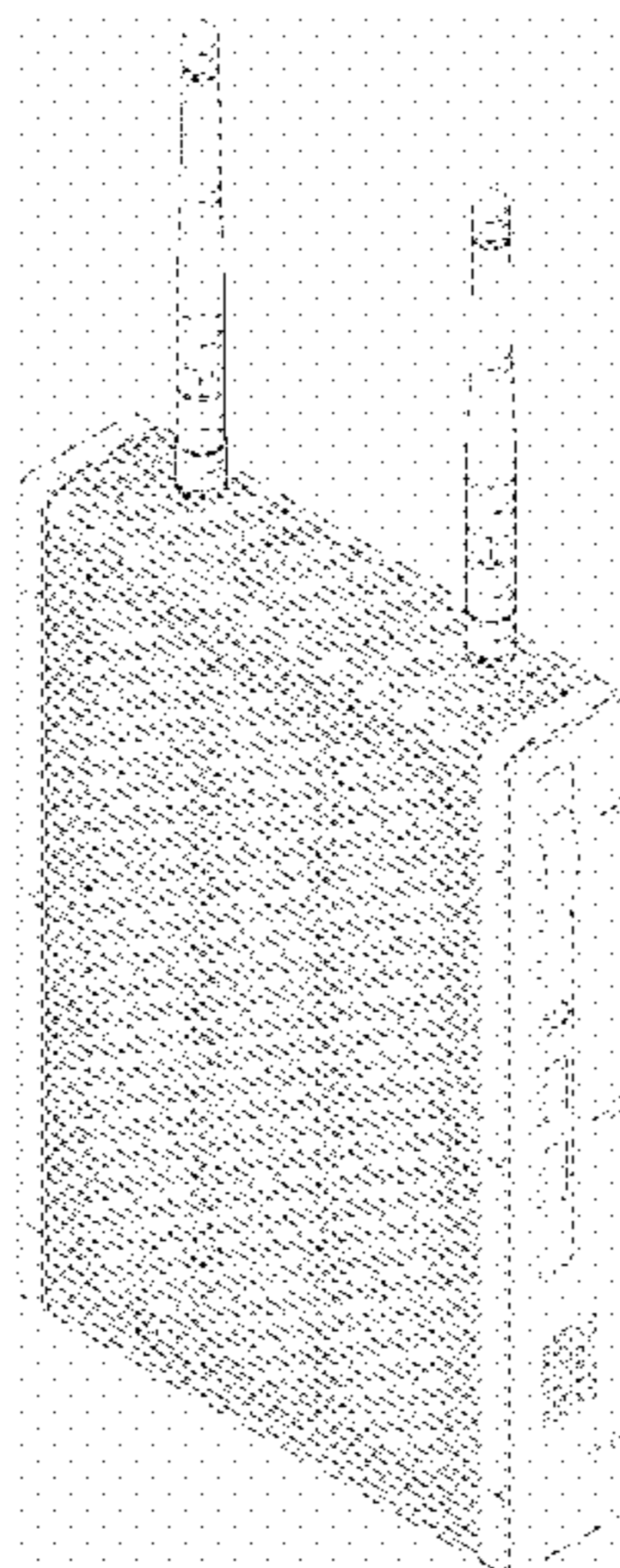
(56) **References Cited**

**U.S. PATENT DOCUMENTS**

D289,648 S \* 5/1987 Felix ..... D14/242  
6,411,515 B1 \* 6/2002 Sakamoto ..... H04B 1/74  
165/185

(Continued)

**1 Claim, 10 Drawing Sheets**



(56)

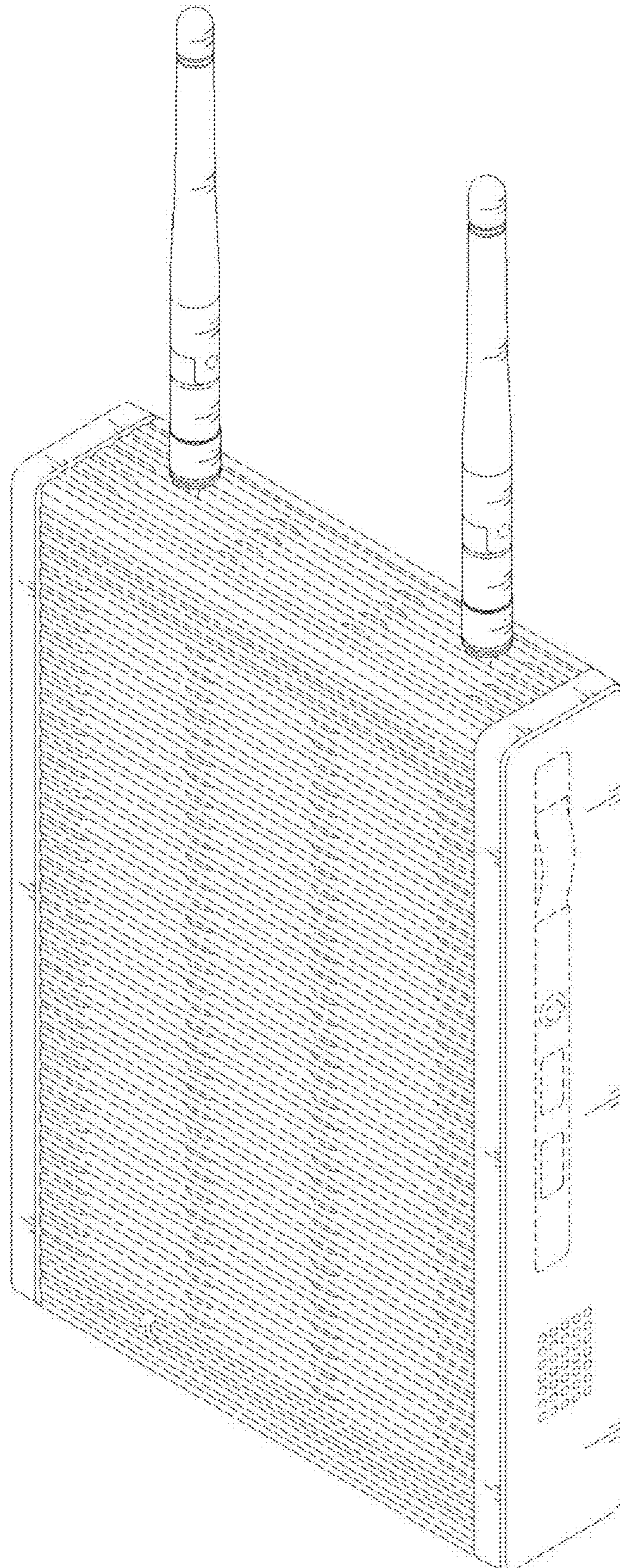
References Cited

U.S. PATENT DOCUMENTS


6,549,397	B1 *	4/2003	Diaz	.....	G06F 1/181 312/223.1
D488,150	S *	4/2004	Chen	.....	D14/242
D508,047	S *	8/2005	Taniho	.....	D14/314
D531,589	S *	11/2006	Hsu	.....	D13/184
D541,269	S *	4/2007	Heesen	.....	D14/314
D541,792	S *	5/2007	Liu	.....	D14/240
D554,638	S *	11/2007	Heesen	.....	D14/348
D610,133	S *	2/2010	Asano	.....	D14/240
D615,968	S *	5/2010	Herbst	.....	D14/300
D667,005	S *	9/2012	Lutz	.....	D14/314
D673,145	S *	12/2012	Andersson	.....	D14/314
D698,347	S *	1/2014	Andersson	.....	D14/314
D717,294	S *	11/2014	Tsusaka	.....	D14/314
D717,297	S *	11/2014	Koberling	.....	D14/349
D728,539	S *	5/2015	Dubrue	.....	D14/240
D757,697	S *	5/2016	Dubrue	.....	D14/240
D807,872	S *	1/2018	Nomoto	.....	D14/314
D814,451	S *	4/2018	Shin	.....	D14/242
D853,999	S *	7/2019	Jiang	.....	D14/242
D862,437	S *	10/2019	Lee	.....	D14/242
D877,140	S *	3/2020	Little	.....	D14/314
D888,046	S *	6/2020	Lu	.....	D14/301
2009/0195976	A1 *	8/2009	Chang	.....	G06F 1/20 361/679.34

\* cited by examiner


1.1




1.2



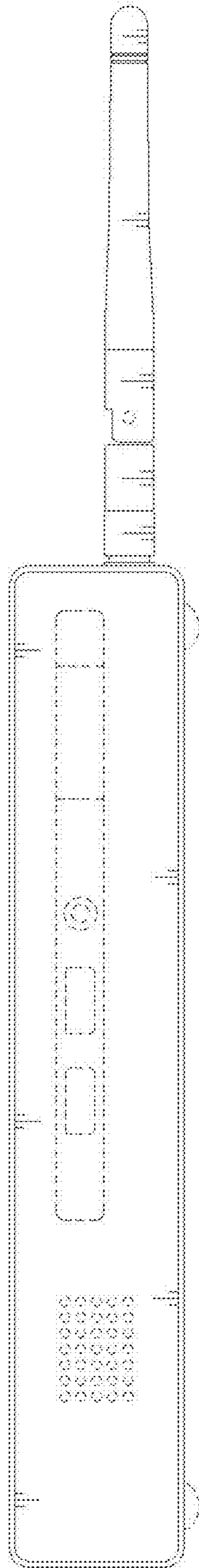
1.3




1.4



1.5




1.6

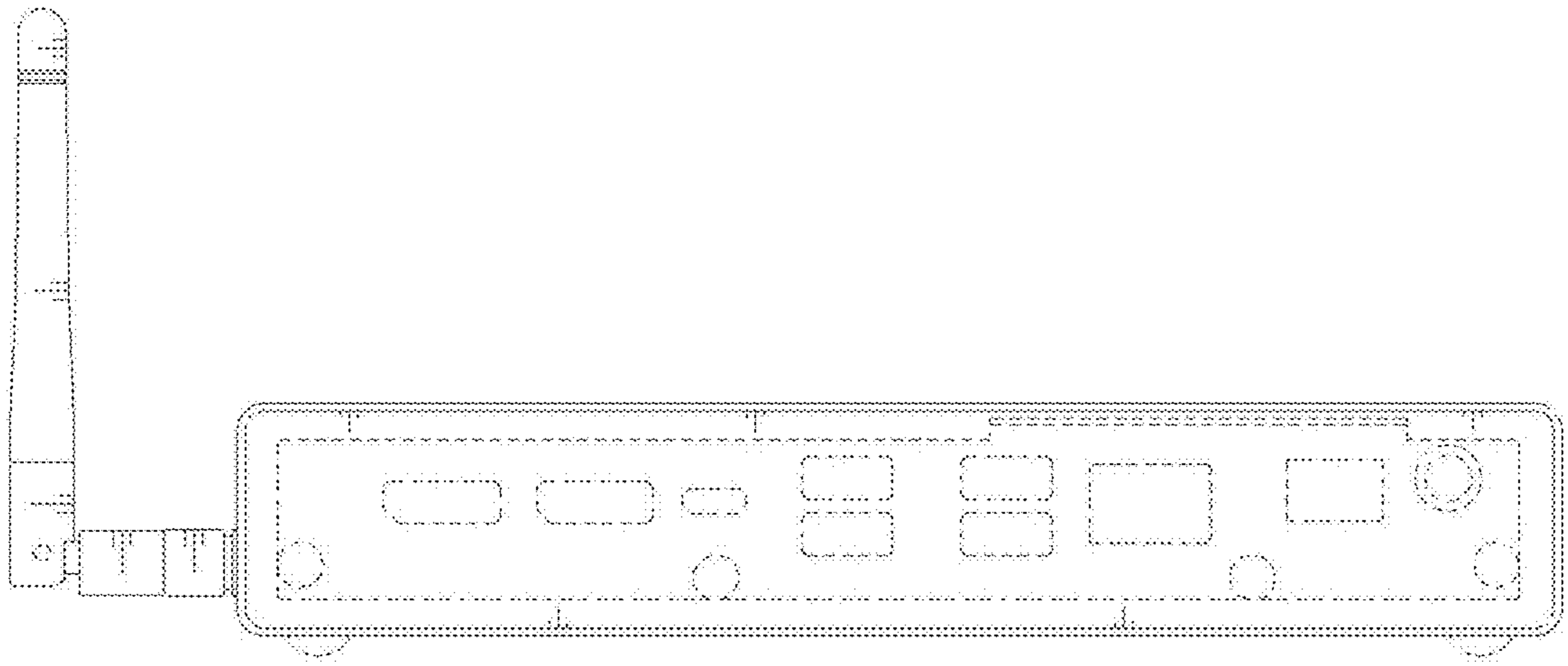




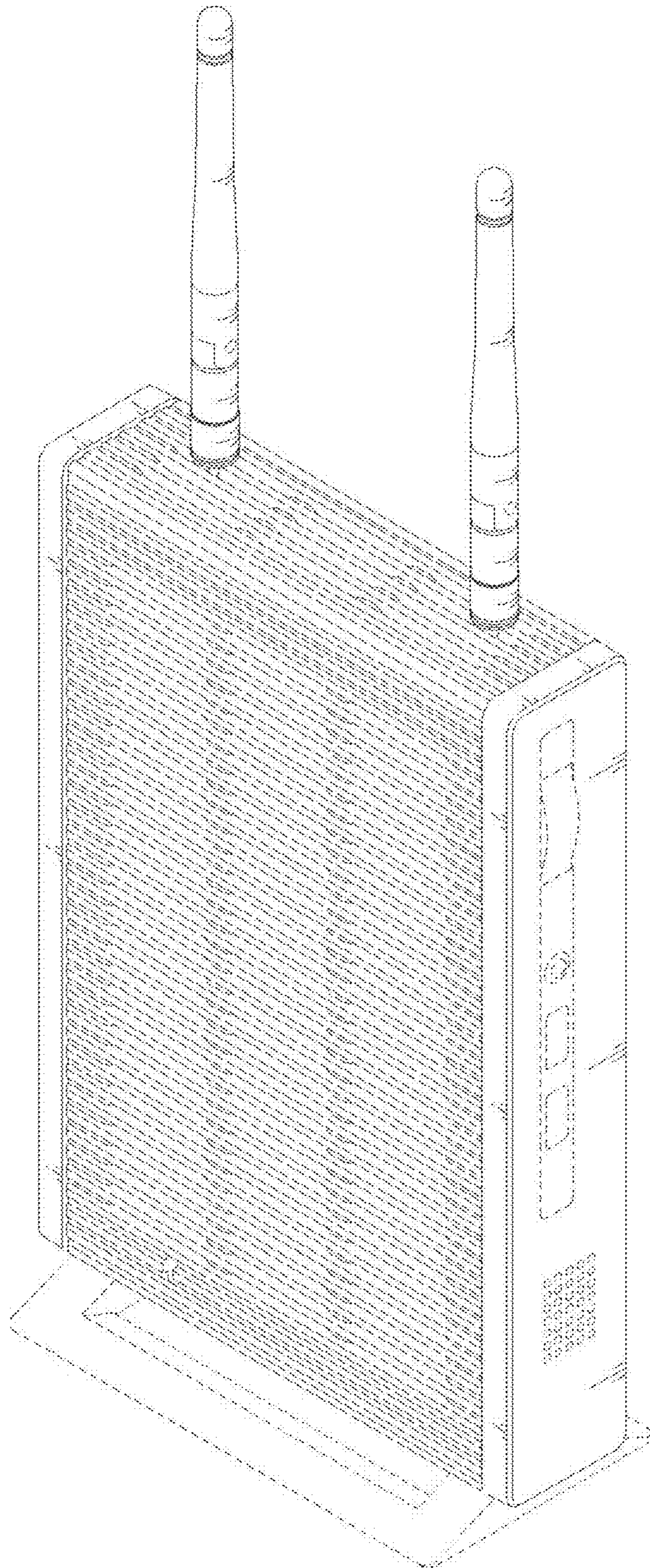
1.7



1.8



1.9



1.10

