



US00D915369S

(12) **United States Design Patent** (10) **Patent No.:** **US D915,369 S**  
**Wang** (45) **Date of Patent:** **\*\* Apr. 6, 2021**

(54) **REMOVABLE REAR ORNAMENTAL FRAME FOR A MOBILE PHONE CASE**

com/studio/blog/meet-the-new-society6-iphone-6-tough-case (Year: 2014).\*

(71) Applicant: **EVOLUTIVE LABS CO., LTD.**, Taichung (TW)

(Continued)

(72) Inventor: **Ching-Fu Wang**, Taichung (TW)

*Primary Examiner* — L. A. Grabenstetter

(73) Assignee: **Evolutive Labs Co., Ltd.**, Taichung (TW)

(74) *Attorney, Agent, or Firm* — Michael Best & Friedrich LLP

(\*\*) Term: **15 Years**

(57) **CLAIM**

(21) Appl. No.: **29/627,599**

The ornamental design for a removable rear ornamental frame for a mobile phone case, as shown and described.

(22) Filed: **Nov. 28, 2017**

**DESCRIPTION**

(51) **LOC (13) Cl.** ..... **14-03**

(52) **U.S. Cl.**  
USPC ..... **D14/250**

(58) **Field of Classification Search**  
USPC ..... D3/201, 218, 226, 227, 247, 249, 250, D3/269, 303; D13/103, 107, 108, 119; D14/137, 138 R, 138 AA, 138 C, 138 G, D14/172, 192, 203.3–203.7, 217, 238.1, D14/247, 248, 250–253, 434, 440, 447, D14/496  
CPC ..... H04B 1/3888; H04M 1/0283; H04M 1/0202; A45C 1/06; A45C 2011/002; A45C 11/00; A45F 2005/028; A45F 2200/0525

See application file for complete search history.

FIG. 1 is a perspective view of a removable rear ornamental frame for a mobile phone case showing my new design; FIG. 2 is another perspective view thereof; FIG. 3 is a front elevational view thereof; FIG. 4 is a rear elevational view thereof; FIG. 5 is a left side elevational view thereof; FIG. 6 is a right side elevational view thereof; FIG. 7 is a top plan view thereof; FIG. 8 is a bottom plan view thereof; FIG. 9 is a cross-sectional view thereof taken along line 9-9 in FIG. 3; FIG. 10 is another cross-sectional view thereof taken along line 10-10 in FIG. 3; and, FIG. 11 is a perspective view showing the removable rear ornamental frame for a mobile phone case in a state of use. The dash-dash broken lines depicting edges of the article in FIGS. 1-10 represent unclaimed portions of the removable rear ornamental frame for a mobile phone case which form no part of the claimed design. The dash-dash broken lines in FIG. 11 represent environment subject matter which forms no part of the claimed design. The dot-dash broken lines represent unclaimed boundaries to the claim.

(56) **References Cited**

**U.S. PATENT DOCUMENTS**


D39,640 S \* 10/1908 Eustis ..... D6/300  
D659,132 S \* 5/2012 Wen ..... H04B 1/3888  
D14/250

(Continued)

**OTHER PUBLICATIONS**

Introducing the Society6 iPhone 6 Tough Case, publication dat Sep. 11, 2014, [online][site visited Oct. 9, 2019] URL: <https://society6.com/studio/blog/meet-the-new-society6-iphone-6-tough-case>

**1 Claim, 11 Drawing Sheets**








FIG. 1




FIG.2

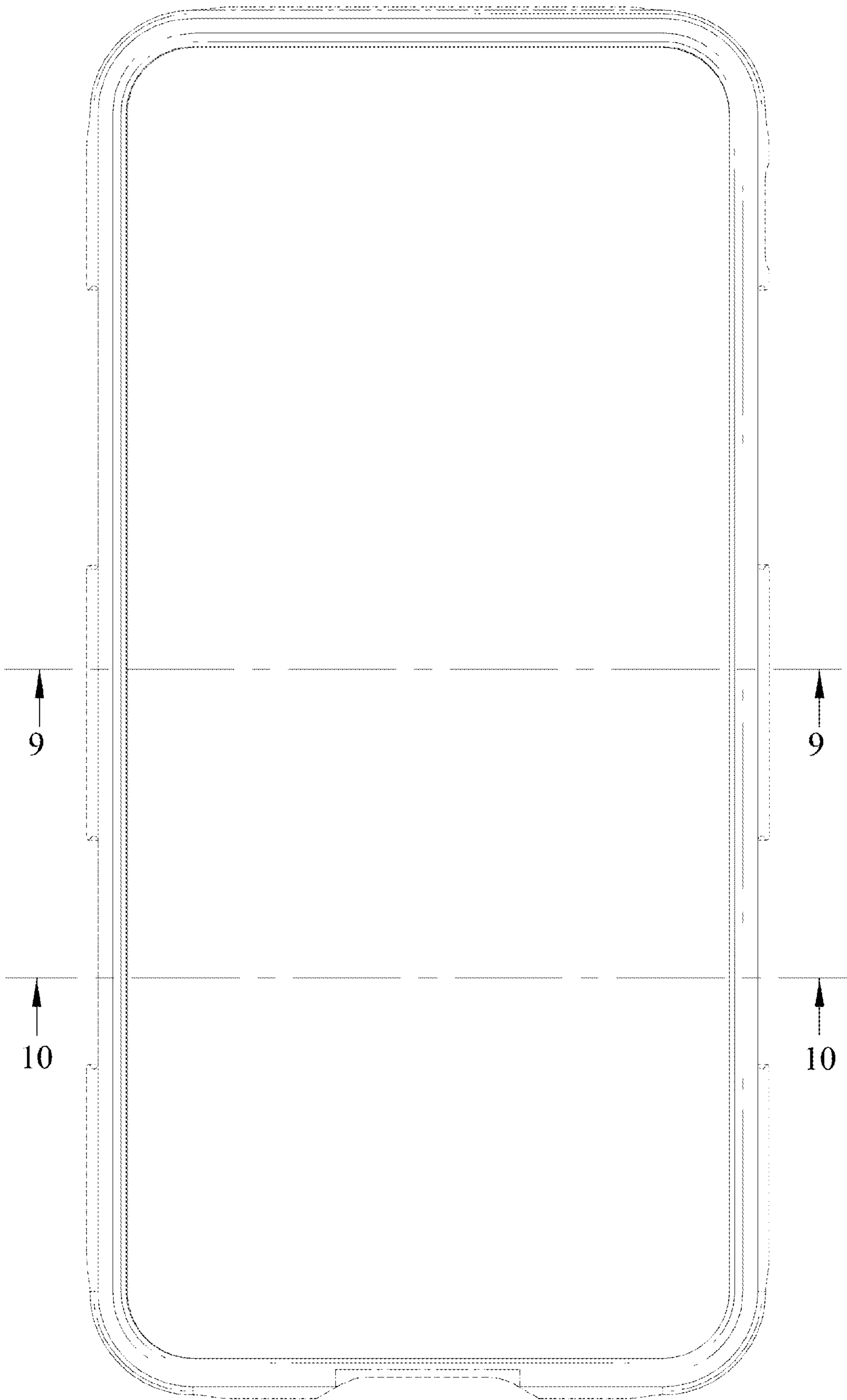


FIG.3






FIG.4

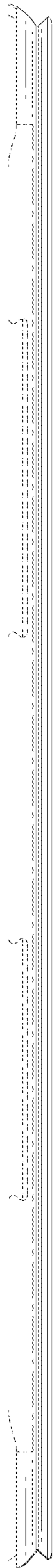


FIG.5

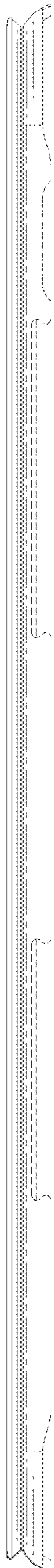


FIG.6






FIG.7




FIG. 8

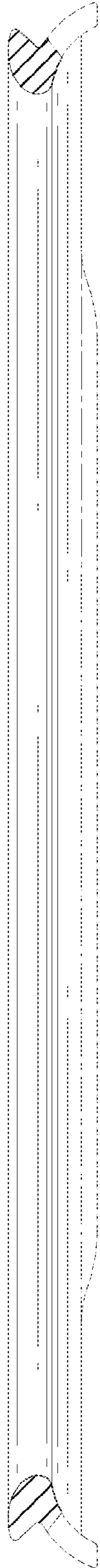


FIG.9

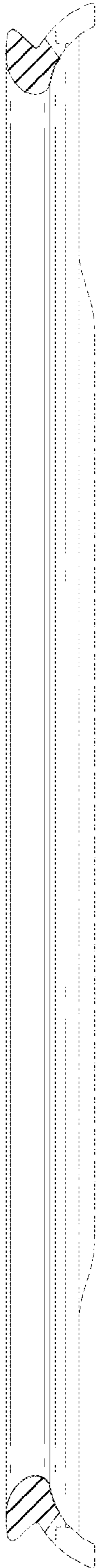


FIG. 10

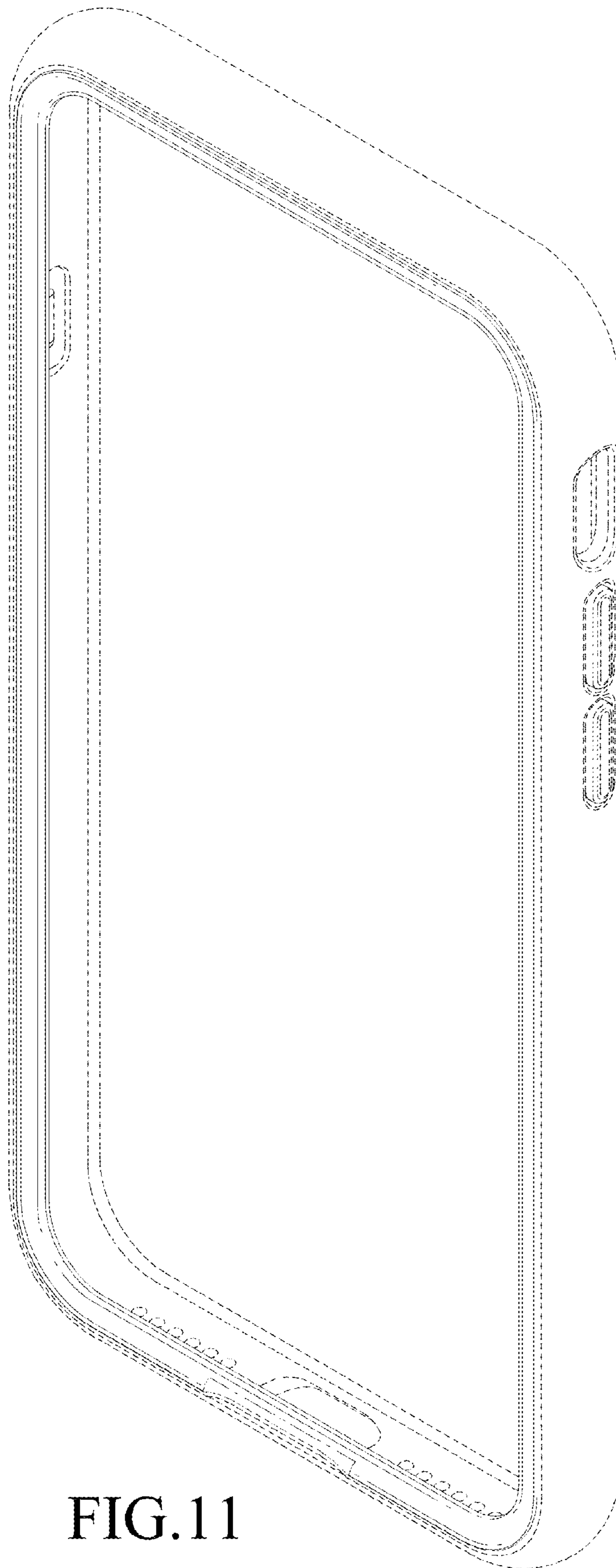


FIG. 11