



US00D915366S

(12) **United States Design Patent** (10) **Patent No.:** **US D915,366 S**
Shu (45) **Date of Patent:** **** Apr. 6, 2021**

(54) **DISPLAY MOUNT**

(71) Applicant: **Shenzhen Prime Technology Co., Ltd,**
Shenzhen (CN)

(72) Inventor: **Hua Shu,** Shenzhen (CN)

(**) Term: **15 Years**

(21) Appl. No.: **29/749,519**

(22) Filed: **Sep. 6, 2020**

(51) **LOC (13) Cl.** **14-03**

(52) **U.S. Cl.**
USPC **D14/239**

(58) **Field of Classification Search**

USPC D14/239, 371, 372, 373, 374, 447-452,
D14/125, 127, 128, 129, 335-337, 375,
D14/376, 377, 341, 126; D8/355, 363,
D8/373; D6/672, 682

CPC F16M 11/2085; F16M 11/2092; F16M
11/2007; F16M 11/2014; F16M 11/2021;
F16M 11/105; F16M 11/10; F16M
11/048; F16M 11/12; F16M 13/022

See application file for complete search history.

(56) **References Cited**

U.S. PATENT DOCUMENTS

D517,085 S * 3/2006 Deuschle D14/451
D528,901 S * 9/2006 David D8/373
D532,290 S * 11/2006 David D8/373
D538,632 S 3/2007 Ly Hau et al.
D561,562 S 2/2008 Wohlford et al.
D588,118 S * 3/2009 Townsend D14/239
D593,081 S * 5/2009 Grolle D14/239
D631,875 S * 2/2011 Skull D14/239
D671,922 S * 12/2012 Sexton D14/239
D684,566 S * 6/2013 Sexton D14/239
D691,121 S * 10/2013 Luijben D14/239
D904,361 S * 12/2020 Pei D14/239

D905,070 S * 12/2020 Pei D14/451
2006/0065806 A1 * 3/2006 Shin F16M 13/02
248/325
2008/0073471 A1 * 3/2008 Beger F16M 13/02
248/309.1

FOREIGN PATENT DOCUMENTS

CN 301996833 * 7/2012

OTHER PUBLICATIONS

Amazon. Link: https://www.amazon.com/dp/B01JRNIWJG/ref=cm_sw_em_r_mt_dp_dIT1_EFMMF2N8G2YQZ4QHDG5QN. Jun. 13, 2017. Perlesmith Tilting TV Wall Mount Bracket Low Profile. (Year: 2017).*

Amazon. Link: https://www.amazon.com/dp/B07X452ZCZ/ref=cm_sw_em_r_mt_dp_V290Fb218WNCJ?_encoding=UTF8&psc=1. Aug. 28, 2019. 1byhome TV Wall Mount Bracket. (Year: 2019).*

Amazon. Link: https://www.amazon.com/dp/B08L39HJ94/ref=cm_sw_em_r_mt_dp_V9FKTBDH0KQRR6ZECHRE?_encoding=UTF8&psc=1. Dec. 3, 2020. Charmount Tilting TV Wall Mount. (Year: 2020).*

* cited by examiner

Primary Examiner — Lauren D McVey
(74) *Attorney, Agent, or Firm* — W&K IP

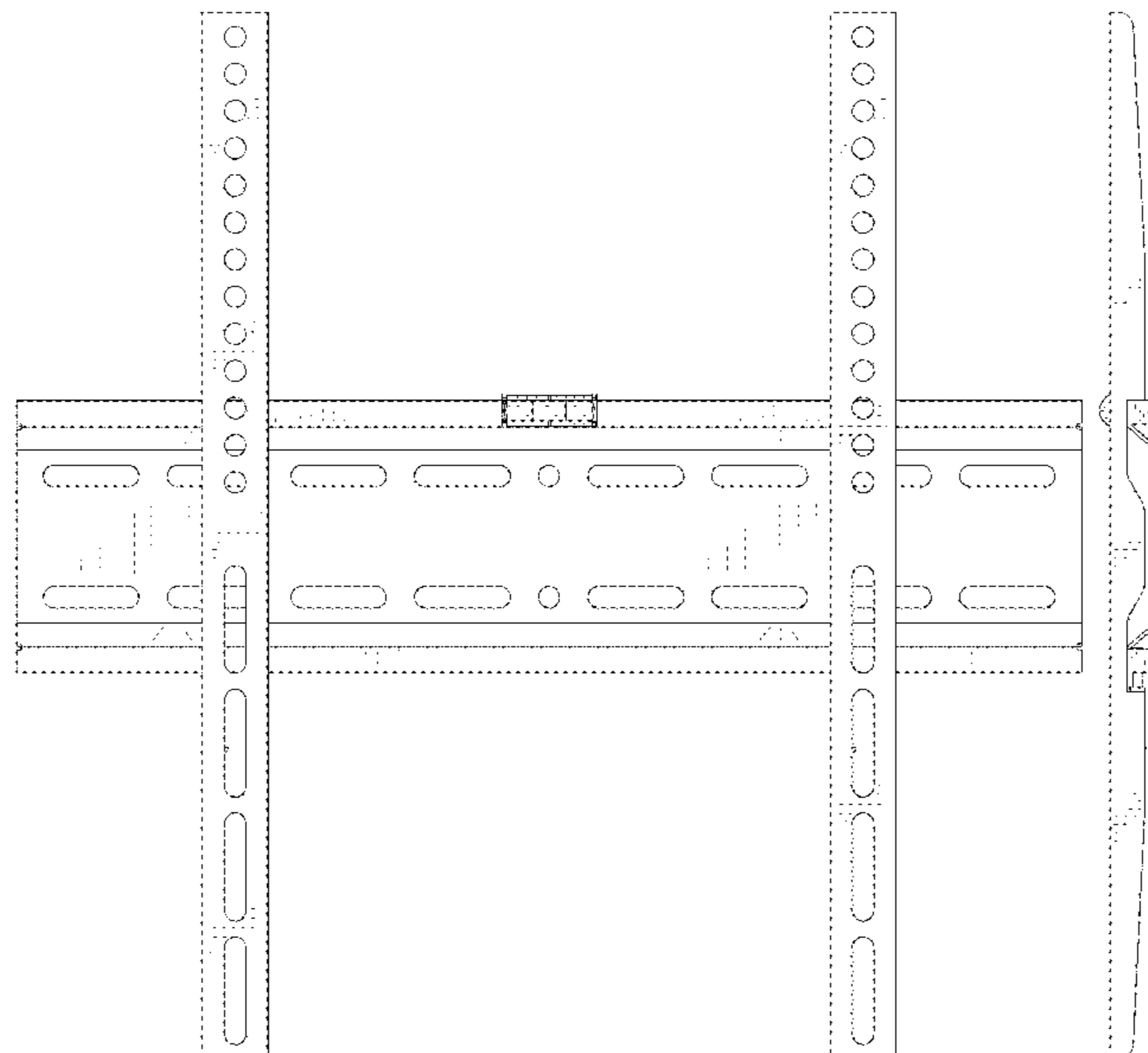
(57) **CLAIM**

The ornamental design for a display mount, as shown and described.

DESCRIPTION

FIG. 1 is a perspective view of a display mount showing my new design;
FIG. 2 is a front view thereof;
FIG. 3 is a rear view thereof;
FIG. 4 is a left side view thereof;
FIG. 5 is a right side view thereof;
FIG. 6 is a top plan view thereof; and,
FIG. 7 is a bottom plan view thereof.

1 Claim, 7 Drawing Sheets



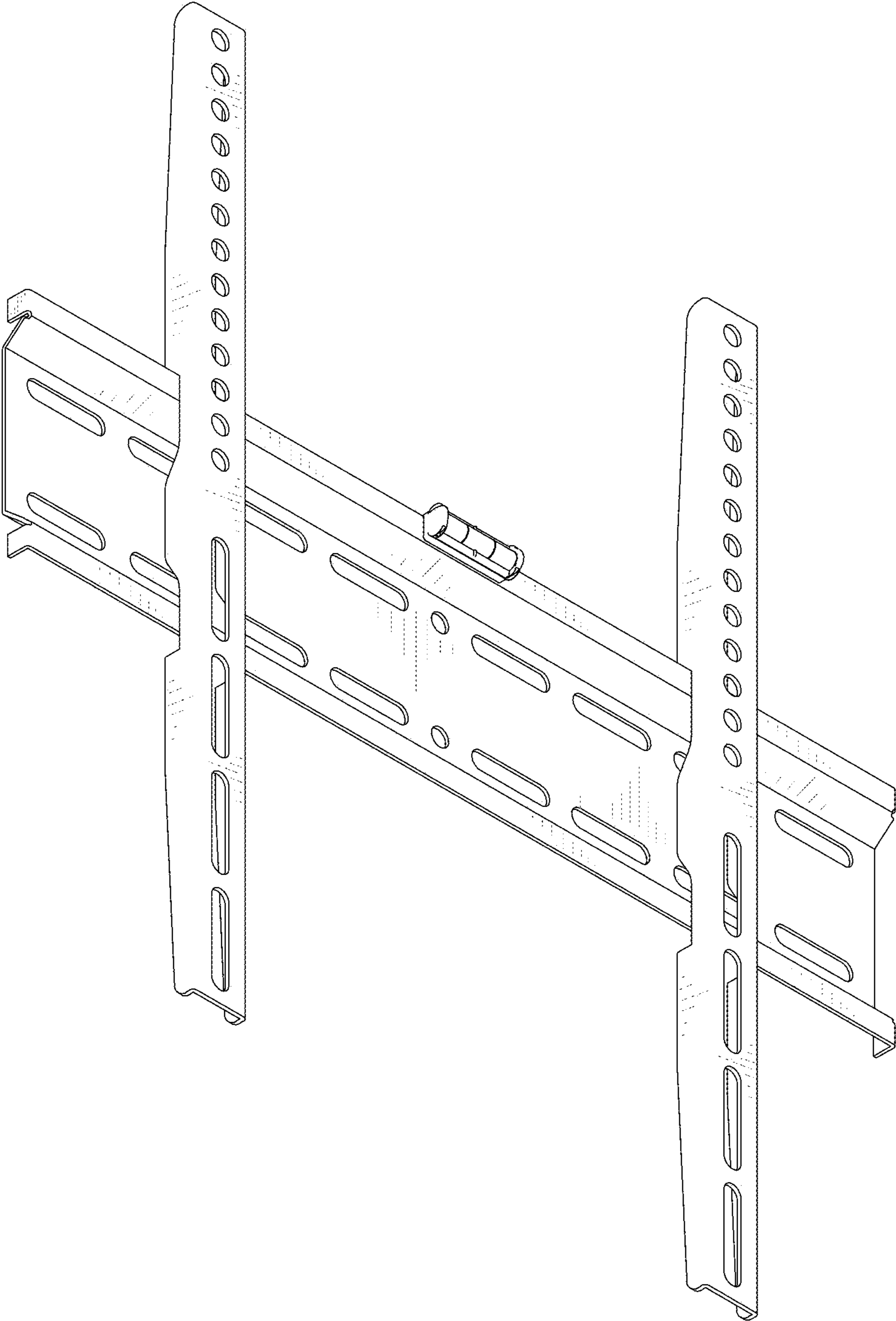


FIG.1

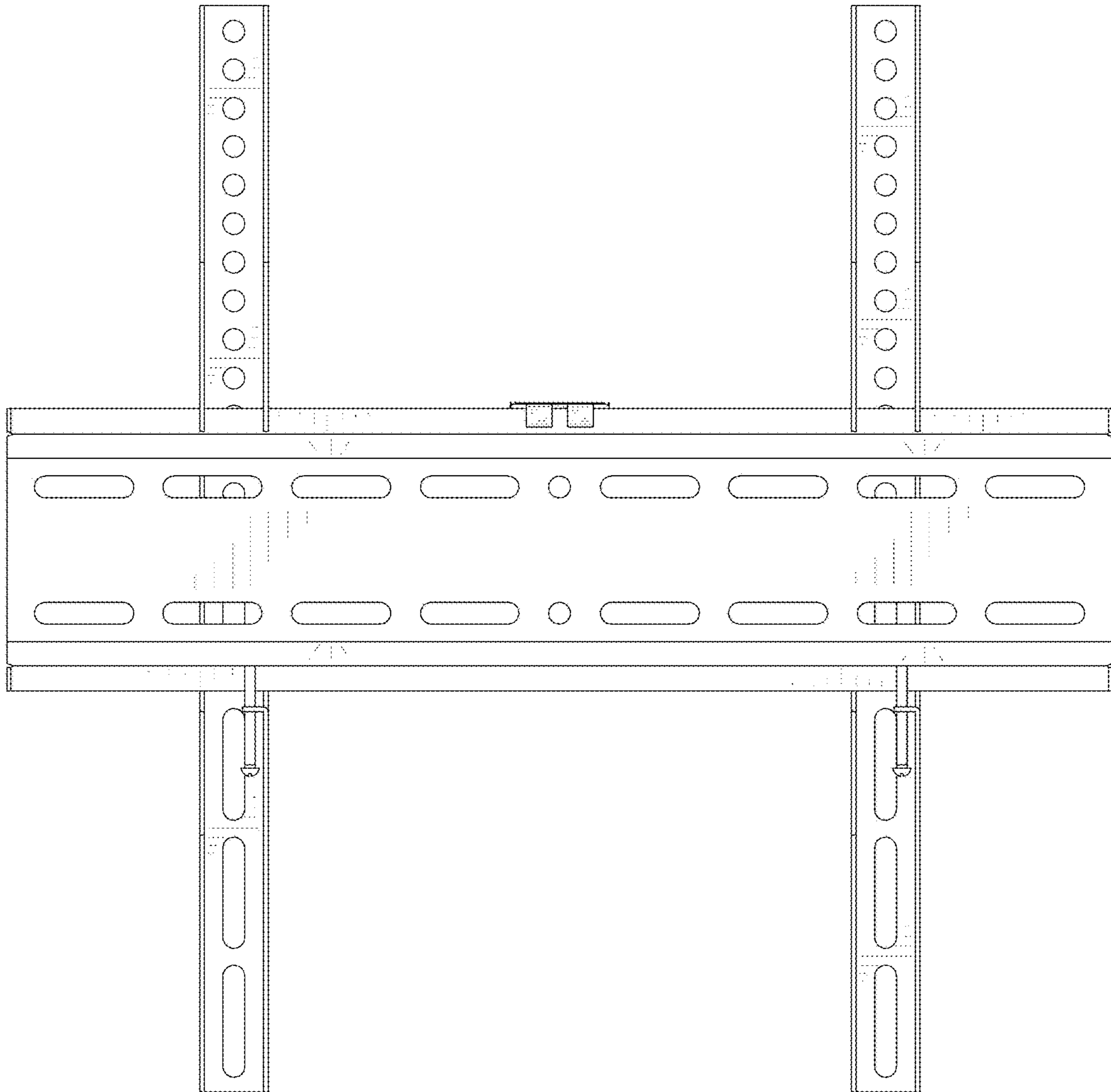


FIG. 2

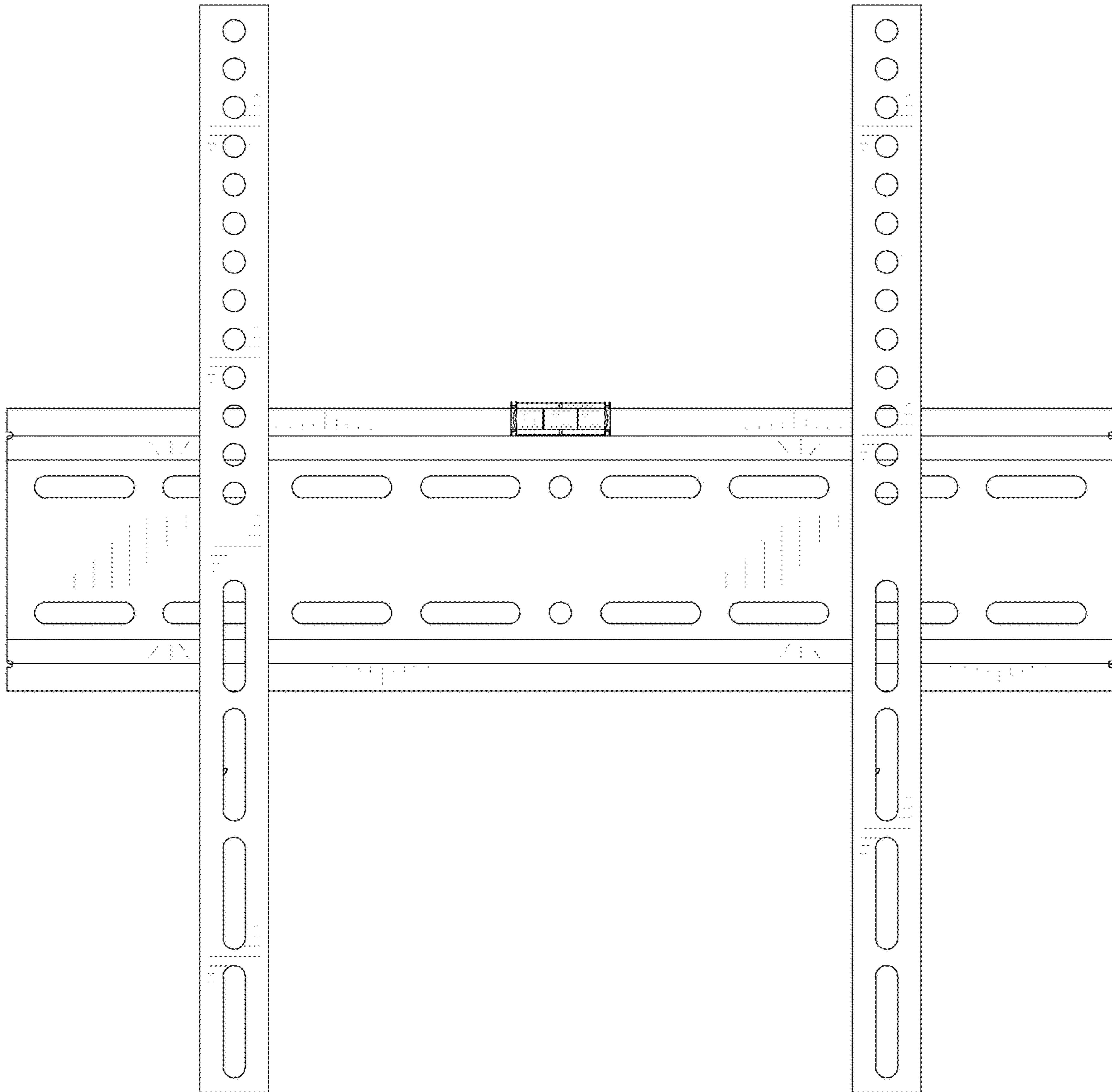


FIG. 3

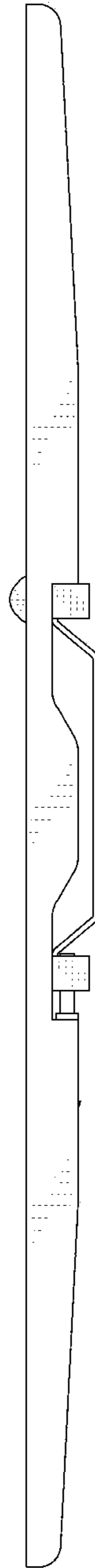


FIG. 4

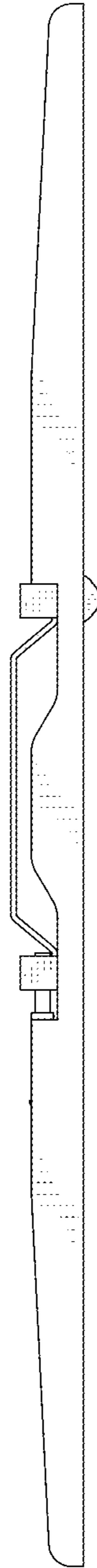


FIG. 5

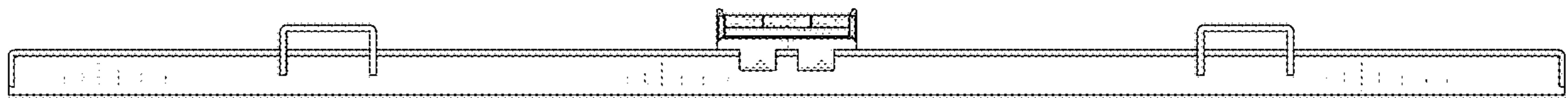


FIG.6

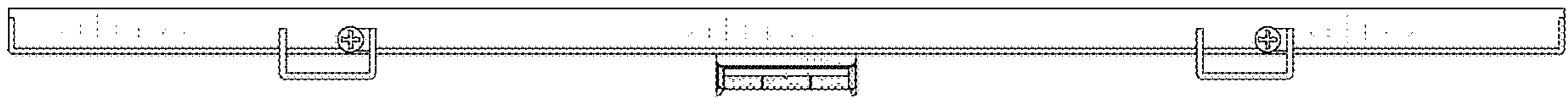


FIG. 7