



US00D915357S

(12) **United States Design Patent**
Gao

(10) **Patent No.:** **US D915,357 S**

(45) **Date of Patent:** **** Apr. 6, 2021**

(54) **EARPHONE**

(71) Applicant: **Feng Gao**, Hunan (CN)

(72) Inventor: **Feng Gao**, Hunan (CN)

(**) Term: **15 Years**

(21) Appl. No.: **29/735,134**

(22) Filed: **May 19, 2020**

D526,613 S *	8/2006	Zeiler	D13/107
D537,812 S *	3/2007	Erich	D14/206
D538,792 S *	3/2007	Kim	D14/223
D542,267 S *	5/2007	Cha	D14/206
D545,813 S *	7/2007	Ma	D14/223
D552,596 S *	10/2007	Christopher	D14/205
D555,151 S *	11/2007	Eklund	D14/223
D555,152 S *	11/2007	Wang	D14/223
D561,743 S *	2/2008	Huang	D14/223
D562,310 S *	2/2008	Moon	D14/223
D566,108 S *	4/2008	Kan	D14/223
D579,006 S *	10/2008	Kim	D14/223

(Continued)

Related U.S. Application Data

(62) Division of application No. 29/717,312, filed on Dec. 16, 2019, now Pat. No. Des. 888,023.

(30) **Foreign Application Priority Data**

Nov. 1, 2019 (CN) 201930599367.3

(51) **LOC (13) Cl.** **14-01**

(52) **U.S. Cl.**
USPC **D14/223**

(58) **Field of Classification Search**

USPC D14/223, 205; D24/174; 128/864, 865,
128/866; 381/380, 381, 374; 455/90.3,
455/575.1, 569.1

CPC H04R 1/10; H04R 25/00; H04R 1/1016;
H04R 1/1066; H04R 5/033; H04R
5/0335; H04R 1/105

See application file for complete search history.

(56) **References Cited**

U.S. PATENT DOCUMENTS

2,009,390 A *	7/1935	Bayardi	A44C 17/001 63/32
D389,139 S *	1/1998	Oross	D14/137
D471,889 S *	3/2003	Rath	D14/205
D494,570 S *	8/2004	Ma	D14/223
D514,549 S *	2/2006	Rath	D14/223
D525,947 S *	8/2006	Gerard	D13/168

FOREIGN PATENT DOCUMENTS

CN	305125193	*	4/2019
CN	305125194	*	4/2019
EM	004596161-0001	*	1/2018

Primary Examiner — Paula Allen Greene

(74) *Attorney, Agent, or Firm* — True Shepherd LLC;
Andrew C. Cheng

(57) **CLAIM**

The ornamental design for earphone, as shown and described.

DESCRIPTION

FIG. 1 is a perspective view of an earphone showing my new design;

FIG. 2 is another perspective view thereof;

FIG. 3 is a front view thereof;

FIG. 4 is a rear view thereof;

FIG. 5 is a right side view thereof;

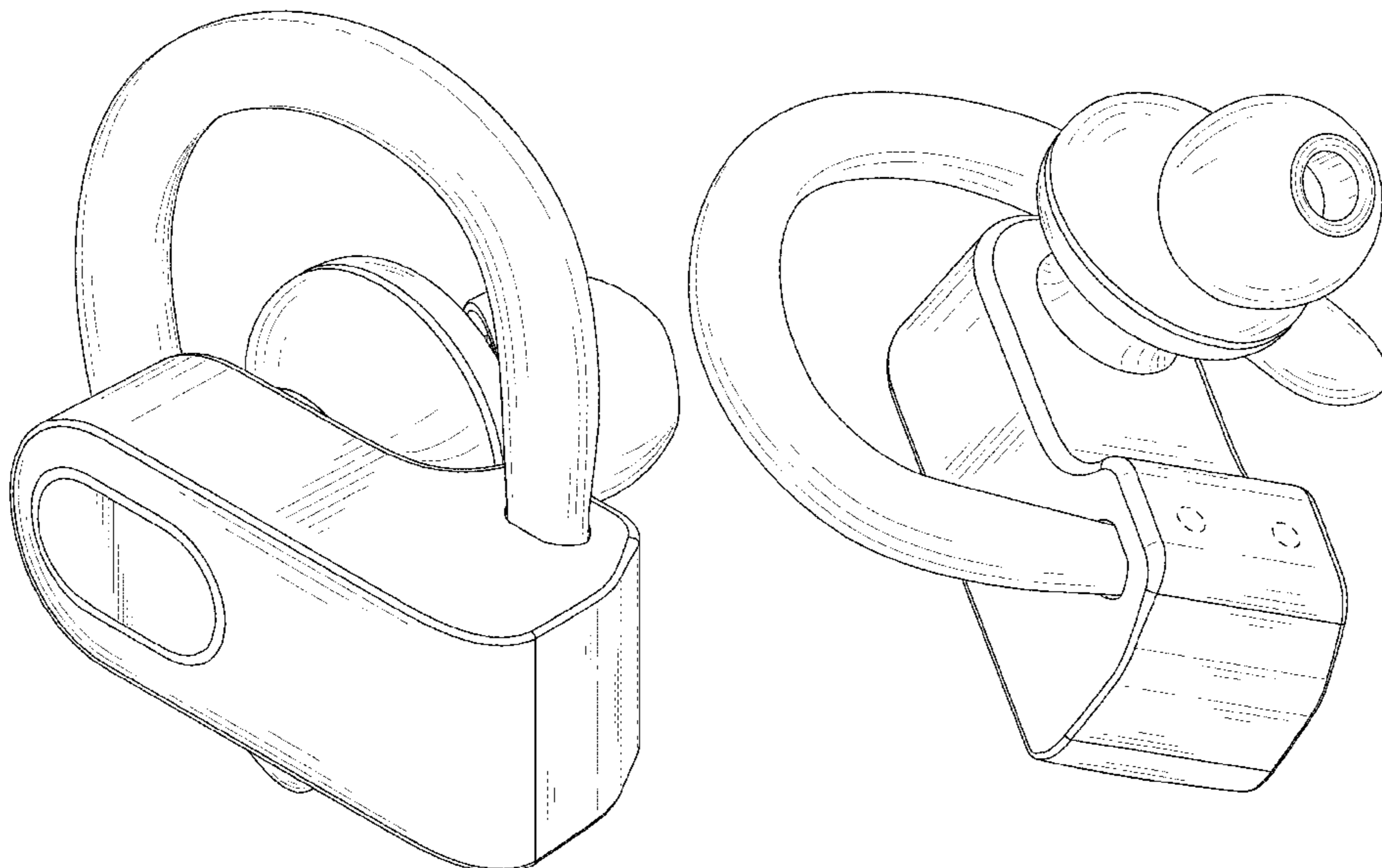
FIG. 6 is a left side view thereof;

FIG. 7 is a top plan view thereof; and,

FIG. 8 is a bottom plan view thereof.

The claimed design is defined by the shaded surface adjacent the broken lines; the broken lines depict unclaimed environment and form no part of the claimed design.

1 Claim, 8 Drawing Sheets



(56)

References Cited

U.S. PATENT DOCUMENTS

D582,899 S * 12/2008 Wai D14/205
 D583,804 S * 12/2008 Mahler D14/223
 D597,084 S * 7/2009 Gondo D14/223
 D602,476 S 10/2009 Lee et al.
 D603,378 S * 11/2009 Paradise D14/223
 D603,847 S * 11/2009 Chung D14/223
 D605,294 S * 12/2009 Bergstrom D24/174
 D606,050 S * 12/2009 Nousiainen D14/223
 7,681,577 B2 * 3/2010 Blanchard A61F 11/08
 128/864
 D626,946 S * 11/2010 Lee D14/223
 D648,710 S * 11/2011 Ha D14/223
 8,068,633 B2 * 11/2011 Lee H04R 1/1033
 381/384
 D649,958 S * 12/2011 Park D14/223
 D656,490 S * 3/2012 Birger D14/223
 D661,284 S * 6/2012 Brandis D14/223
 D662,088 S * 6/2012 Brandis D14/223
 8,265,328 B2 * 9/2012 Milde H04R 1/1066
 381/381

D669,887 S * 10/2012 Maddern D14/223
 8,285,208 B2 * 10/2012 Terlizzi H04M 1/6058
 455/41.2
 D690,288 S * 9/2013 Son D14/223
 D712,382 S * 9/2014 Brunner D14/223
 D740,260 S * 10/2015 Brunner D14/223
 D741,299 S * 10/2015 Brunner D14/223
 D743,945 S * 11/2015 Brunner D14/223
 D743,946 S * 11/2015 Brunner D14/223
 D780,721 S * 3/2017 Brunner D14/223
 D844,588 S * 4/2019 Brunner D14/223
 D850,408 S 6/2019 Kawabata
 D858,482 S * 9/2019 Ma D14/205
 D868,749 S * 12/2019 Brunner D14/223
 D873,274 S 1/2020 Bolotin et al.
 D888,023 S * 6/2020 Gao D14/223
 D890,137 S * 7/2020 Ma D14/223
 D907,608 S * 1/2021 Xie D14/223
 2009/0116678 A1 * 5/2009 Bevirt H04M 1/05
 381/381
 2010/0166208 A1 * 7/2010 Kato H04R 5/0335
 381/74
 2017/0105679 A1 * 4/2017 Gil A61B 5/02055

* cited by examiner

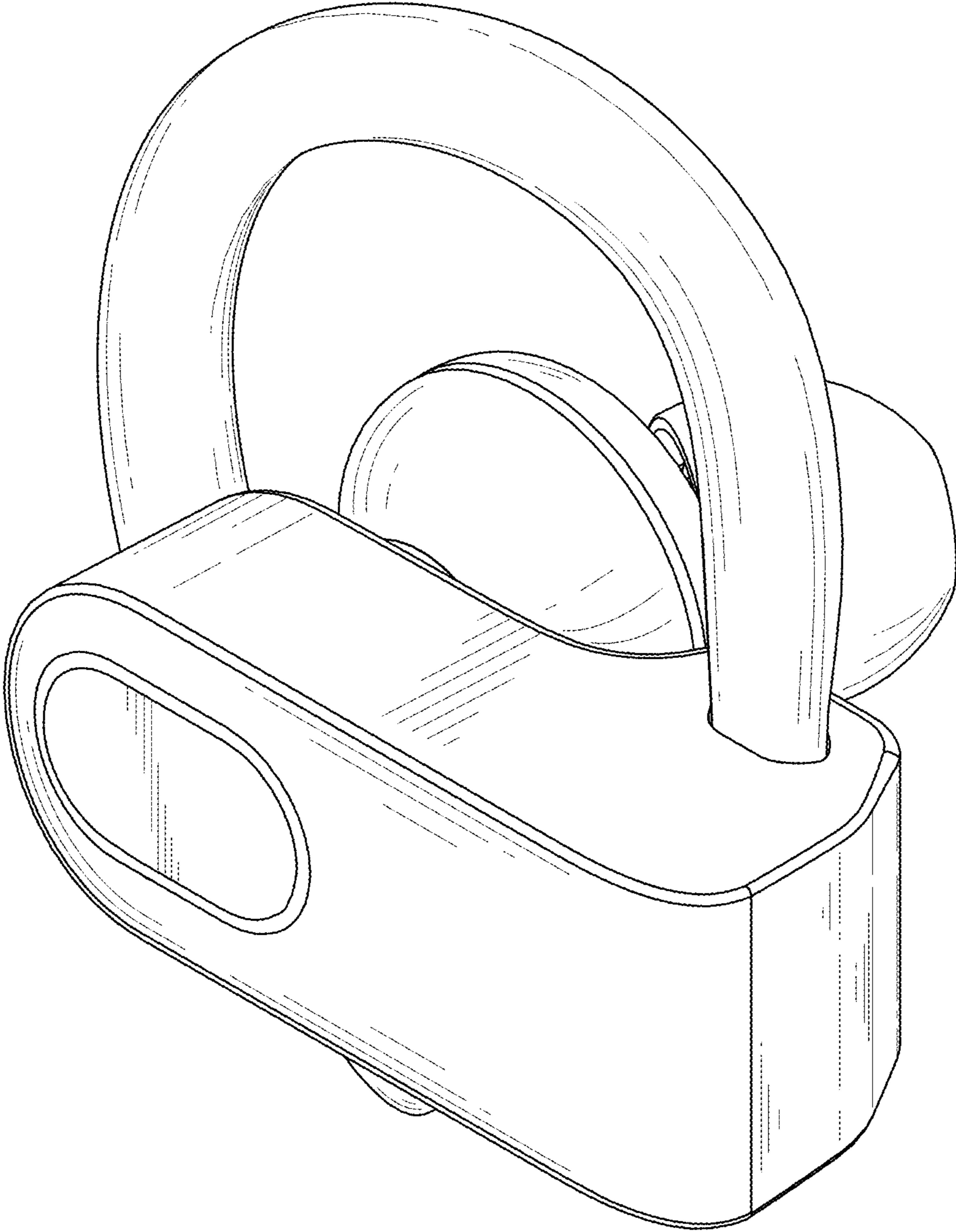


FIG. 1

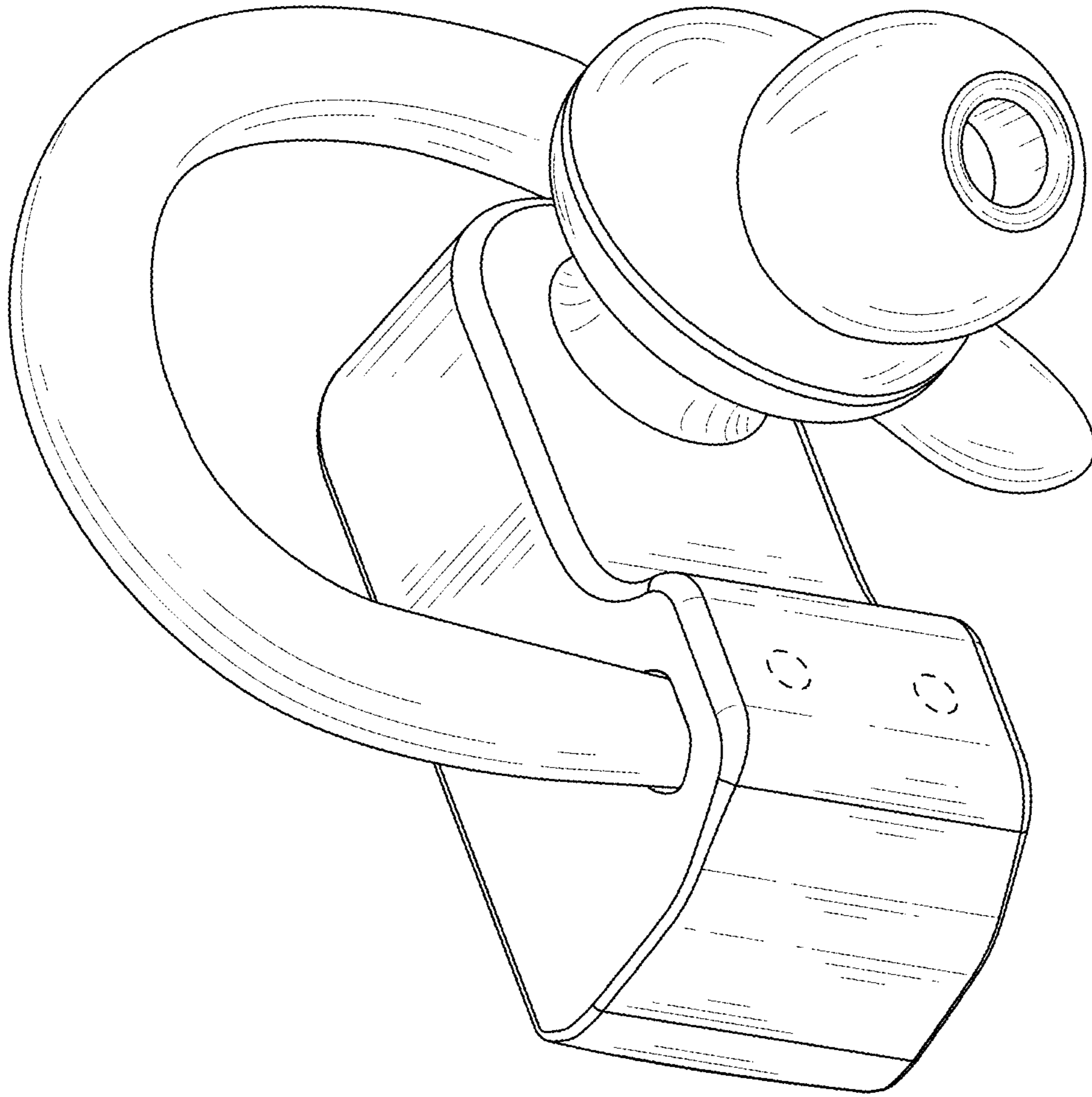


FIG. 2

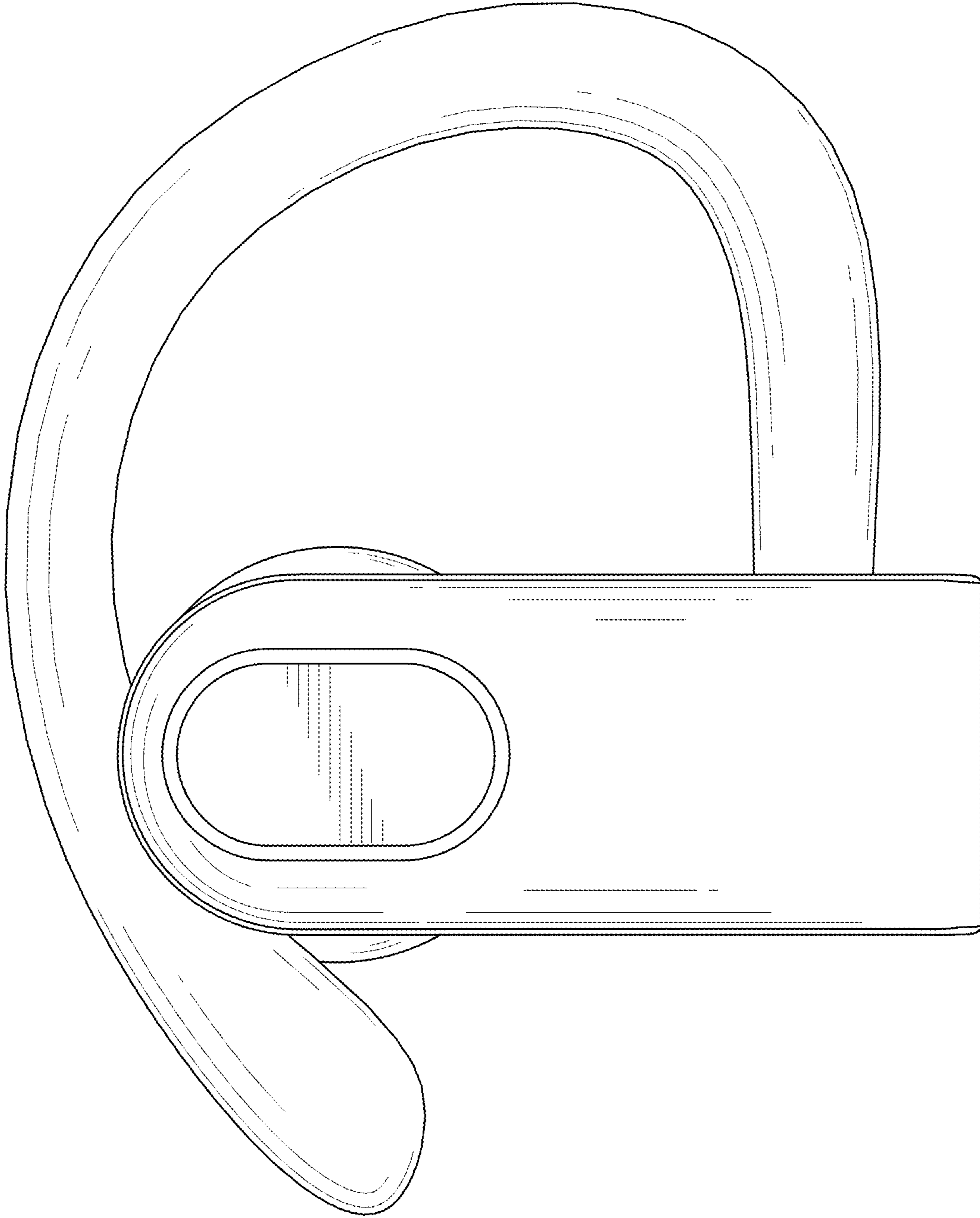


FIG. 3

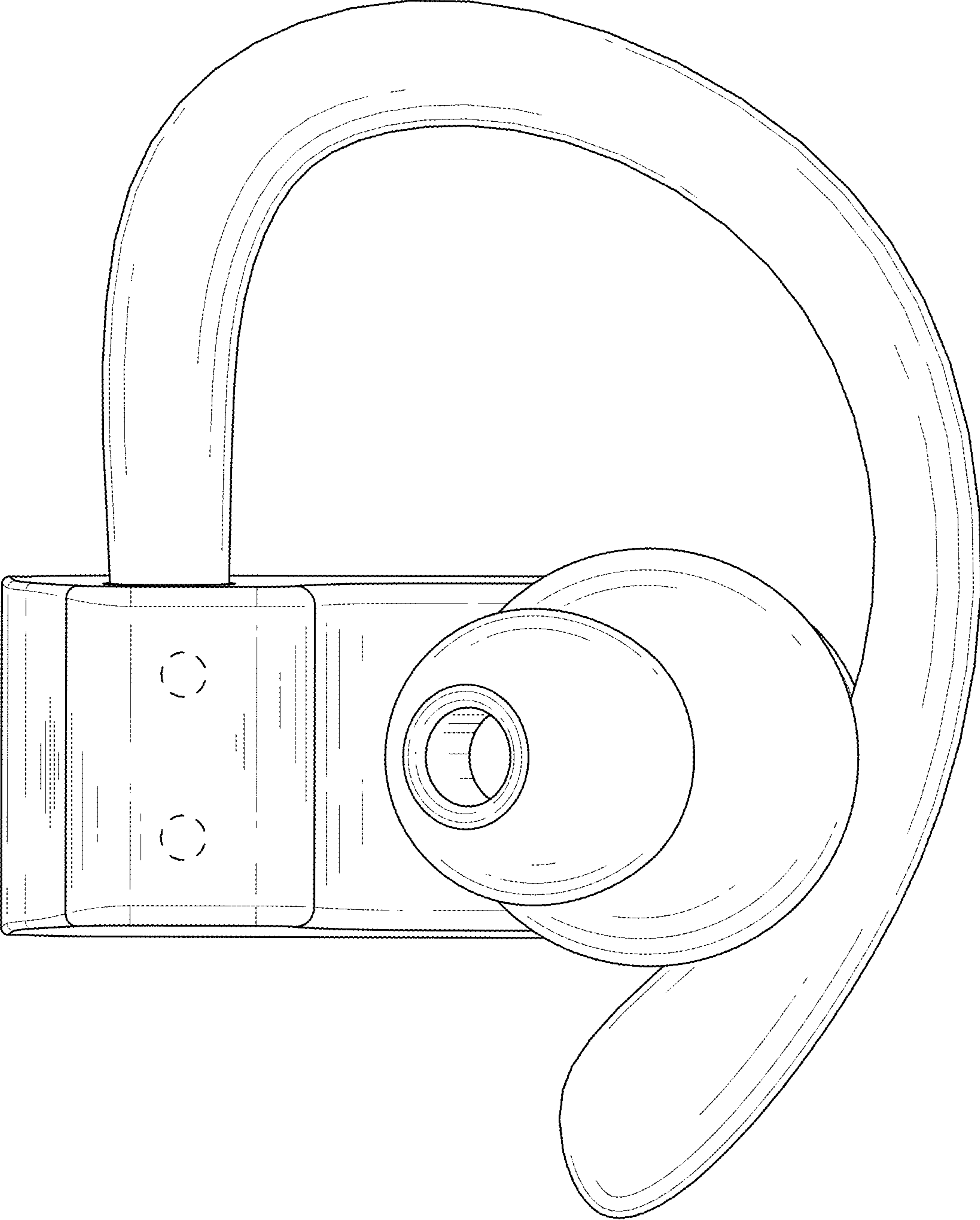


FIG. 4

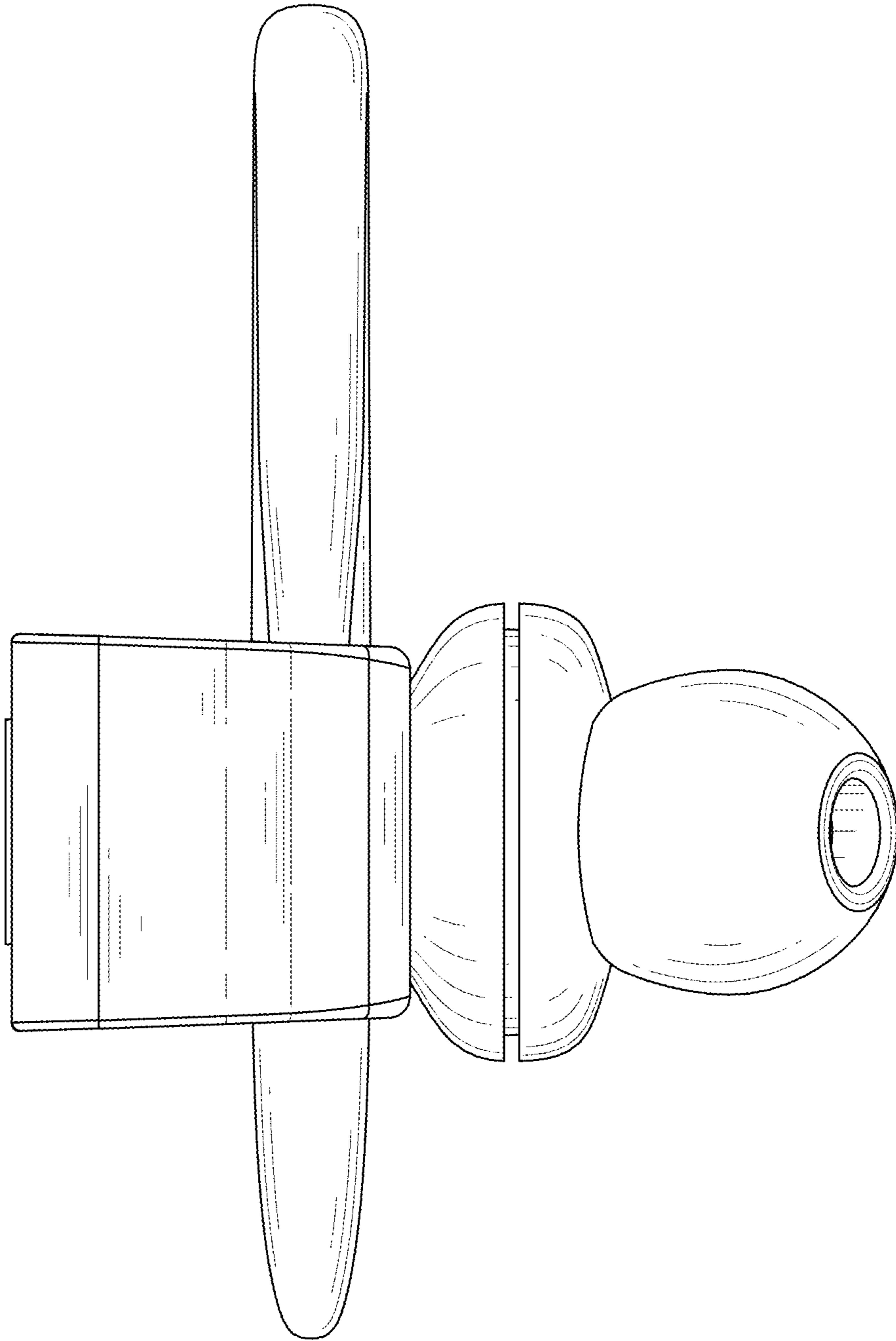


FIG. 5

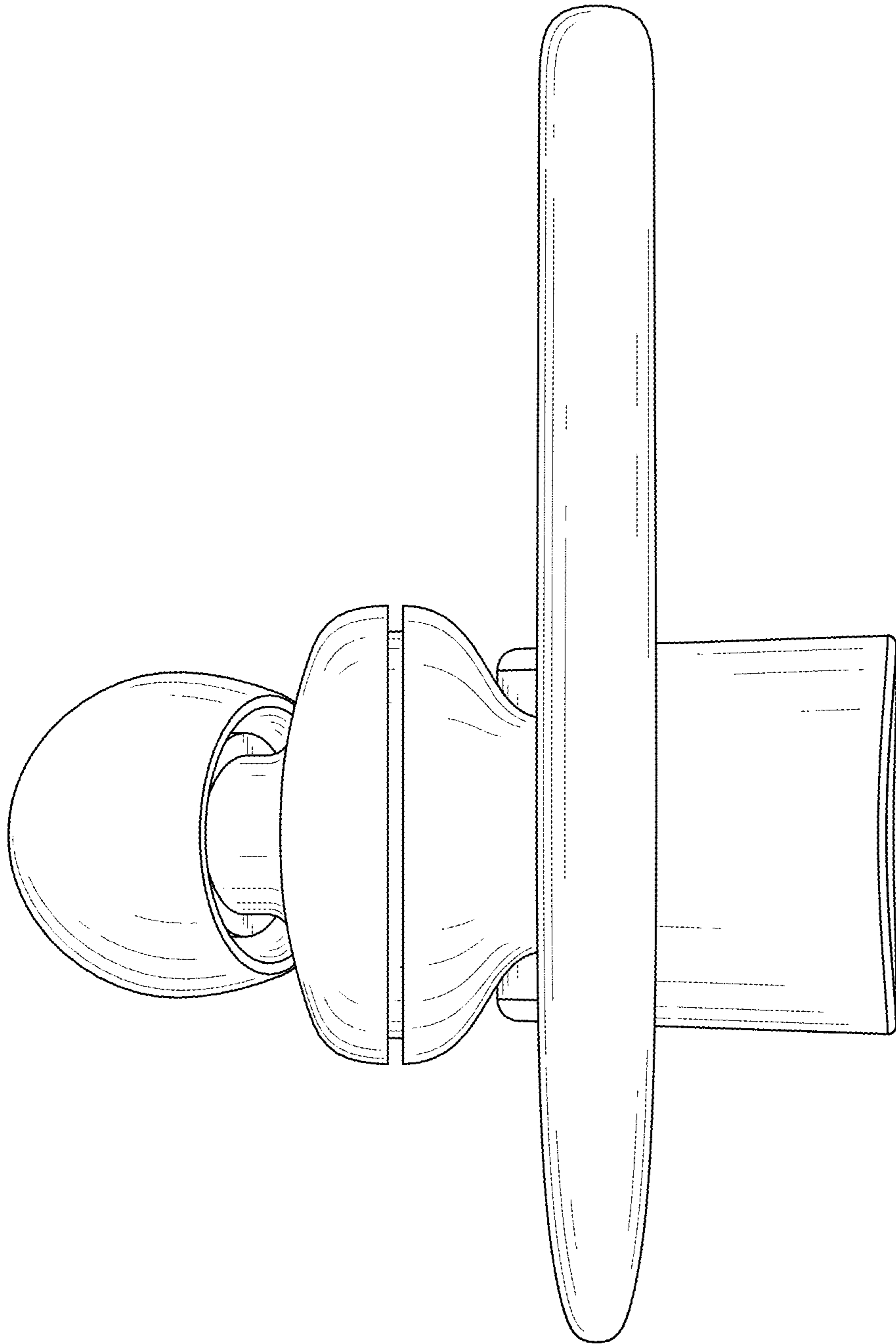


FIG. 6




FIG. 7

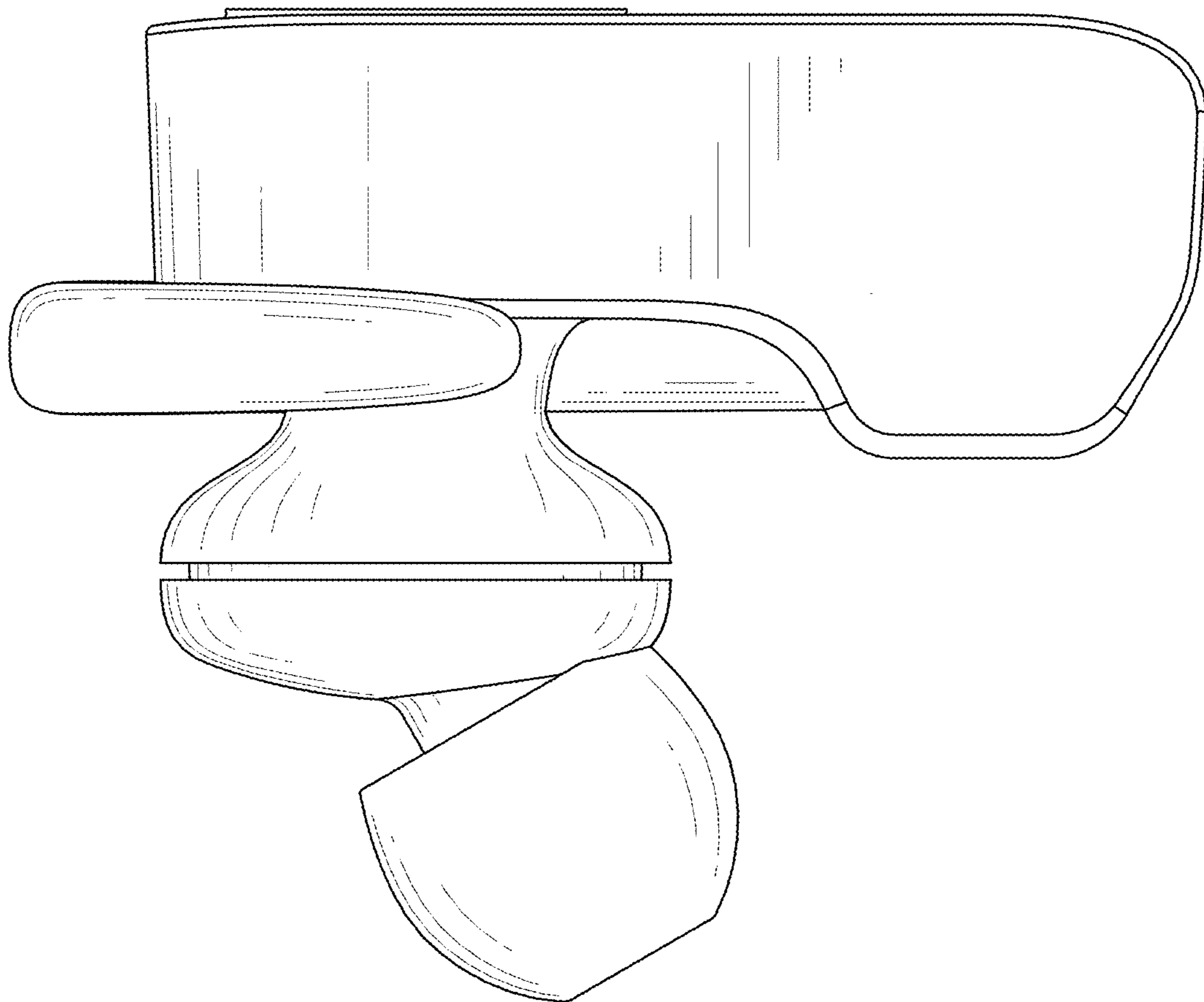


FIG. 8