



US00D915296S

(12) **United States Design Patent** (10) **Patent No.:** **US D915,296 S**
Nauroy (45) **Date of Patent:** **** Apr. 6, 2021**

(54) **CHARGING CABLE**

(71) Applicant: **Design Pool Limited**, Wanchai (HK)

(72) Inventor: **Fabien Malcolm Nauroy**, Hong Kong (HK)

(73) Assignee: **Design Pool Limited**, Wanchai (HK)

(**) Term: **15 Years**

(21) Appl. No.: **29/676,616**

(22) Filed: **Jan. 11, 2019**

(30) **Foreign Application Priority Data**

Jul. 12, 2018 (HK) 1801411.2

(51) **LOC (13) Cl.** **13-03**

(52) **U.S. Cl.**
USPC **D13/153**

(58) **Field of Classification Search**
USPC D13/101, 107, 110, 118, 133, 147, 153,
D13/154; D14/432, 433, 435.1
CPC H01R 12/58; H01R 24/20; H01R 24/00;
H01R 12/592
See application file for complete search history.

(56) **References Cited**

U.S. PATENT DOCUMENTS

D491,144 S *	6/2004	Jiang	D14/435.1
D527,346 S *	8/2006	Brodin	D13/146
D546,284 S *	7/2007	Weikel	D13/133
D564,971 S *	3/2008	Victor	D13/146
D573,537 S *	7/2008	Svoboda	D13/133
7,521,634 B2 *	4/2009	Clem	G01R 1/06788 174/113 R
D635,930 S *	4/2011	Li	D13/147
D691,140 S *	10/2013	Huang	D14/433
D813,873 S *	3/2018	Pathak	D14/433

9,954,380 B2 *	4/2018	Miller	H02J 7/0042
D838,242 S *	1/2019	Andre	D13/108
D841,575 S *	2/2019	Hsieh	D13/108
2013/0043827 A1 *	2/2013	Weinstein	H02J 7/0027 320/103

OTHER PUBLICATIONS

“Native Union Cone Cable”. Found online May 14, 2020 at amazon.com. Reference dated Aug. 20, 2018. Retrieved from https://www.amazon.com/dp/B07HJC9VQ8/ref=sspa_dk_detail_0. (Year: 2018).*

(Continued)

Primary Examiner — Kendra Leslie Hamilton
Assistant Examiner — Amanda Christensen
(74) *Attorney, Agent, or Firm* — JCIP; Joseph G. Chu; Jeremy I. Maynard

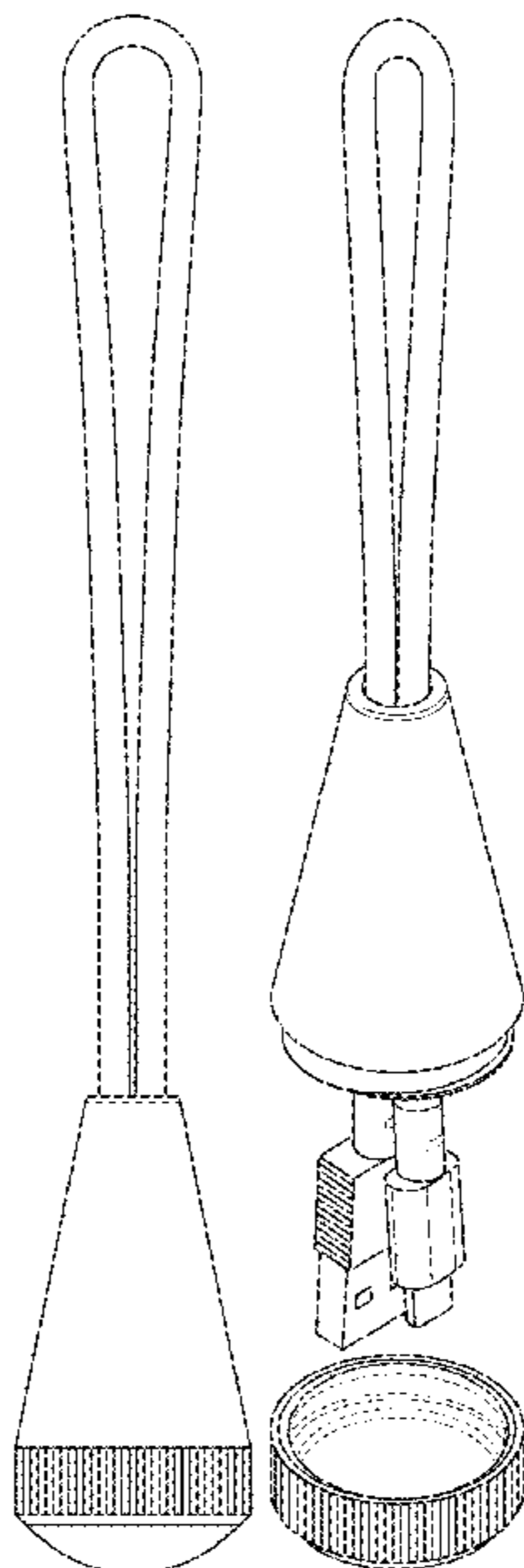
(57) **CLAIM**

The ornamental design for a charging cable, as shown and described.

DESCRIPTION

FIG. 1 is a front elevation view of a charging cable, showing my new design;
FIG. 2 is a back elevation view thereof;
FIG. 3 is a left side elevation view thereof;
FIG. 4 is a right side elevation view thereof;
FIG. 5 is a top plan view thereof;
FIG. 6 is a bottom plan view thereof;
FIG. 7 is a front, top, left perspective view thereof; and,
FIG. 8 is a front, top, left perspective view of the charging cable of FIG. 1, shown in an open configuration.
The equal-length broken lines in the drawings depict portions of the charging cable that form no part of the claimed design.

1 Claim, 8 Drawing Sheets



(56)

References Cited

OTHER PUBLICATIONS

“Jasonic USB Hub”. Found online May 14, 2020 at us.aving.net. Reference dated Apr. 18, 2007. Retrieved from http://us.aving.net/news/view.php?mn_name=exhi&articleId=43872&sp_num=76. (Year: 2007).*

“LifeProof LIFEACTÍV Lanyard Cable”. Found online May 14, 2020 at [amazon.com](https://www.amazon.com). Reference dated Aug. 16, 2017. Retrieved from https://www.amazon.com/LifeProof-LIFEACT%C3%8DV-USB-Lanyard-Cable/dp/B00Z7SQ4SM/ref=sr_1_1?dchild=1&keywords=B00Z7sq4sm&qid=1589461918&sr=8-1. (Year: 2017).*

“CHAFON Multi Charging Cable”. Found online May 14, 2020 at [amazon.com](https://www.amazon.com). Reference dated Nov. 15, 2017. Retrieved from https://www.amazon.com/CHAFON-Replacement-Charging-Connectors-Nylon-Braided/dp/B077GTSLTI/ref=pd_sbs_328_5/133-0481111-3938763?th=1. (Year: 2017).*

* cited by examiner

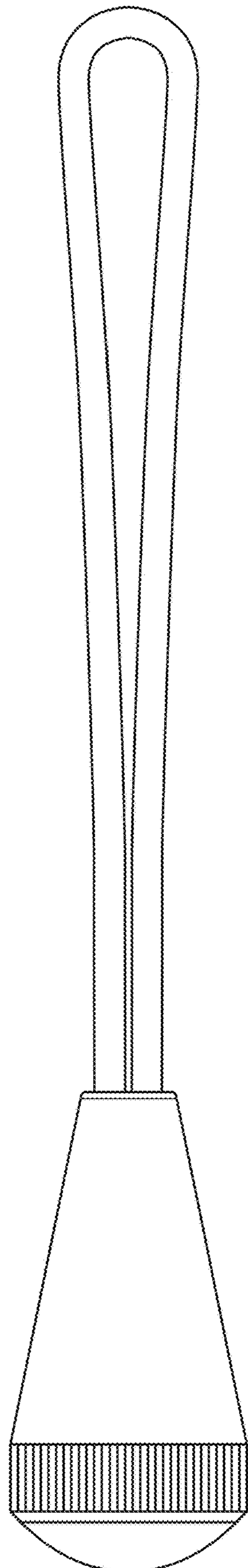


FIG. 1

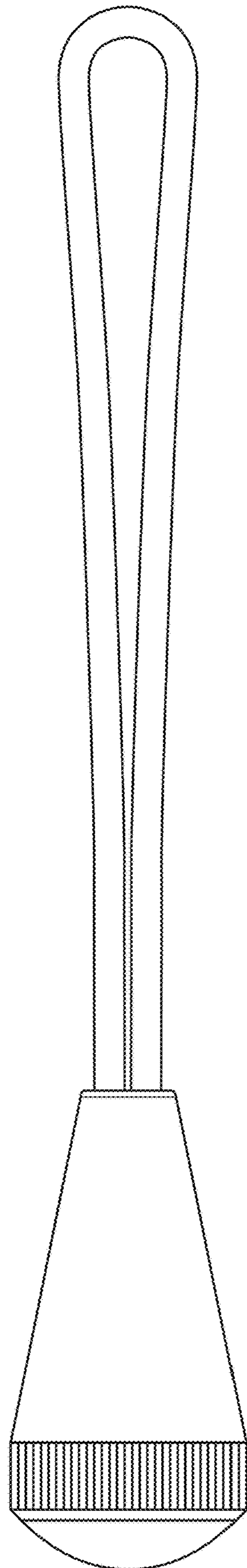


FIG. 2

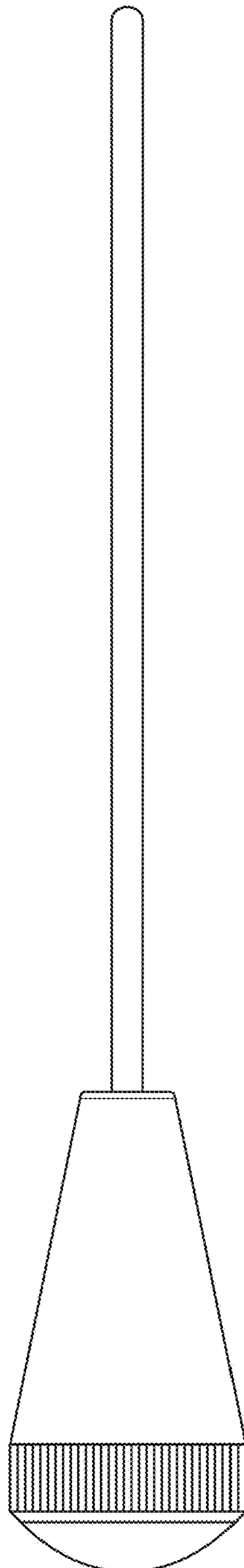


FIG. 3

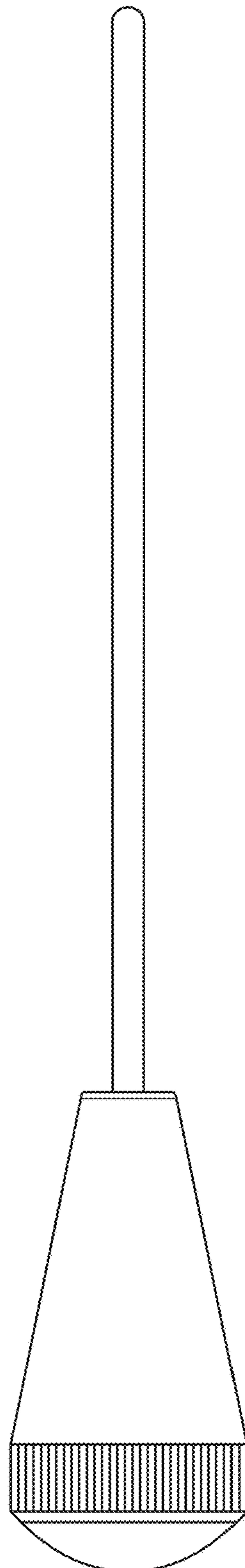


FIG. 4

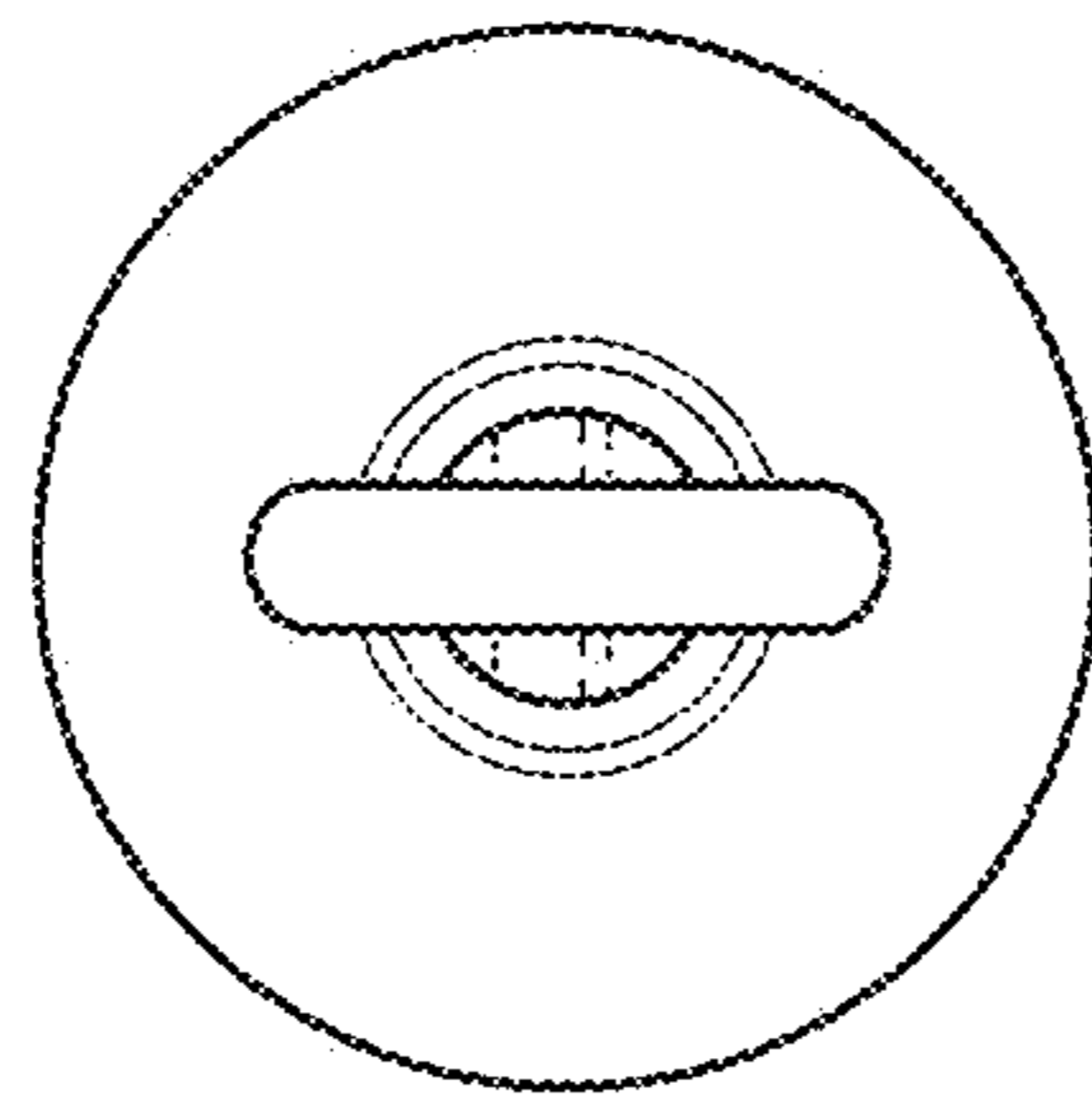


FIG. 5




FIG. 6

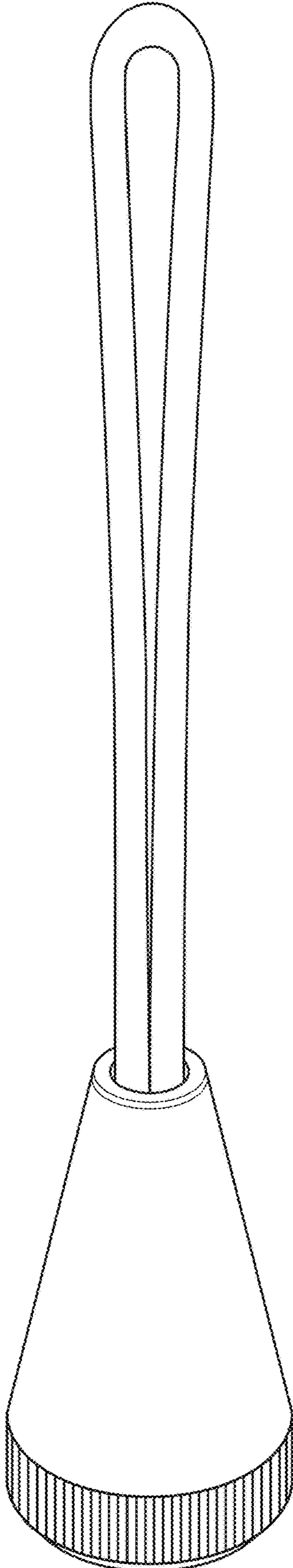


FIG. 7

