



US00D915281S

(12) **United States Design Patent** (10) **Patent No.:** **US D915,281 S**
Pilliod et al. (45) **Date of Patent:** **** Apr. 6, 2021**

(54) **GRILL PORTION FOR A BATTERY ENCLOSURE**

(71) Applicant: **TESLA, INC.**, Palo Alto, CA (US)

(72) Inventors: **Michael Pilliod**, Los Angeles, CA (US);
Kevin Fine, Redwood City, CA (US);
Radu Muntean, Los Angeles, CA (US);
Javier Verdura, Rancho Palos Verdes, CA (US); **Franz Von Holzhausen**, Malibu, CA (US)

(73) Assignee: **TESLA, INC.**, Palo Alto, CA (US)

(**) Term: **15 Years**

(21) Appl. No.: **29/602,050**

(22) Filed: **Apr. 27, 2017**

(51) **LOC (13) Cl.** **13-02**

(52) **U.S. Cl.**
USPC **D13/119**

(58) **Field of Classification Search**
USPC D13/102-106, 110, 118-121, 184, 199
CPC Y02E 60/12; Y02E 60/122; Y02E 60/124;
Y02E 60/50; H01M 2/02; H01M 2/022;
H01M 2/0202; H01M 2/0207; H01M 2/0212; H01M 2/1061; H01M 2/1022;
H01M 2/1055; H01M 2/1066; H01M 2/105; H01M 2/204; H01M 10/4257;
H01M 10/0436; H01M 10/48

See application file for complete search history.

(56) **References Cited**

U.S. PATENT DOCUMENTS

D203,542 S * 1/1966 Dalton D13/184
D337,328 S * 7/1993 Beaumont D13/184
D409,140 S * 5/1999 Endo D13/119
D438,517 S 3/2001 Chen
D454,881 S 3/2002 Daniels
D467,225 S * 12/2002 Sudo D13/102

D474,186 S 5/2003 Frank
D490,371 S * 5/2004 Lee D13/110
D490,436 S 5/2004 Helgenberg
D514,580 S 2/2006 Wang
D517,076 S 3/2006 Zhang
D534,170 S 12/2006 Yan
D539,288 S 3/2007 Li
D565,576 S 4/2008 Chen
D568,886 S 5/2008 Wang
D575,292 S 8/2008 Deng
D597,936 S 8/2009 Walsh

(Continued)

Primary Examiner — Rosemary K Tarcza

(74) *Attorney, Agent, or Firm* — Knobbe Martens Olson & Bear LLP

(57) **CLAIM**

The ornamental design for a grill portion for a battery enclosure, as shown and described.

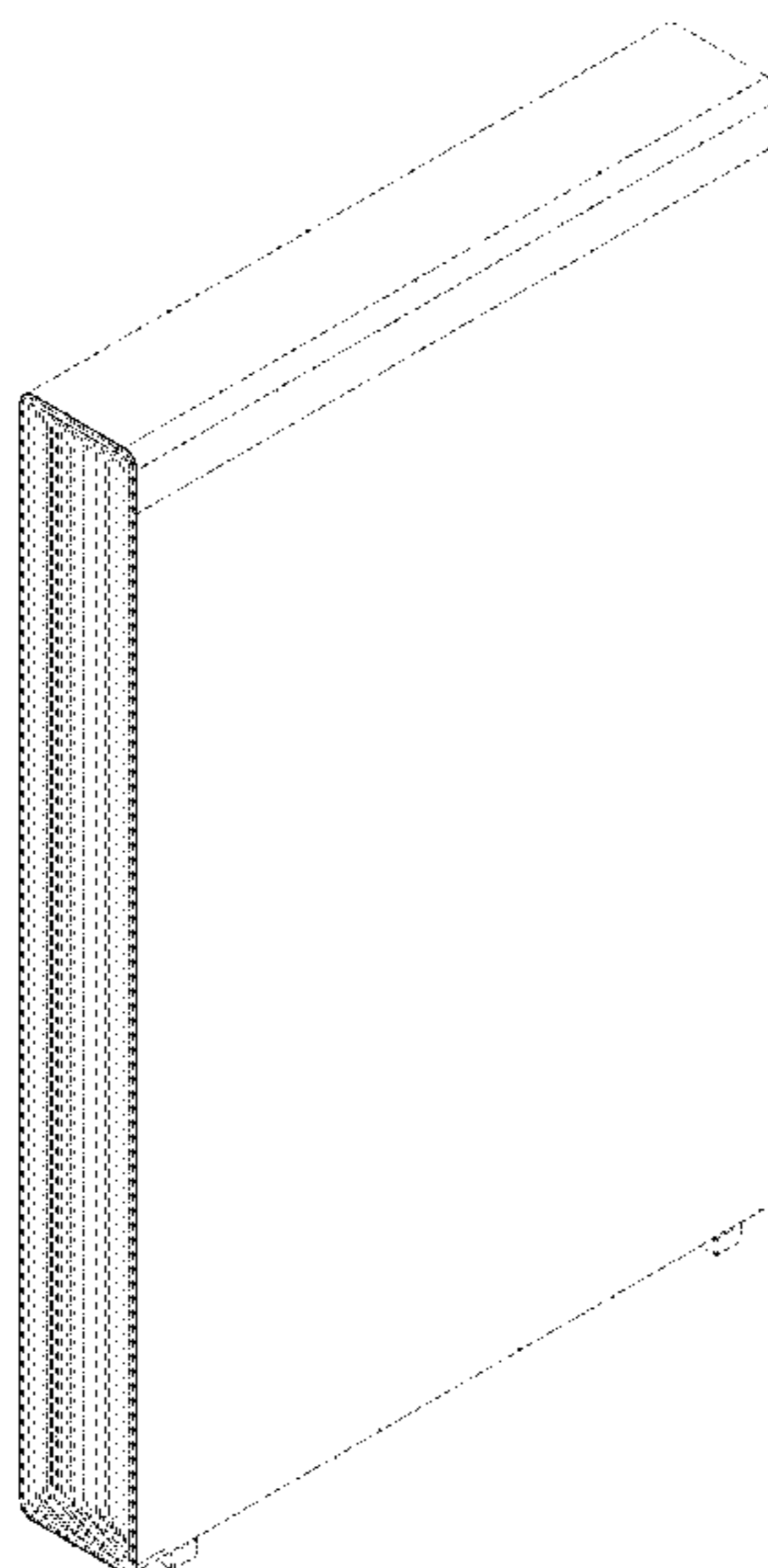
DESCRIPTION

FIG. 1 is a rear perspective view of a grill portion for a battery enclosure, shown in the environment of a battery enclosure, showing our new design;
FIG. 2 is a front perspective view thereof;
FIG. 3 is a front view thereof;
FIG. 4 is a rear view thereof;
FIG. 5 is a top view thereof;
FIG. 6 is a bottom view thereof;
FIG. 7 is a side view of the grill portion for a battery enclosure, shown without the environment of the battery enclosure;
FIG. 8 is a rear view thereof; and,
FIG. 9 is an opposite side view thereof.

Details of the front, top and bottom of the grill portion for a battery enclosure not shown in the figures form no part of the claimed design.

The broken lines shown in the drawings are for the purpose of illustrating environmental structure and form no part of the claimed design.

1 Claim, 6 Drawing Sheets



(56)

References Cited

U.S. PATENT DOCUMENTS

D617,800 S	6/2010	Kuehn	
D631,826 S	2/2011	Onnerud	
D631,833 S	2/2011	Onnerud	
D632,643 S *	2/2011	Tanaka	D13/103
D648,676 S	11/2011	Brookshire	
D660,787 S	5/2012	Lambert	
D670,294 S	11/2012	Kuehn	
D697,081 S	1/2014	van Dongen	
D733,043 S	6/2015	Hasbrook	
D740,748 S *	10/2015	Figuroa	D13/103
D765,594 S	9/2016	Li	
D769,813 S	10/2016	Lin	
D770,380 S	11/2016	Lin	
D770,381 S	11/2016	Lin	
D771,561 S *	11/2016	Walker	D13/103
D776,050 S	1/2017	Awad	
D784,436 S	4/2017	Hikima	
D788,097 S	5/2017	Koike	
D826,145 S *	8/2018	Kim	D13/103
D826,146 S *	8/2018	Kim	D13/103
D826,147 S *	8/2018	Kim	D13/103
D826,148 S *	8/2018	Kim	D13/103
D826,847 S *	8/2018	Kim	D13/103
D826,848 S	8/2018	Toshida	
D829,165 S *	9/2018	Moomaw	D13/103
D853,955 S *	7/2019	Oliver	D13/103

* cited by examiner

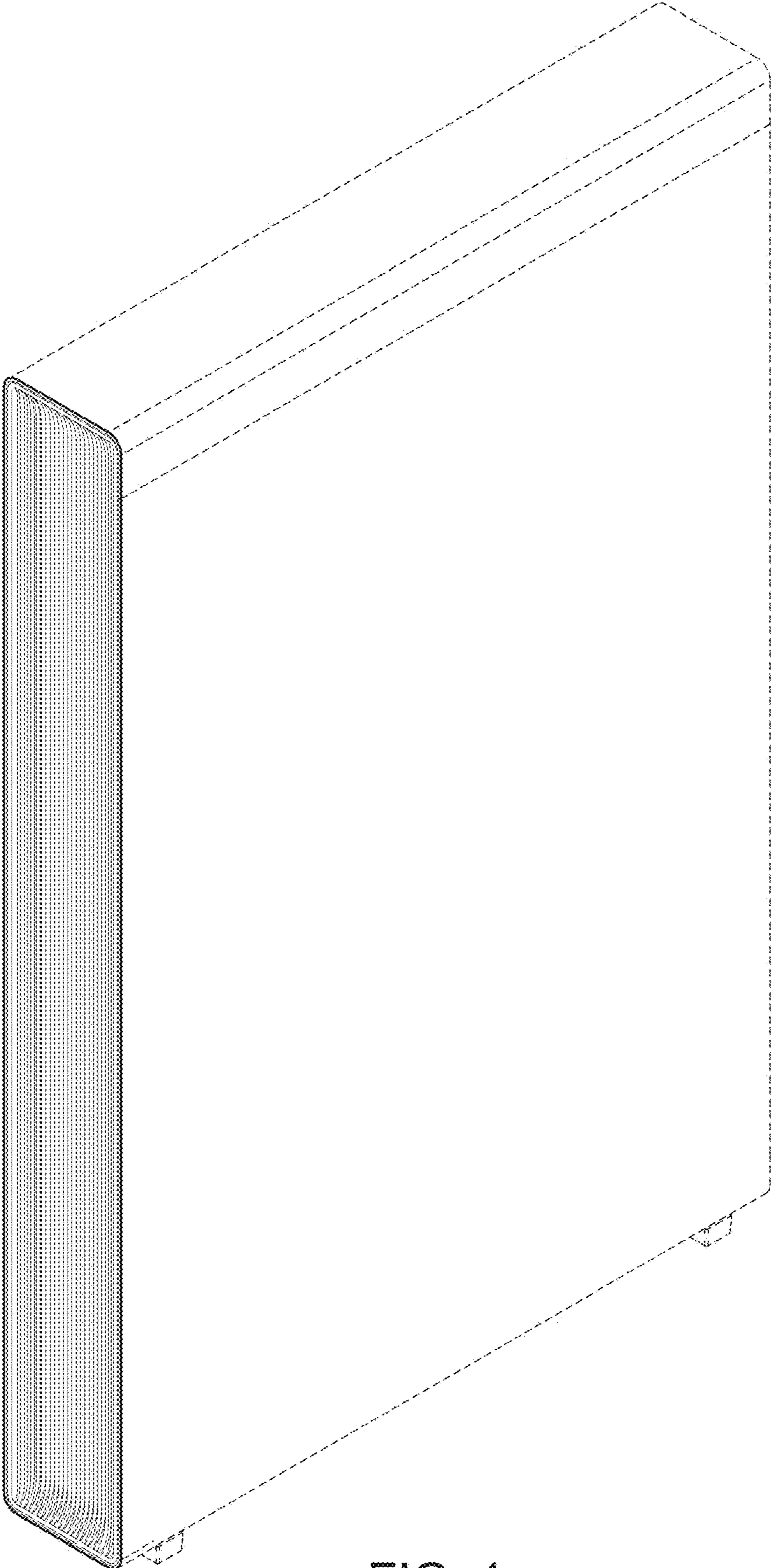


FIG. 1

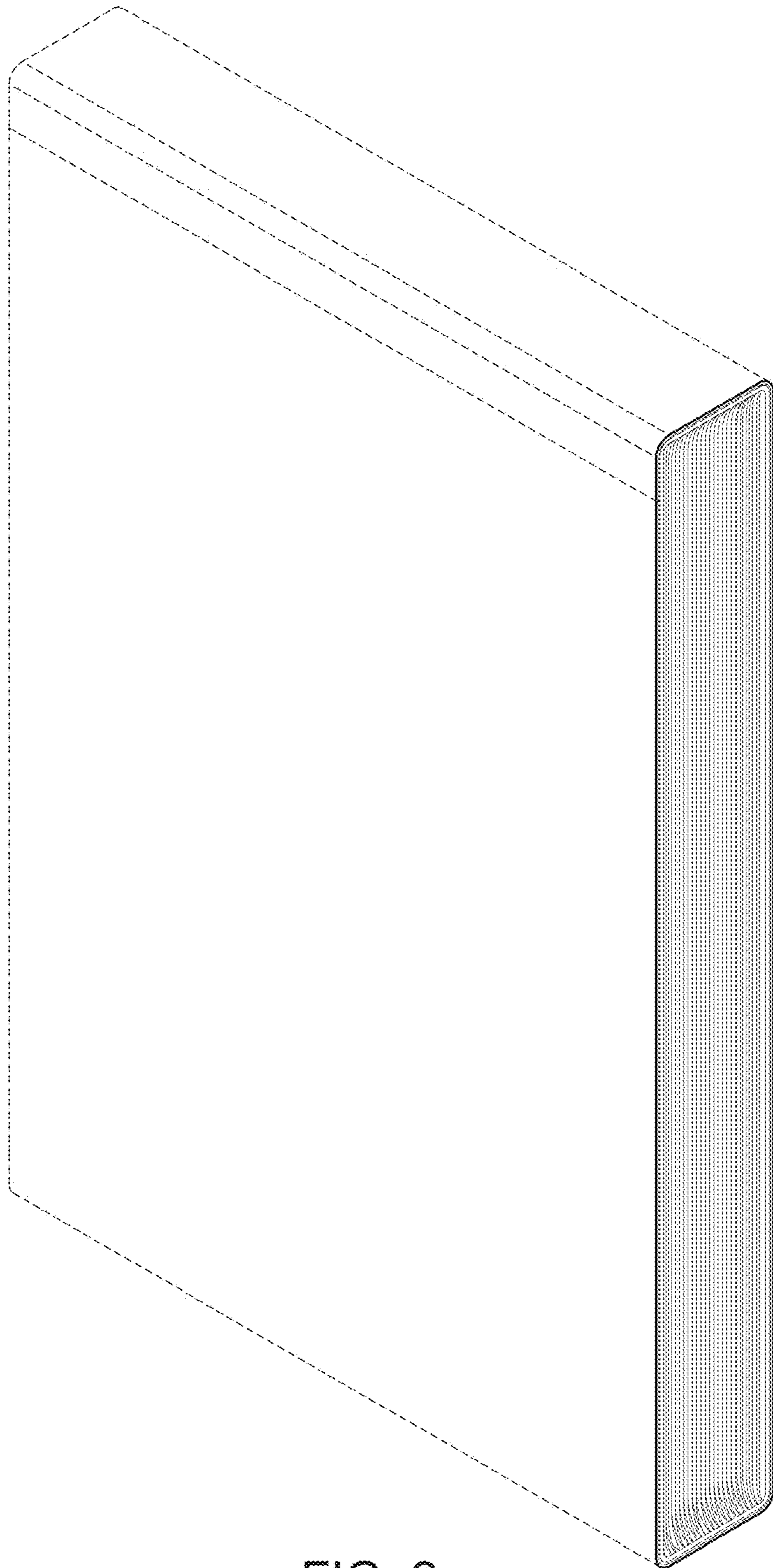


FIG. 2




FIG. 3




FIG. 4



FIG. 5




FIG. 6




FIG. 7

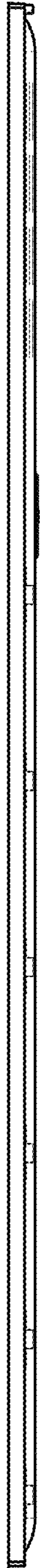


FIG. 8

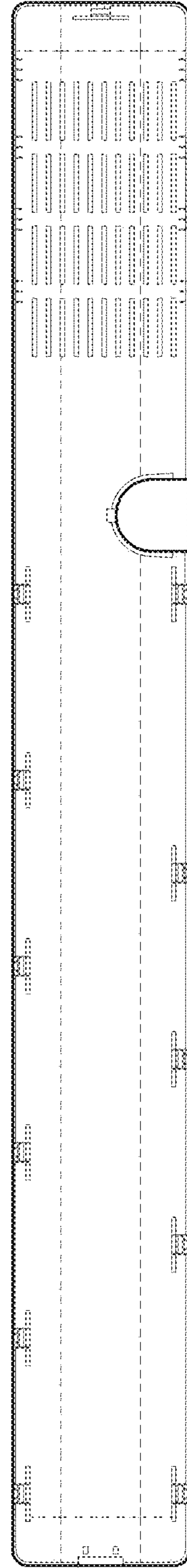


FIG. 9