



US00D915266S

(12) **United States Design Patent** (10) **Patent No.:** **US D915,266 S**
Carroll (45) **Date of Patent:** **** Apr. 6, 2021**

(54) **VEHICLE INSPECTION LANE FLOOR INSERT**

(71) Applicant: **Hunter Engineering Company,**
Bridgeton, MO (US)

(72) Inventor: **Craig A. Carroll,** O'Fallon, MO (US)

(73) Assignee: **HUNTER ENGINEERING COMPANY,** St. Louis, MO (US)

(**) Term: **15 Years**

(21) Appl. No.: **29/723,556**

(22) Filed: **Feb. 7, 2020**

(51) **LOC (13) Cl.** **12-16**

(52) **U.S. Cl.**
USPC **D12/203**

(58) **Field of Classification Search**
USPC D12/203, 221; D6/582-586, 592-594;
D7/323, 332, 335-337, 354-357,
D7/359-364, 387-388, 402, 407-409,
D7/698; D9/414, 416, 418, 420-426,
D9/428, 429, 430-433, 758, 762
CPC B60R 5/04; B60R 7/02; B60R 13/01
See application file for complete search history.

(56) **References Cited**

U.S. PATENT DOCUMENTS

5,083,827	A *	1/1992	Hollenbaugh, Sr.	B60R 13/01
				220/4.08
5,269,447	A *	12/1993	Gower	B60R 7/02
				206/561
5,381,940	A *	1/1995	Wright	B60R 7/02
				220/533
D377,780	S *	2/1997	MacNeil	D12/221
D413,854	S *	9/1999	Vitoorapakorn	D12/221

D419,951	S *	2/2000	Emery	D12/221
D442,530	S *	5/2001	Lu	D12/203
D677,154	S *	3/2013	Miller	D9/424
D692,296	S *	10/2013	Cooper	D9/424
9,352,703	B2 *	5/2016	Prestella	B60R 5/04
D800,491	S *	10/2017	Sarnoff	D7/359
D813,776	S *	3/2018	Jaimes	D12/203
D852,106	S *	6/2019	Alesi	D12/203
D909,864	S *	2/2021	Bontrager	D9/425

* cited by examiner

Primary Examiner — Susan E Krakower

Assistant Examiner — Jerry Shiuan-Hua Hsu

(74) *Attorney, Agent, or Firm* — Sandberg Phoenix & von Gontard, P.C.


(57) **CLAIM**

The ornamental design for a vehicle inspection lane floor insert, as shown and described.

DESCRIPTION

FIG. 1 is a top plan view of a vehicle inspection lane floor insert;
FIG. 2 is a bottom plan view of the vehicle inspection lane floor insert;
FIG. 3 is a top perspective view of the vehicle inspection lane floor insert;
FIG. 4 is an underside perspective view of the vehicle inspection lane floor insert;
FIG. 5 is a front view of the vehicle inspection lane floor insert;
FIG. 6 is a rear view of the vehicle inspection lane floor insert;
FIG. 7 is right side view of the vehicle inspection lane floor insert; and,
FIG. 8 is left side view of the vehicle inspection lane floor insert.

1 Claim, 6 Drawing Sheets






FIGURE 1




FIGURE 2

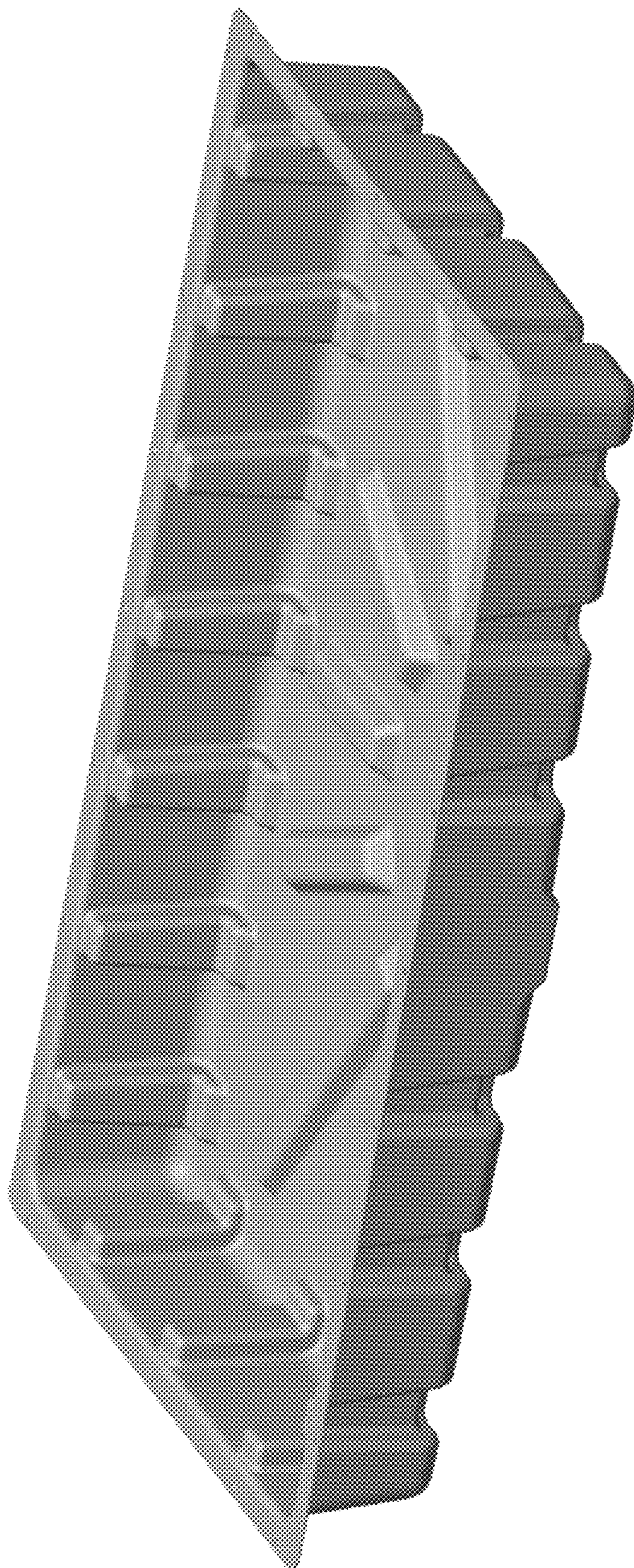


FIGURE 3

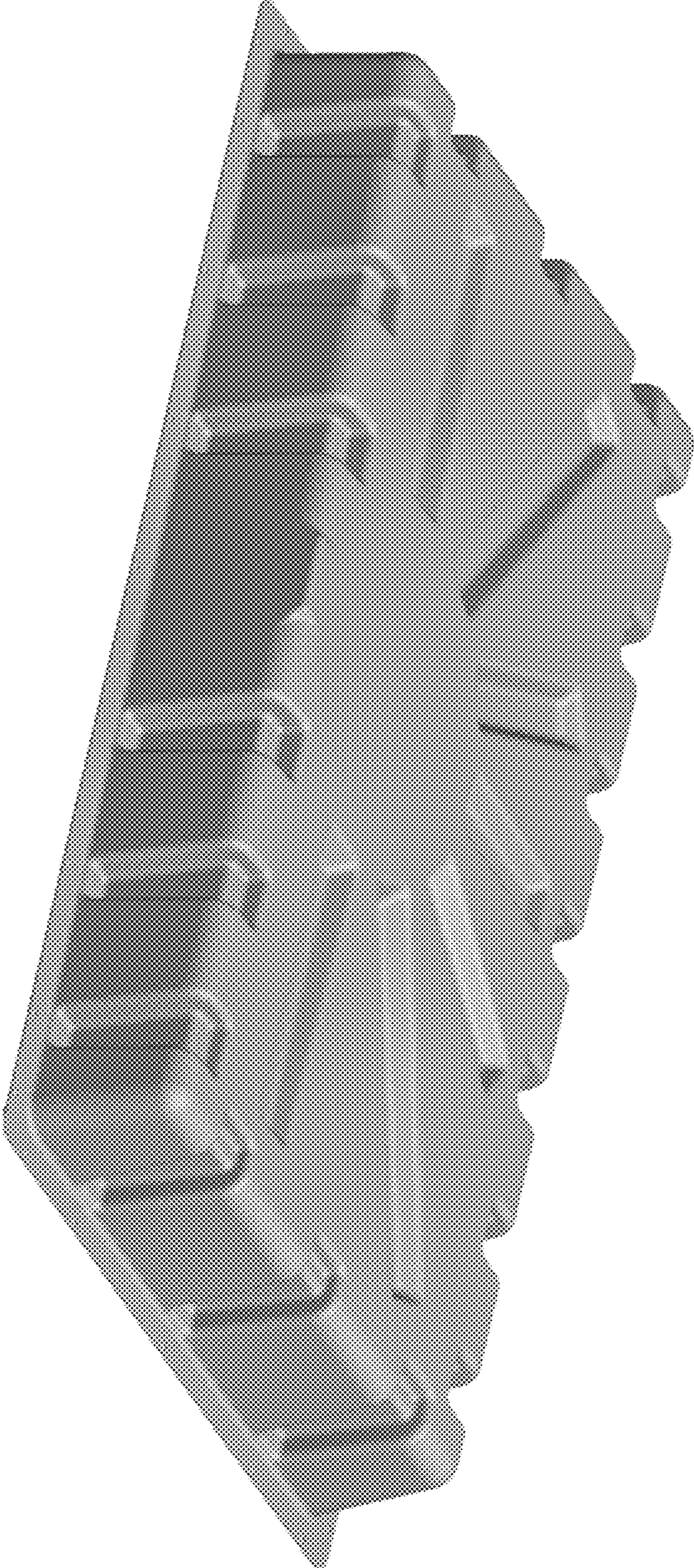


FIGURE 4




FIGURE 5




FIGURE 6




FIGURE 7




FIGURE 8