



US00D915249S

(12) **United States Design Patent** (10) **Patent No.:** **US D915,249 S**
Bischoff et al. (45) **Date of Patent:** **** Apr. 6, 2021**

(54) **VEHICLE BUMPER COVER**
(71) Applicant: **VOLKSWAGEN AKTIENGESELLSCHAFT, Wolfsburg (DE)**
(72) Inventors: **Klaus Bischoff, Wolfsburg (DE); Frank Josef Brüse, Wolfsburg (DE)**
(73) Assignee: **VOLKSWAGEN AKTIENGESELLSCHAFT, Wolfsburg (DE)**
(**) Term: **15 Years**

D688,993 S * 9/2013 Campbell D12/169
D688,994 S * 9/2013 Campbell D12/169
D692,809 S * 11/2013 Uchino D12/169
D701,805 S * 4/2014 Campbell D12/169
D703,591 S * 4/2014 Kwon D12/169
D705,139 S * 5/2014 Jevremovic D12/169
D712,802 S * 9/2014 Scheinhuette D12/169
D713,766 S * 9/2014 Katou D12/169
D721,625 S * 1/2015 George D12/169
D721,993 S * 2/2015 Nordmann D12/169
D746,739 S * 1/2016 Wolff D12/169
D792,294 S * 7/2017 McCabe D12/169
D795,141 S * 8/2017 Ikeda D12/169
D807,801 S * 1/2018 Piscitelli D12/169
D865,583 S * 11/2019 Burki D12/169
D883,866 S * 5/2020 Meyer D12/169

(21) Appl. No.: **29/719,081**

(22) Filed: **Dec. 31, 2019**

(30) **Foreign Application Priority Data**

Oct. 2, 2019 (WO) WIPO88048

(51) **LOC (13) Cl.** **12-16**

(52) **U.S. Cl.**
USPC **D12/169**

(58) **Field of Classification Search**
USPC D12/169, 163, 196, 86, 90-92;
296/180.1, 180.2; 293/102, 115, 117, 120
CPC B60R 2019/25; B62D 25/084
See application file for complete search history.

(56) **References Cited**

U.S. PATENT DOCUMENTS

D598,829 S * 8/2009 Mattin D12/169
D600,604 S * 9/2009 Lamm D12/169
D600,605 S * 9/2009 Lamm D12/169
D610,957 S * 3/2010 Bucher D12/169
D619,513 S * 7/2010 Miyazawa D12/169
D678,147 S * 3/2013 Behmer D12/169
D678,826 S * 3/2013 Akamine D12/169
D685,302 S * 7/2013 Futschik D12/169

FOREIGN PATENT DOCUMENTS

WO DM097097 6/2017

* cited by examiner

Primary Examiner — Melody N Brown

(74) *Attorney, Agent, or Firm* — Lucas & Mercanti, LLP; Klaus P. Stoffel

(57) **CLAIM**

The ornamental design for a vehicle bumper cover, as shown and described.

DESCRIPTION

FIG. 1 is a front and right side perspective view of a vehicle bumper cover showing our new design;
FIG. 2 is a front and left side perspective view thereof;
FIG. 3 is a left side elevational view thereof;
FIG. 4 is a right side elevational view thereof;
FIG. 5 is a front elevational view thereof;
FIG. 6 is a rear elevational view thereof;
FIG. 7 is a top plan view thereof; and,
FIG. 8 is a bottom plan view thereof.

1 Claim, 4 Drawing Sheets






Fig. 1




Fig. 2

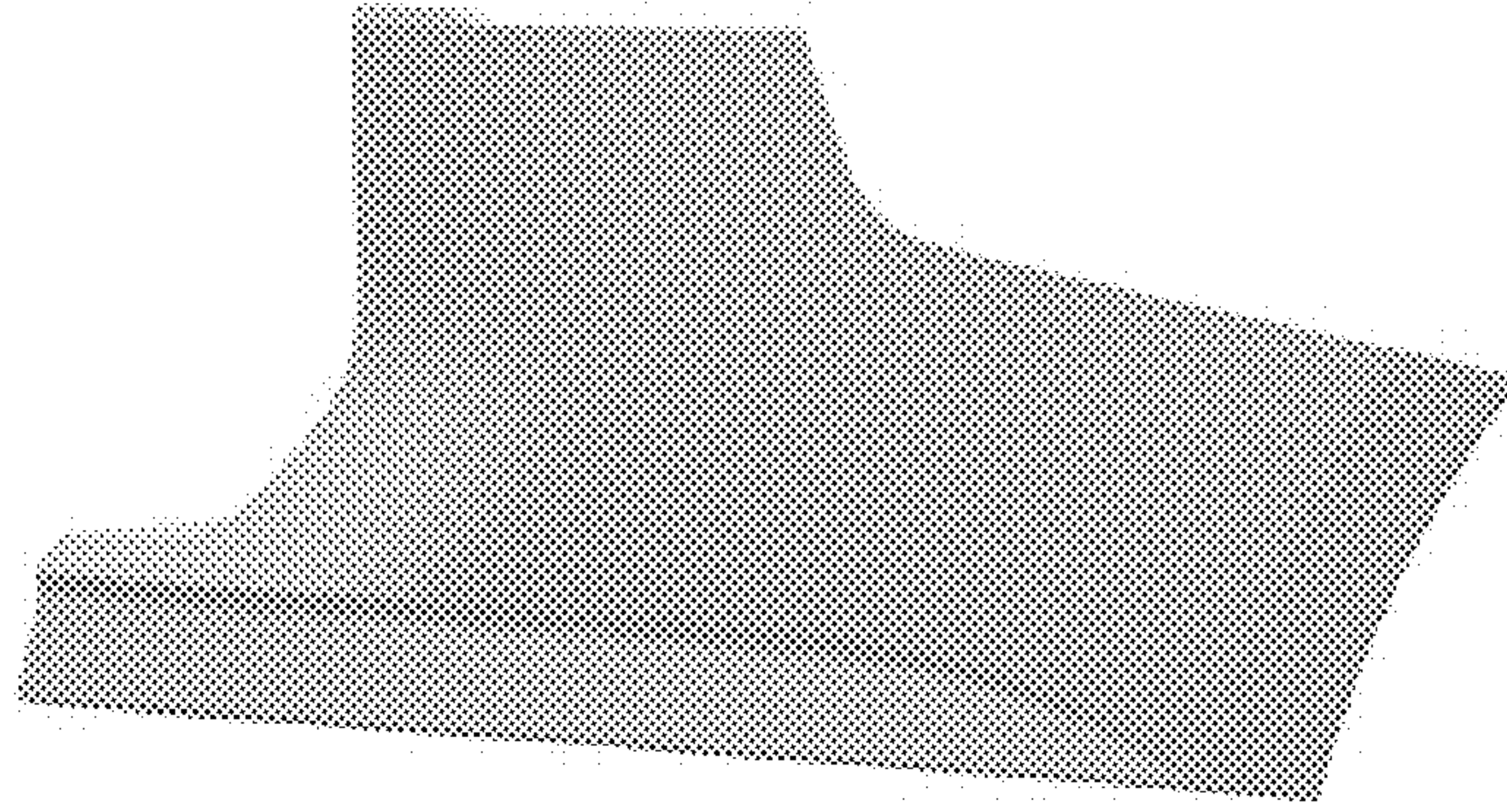


Fig. 3

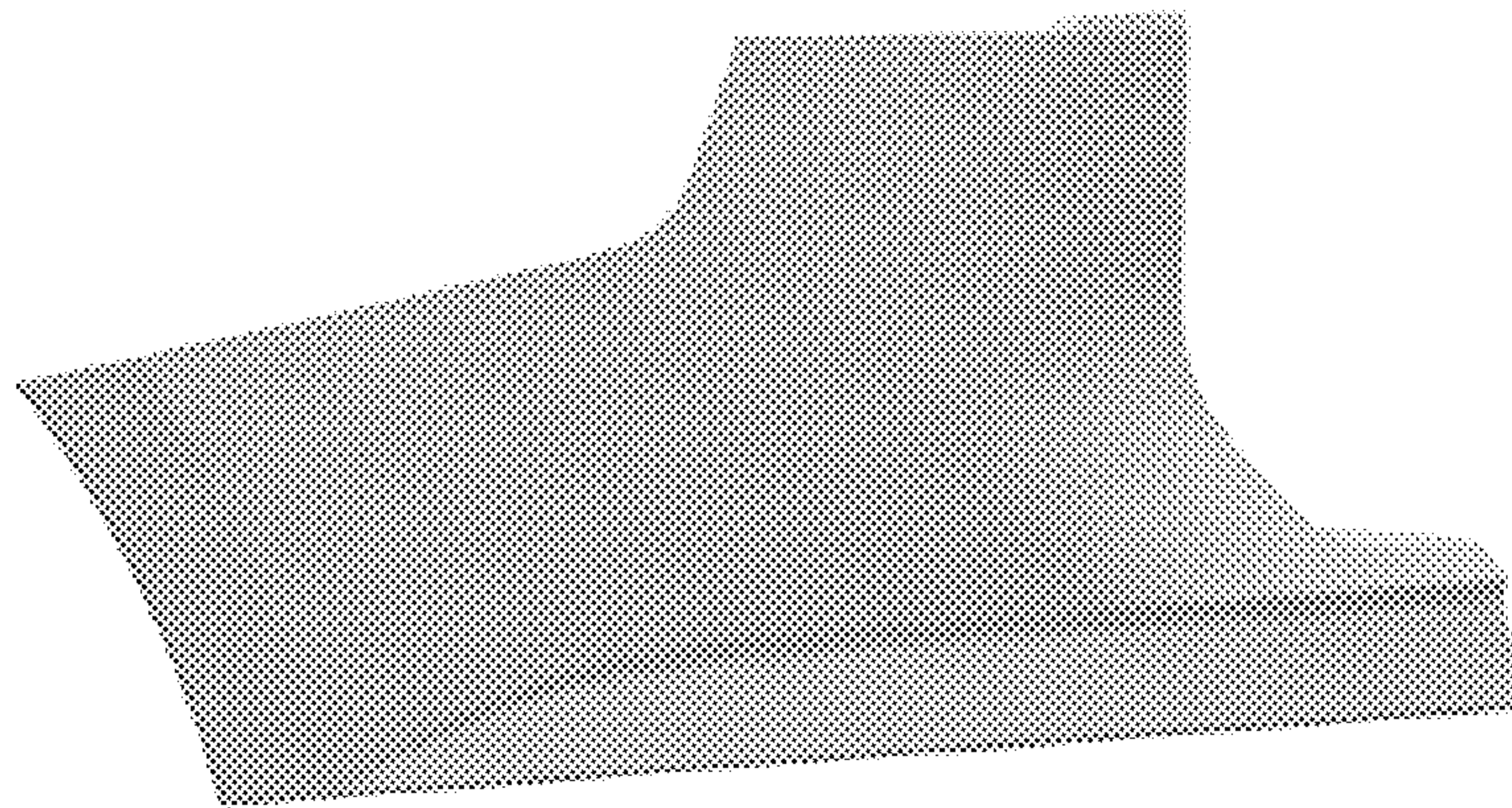


Fig. 4



Fig. 5



Fig. 6



Fig. 7




Fig. 8