



US00D915229S

(12) **United States Design Patent**  
**King et al.**

(10) **Patent No.:** **US D915,229 S**  
(45) **Date of Patent:** **\*\* Apr. 6, 2021**

(54) **WEARABLE DEVICE**

(71) Applicants: **Zepp, Inc.**, Cupertino, CA (US); **Anhui Huami Information Technology Co., Ltd.**, Hefei (CN)

(72) Inventors: **Albert Wenfu King**, Mountain View, CA (US); **Pengtao Yu**, Mountain View, CA (US); **Minggao Li**, Anhui (CN); **Jing Zhao**, Anhui (CN)

(73) Assignees: **Zepp, Inc.**, Cupertino, CA (US); **Anhui Huami Information Technology Co., Ltd.**, Anhui (CN)

(\*\*) Term: **15 Years**

(21) Appl. No.: **29/692,675**

(22) Filed: **May 28, 2019**

(51) **LOC (13) Cl.** ..... **10-04**

(52) **U.S. Cl.**  
USPC ..... **D10/70; D10/80**

(58) **Field of Classification Search**  
USPC ..... D10/30-39, 65, 70, 78, 80, 97, 98;  
D14/203.5, 203.6, 341, 344; D24/167,  
D24/186, 187

(Continued)

(56) **References Cited**

**U.S. PATENT DOCUMENTS**

D805,643 S \* 12/2017 Wu ..... D24/167

D818,855 S \* 5/2018 Tooze ..... D10/70

(Continued)

*Primary Examiner* — Antoine Duval Davis

(74) *Attorney, Agent, or Firm* — Young Basile Hanlon & MacFarlane, P.C.

(57) **CLAIM**

The ornamental design for a wearable device, as shown and described.

**DESCRIPTION**

FIG. 1 is a front view of a first embodiment of the wearable device showing our new design.

FIG. 2 is a rear view of the first embodiment of the wearable device of FIG. 1.

FIG. 3 is a left side view of the first embodiment of the wearable device of FIG. 1.

FIG. 4 is a right side view of the first embodiment of the wearable device of FIG. 1.

FIG. 5 is a top view of the first embodiment of the wearable device of FIG. 1.

FIG. 6 is a bottom view of the first embodiment of the wearable device of FIG. 1.

FIG. 7 is a bottom, front, and right perspective view of the first embodiment of the wearable device of FIG. 1.

FIG. 8 is a bottom, rear, and right perspective view of the first embodiment of the wearable device of FIG. 1.

FIG. 9 is a front view of a second embodiment of the wearable device showing our new design.

FIG. 10 is a rear view of the second embodiment of the wearable device of FIG. 9.

FIG. 11 is a left side view of the second embodiment of the wearable device of FIG. 9.

FIG. 12 is a right side view of the second embodiment of the wearable device of FIG. 9.

FIG. 13 is a top view of the second embodiment of the wearable device of FIG. 9.

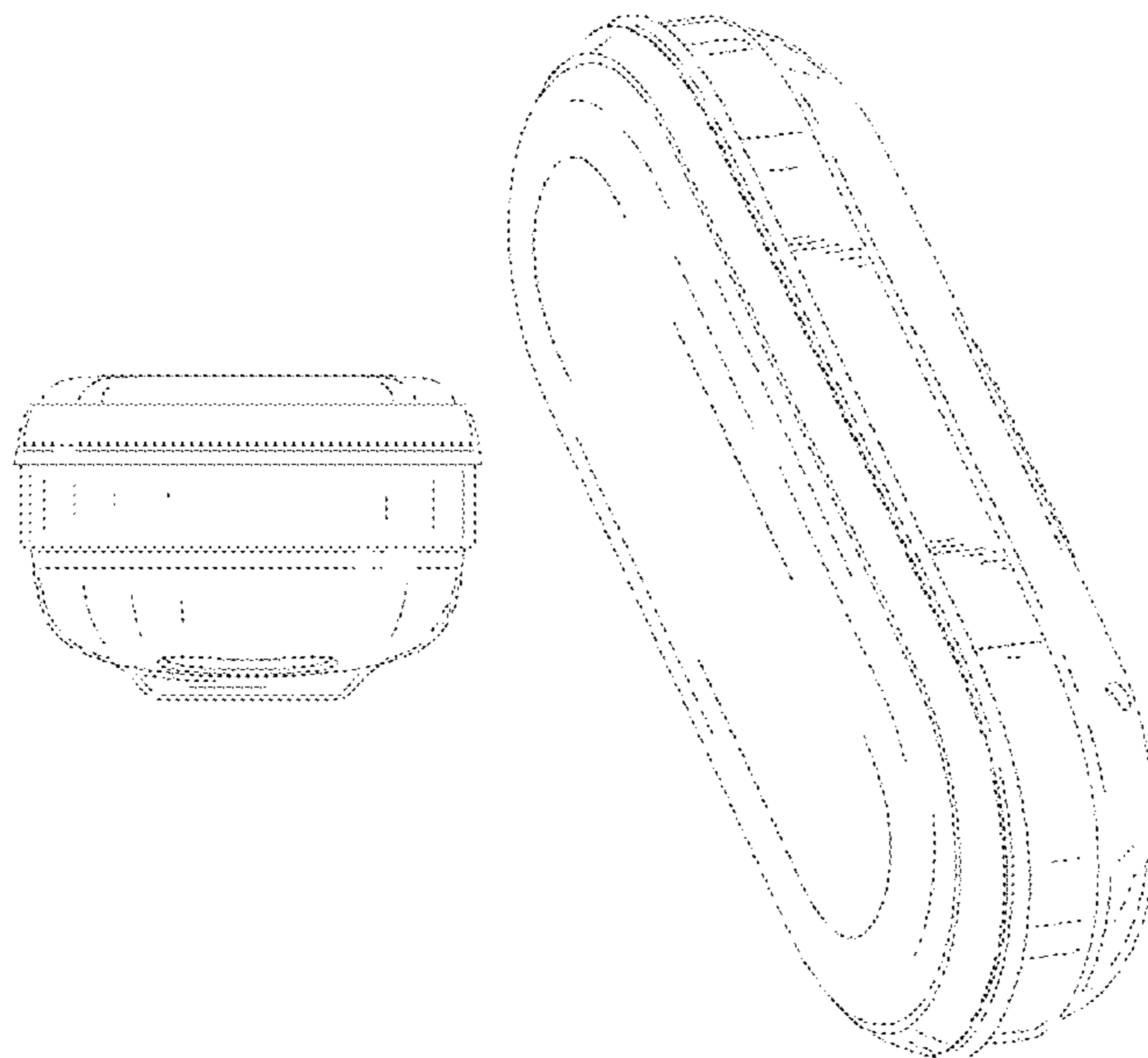
FIG. 14 is a bottom view of the second embodiment of the wearable device of FIG. 9.

FIG. 15 is a bottom, front, and right perspective view of the second embodiment of the wearable device of FIG. 9; and,

FIG. 16 is a bottom, rear, and right perspective view of the second embodiment of the wearable device of FIG. 9.

The ornamental design which is claimed is shown in solid lines in the drawings. The shade lines in the figures show contour, not surface ornamentation and form no part of the claimed design.

**1 Claim, 12 Drawing Sheets**



(58) **Field of Classification Search**

CPC ..... A44C 5/00-5/16; G04B 37/00-37/228;  
G04B 45/0069; G04B 47/04; G04B  
19/00-19/34; G04B 21/12; G04B 23/12;  
G04B 47/00-47/068; G04B 47/065;  
G04B 47/066; G01C 17/00; G01C  
21/00-21/3697; G01C 22/00-22/025;  
G01C 23/00-23/005; G01C 21/16; G06F  
19/3481; G06F 3/00-3027; G06F 1/163;  
G01P 1/00-1/26; G01P 15/00-15/18;  
A63B 24/00-2024/0096; A63B 2213/00;  
A63B 69/0028; A63B  
2071/0658-2071/0666; A63B  
2220/00-2220/89; A63B 2225/02; A63C  
11/02; A61B 5/0537; A61B 5/4872; A61B  
5/6831; A61B 5/4869; A61B 5/0858;  
A61B 5/1075; A61B 5/107; A61B  
5/4875; A61B 5/4878; A61B 5/4881;  
A61B 5/61-5/6898; G04R 20/02; G04C  
10/00; G04C 10/02; G08B 21/0269;  
G08B 21/0272; G08B 21/0286; G08B  
21/0288; G08B 21/0291; G08B  
21/04-21/2454; G01S 19/00-19/55;  
G04G 9/0064; G04G 9/0005


See application file for complete search history.

(56) **References Cited**

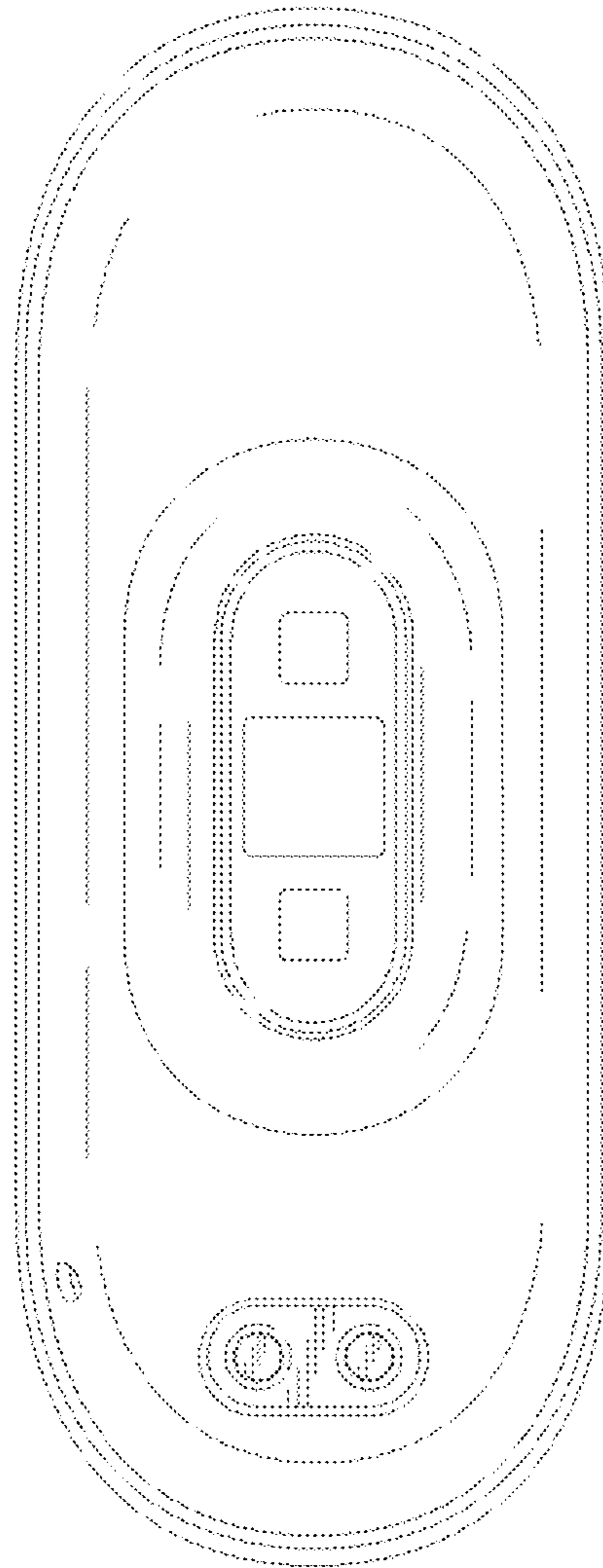
U.S. PATENT DOCUMENTS

D825,356 S \* 8/2018 Yu ..... D10/70  
D836,472 S \* 12/2018 Zhiyuan ..... D10/70

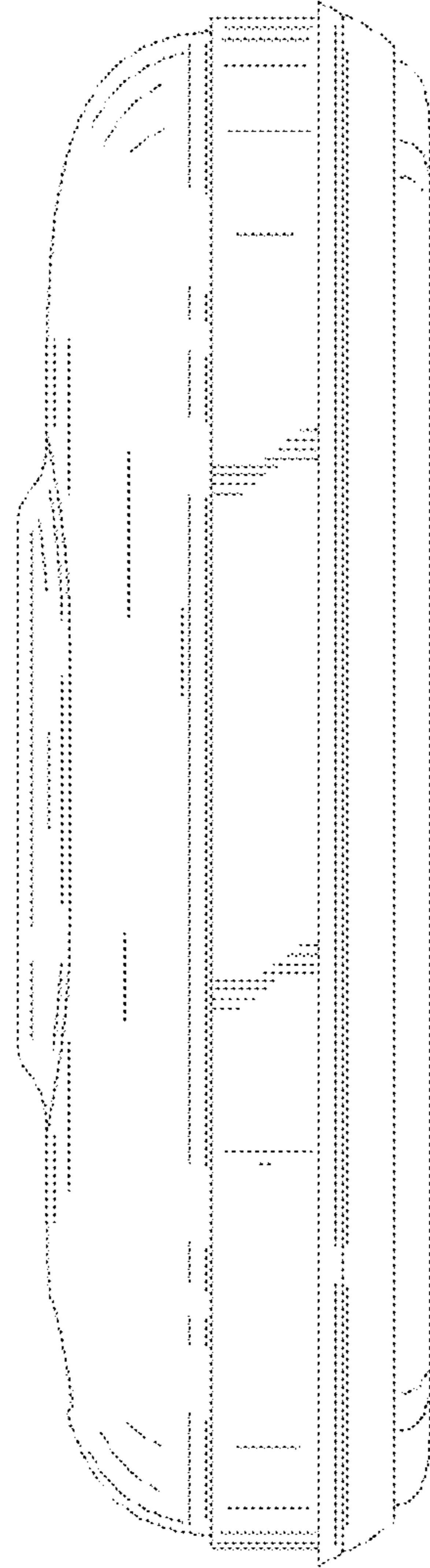
\* cited by examiner



**FIG. 1**




**FIG. 2**

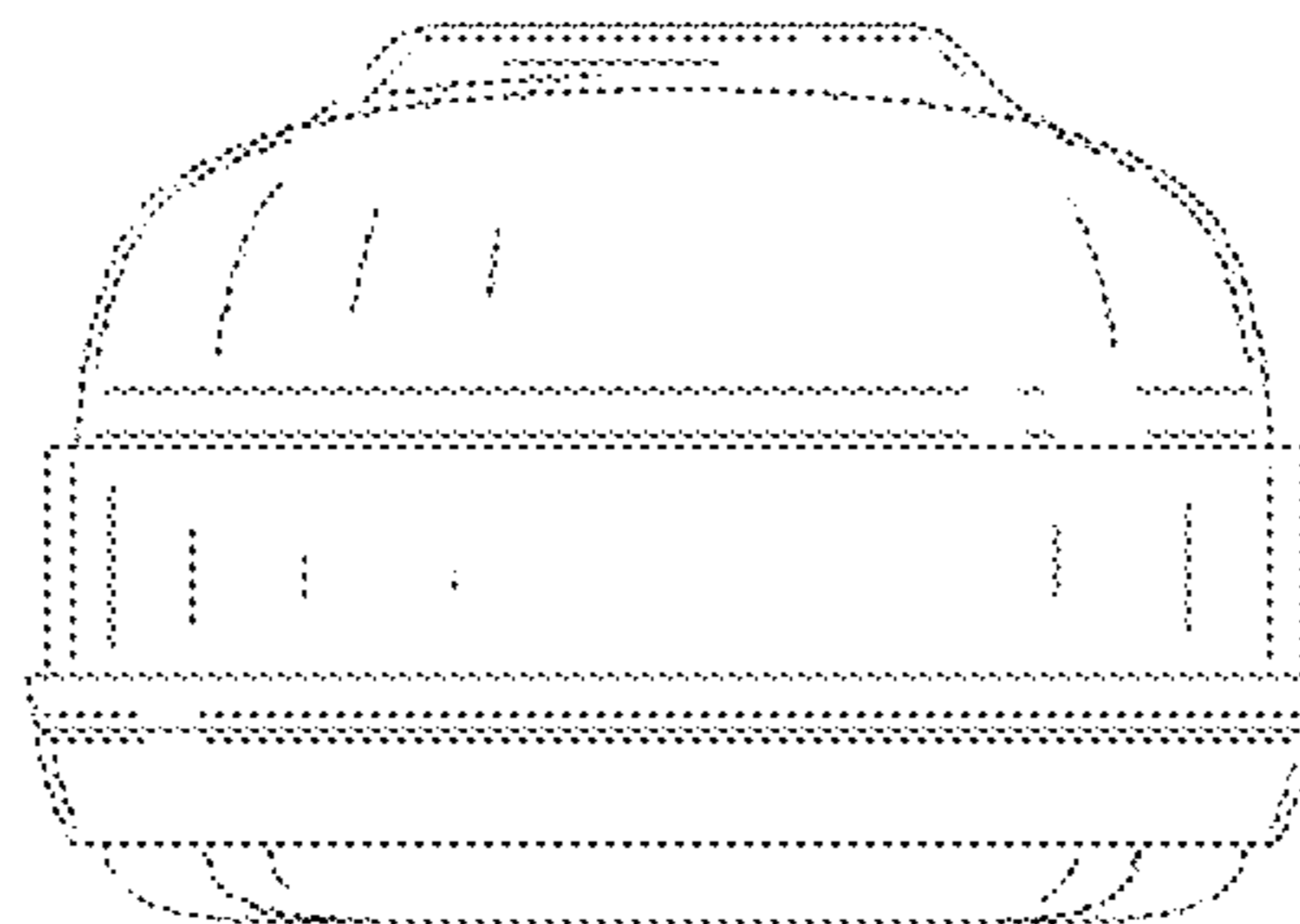


**FIG. 3**

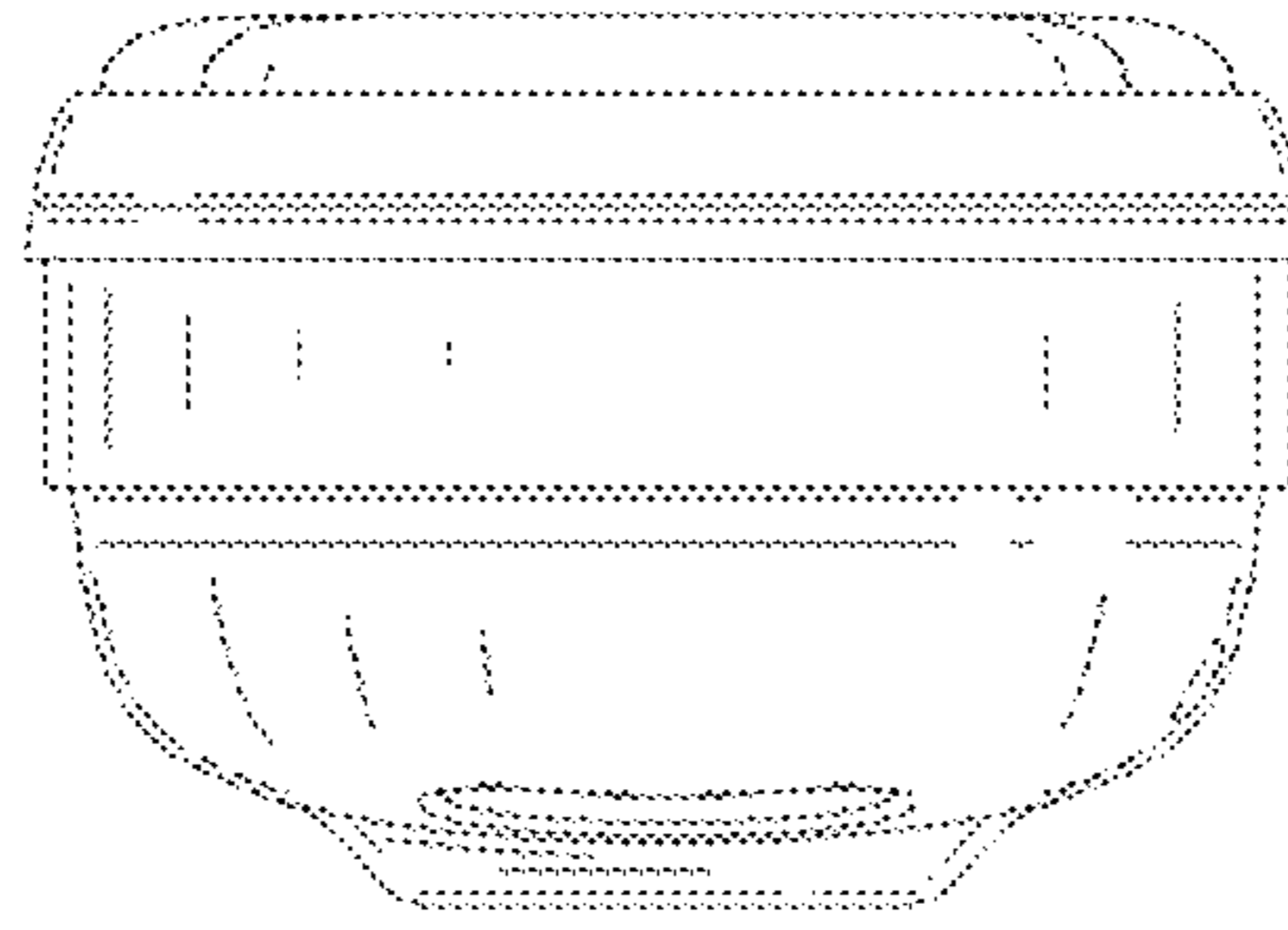




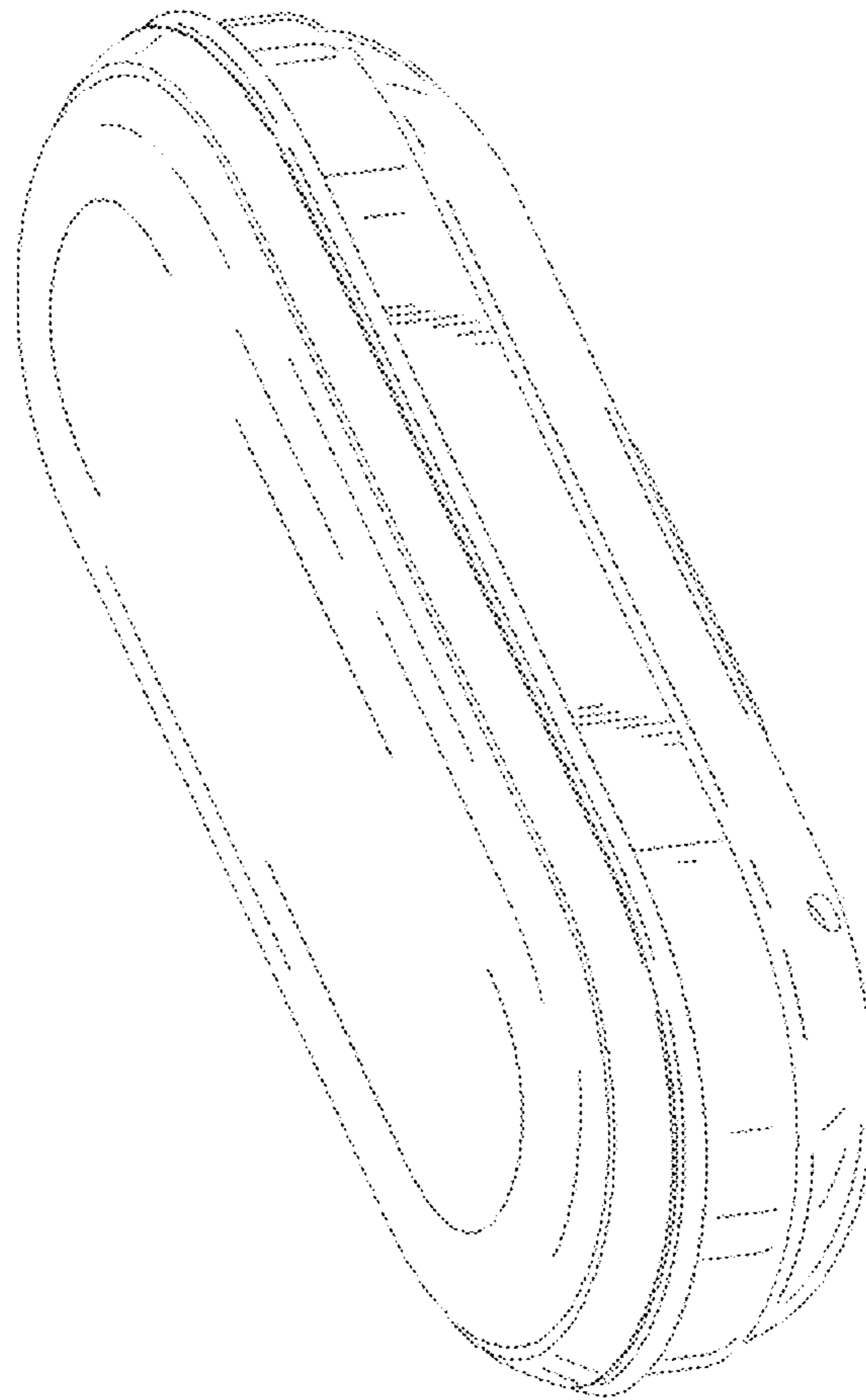
**FIG. 4**



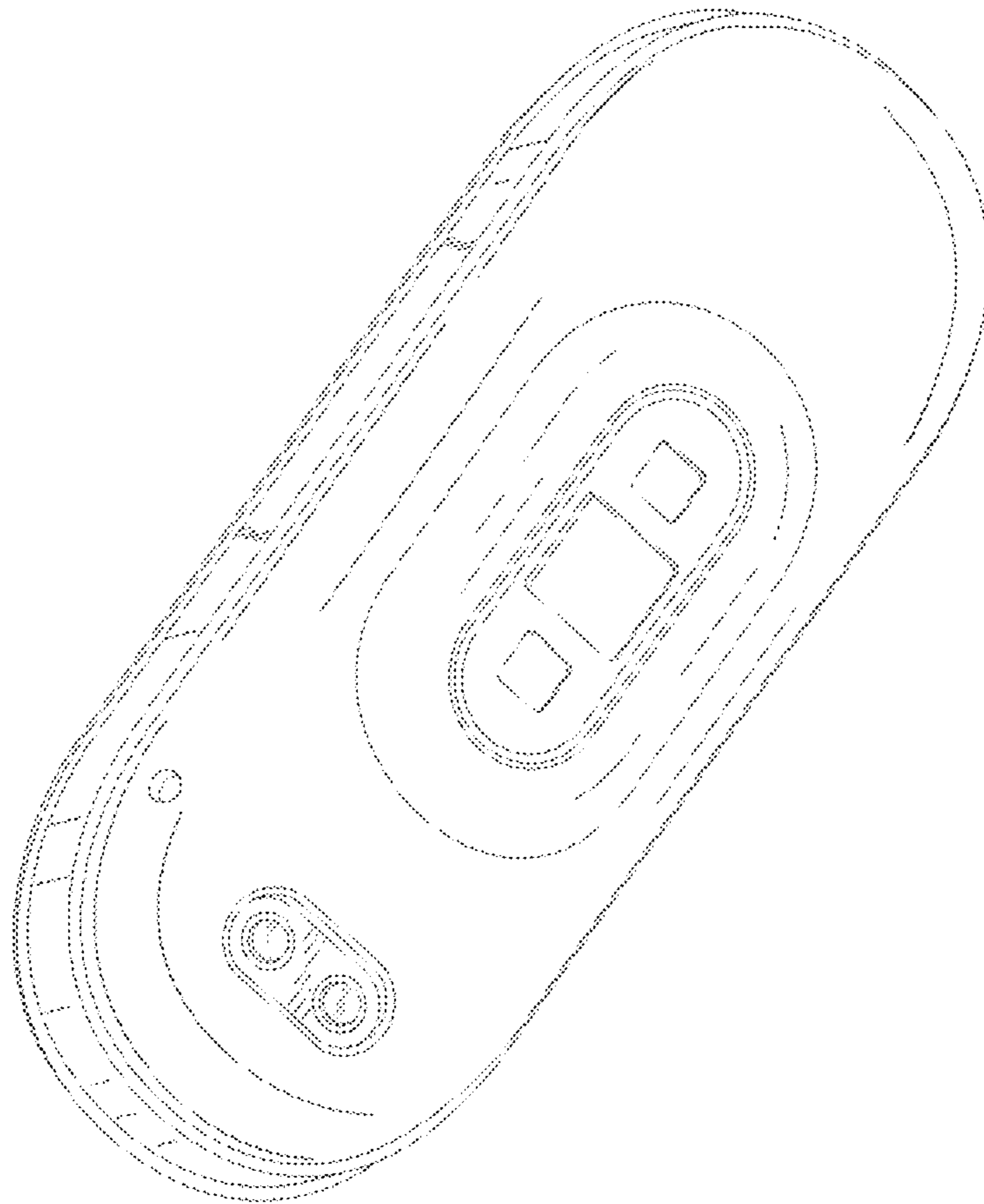
**FIG. 5**



**FIG. 6**




**FIG. 7**

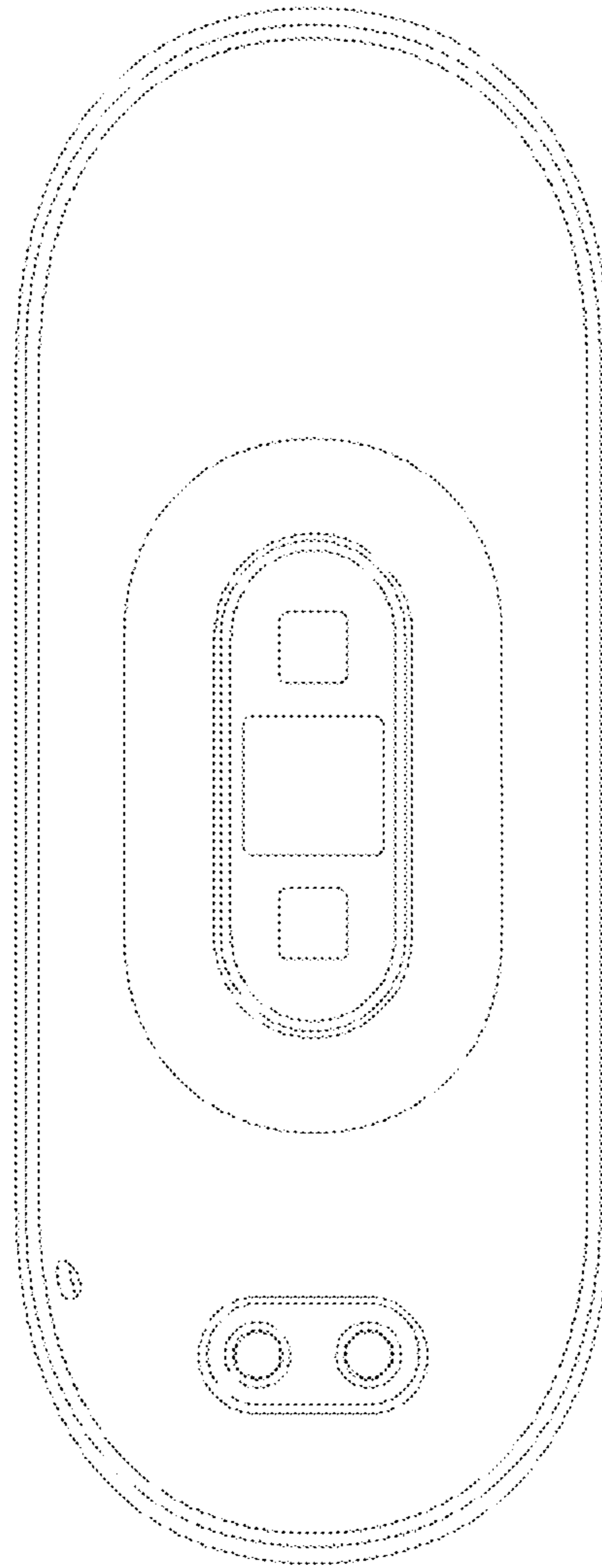


**FIG. 8**







**FIG. 9**



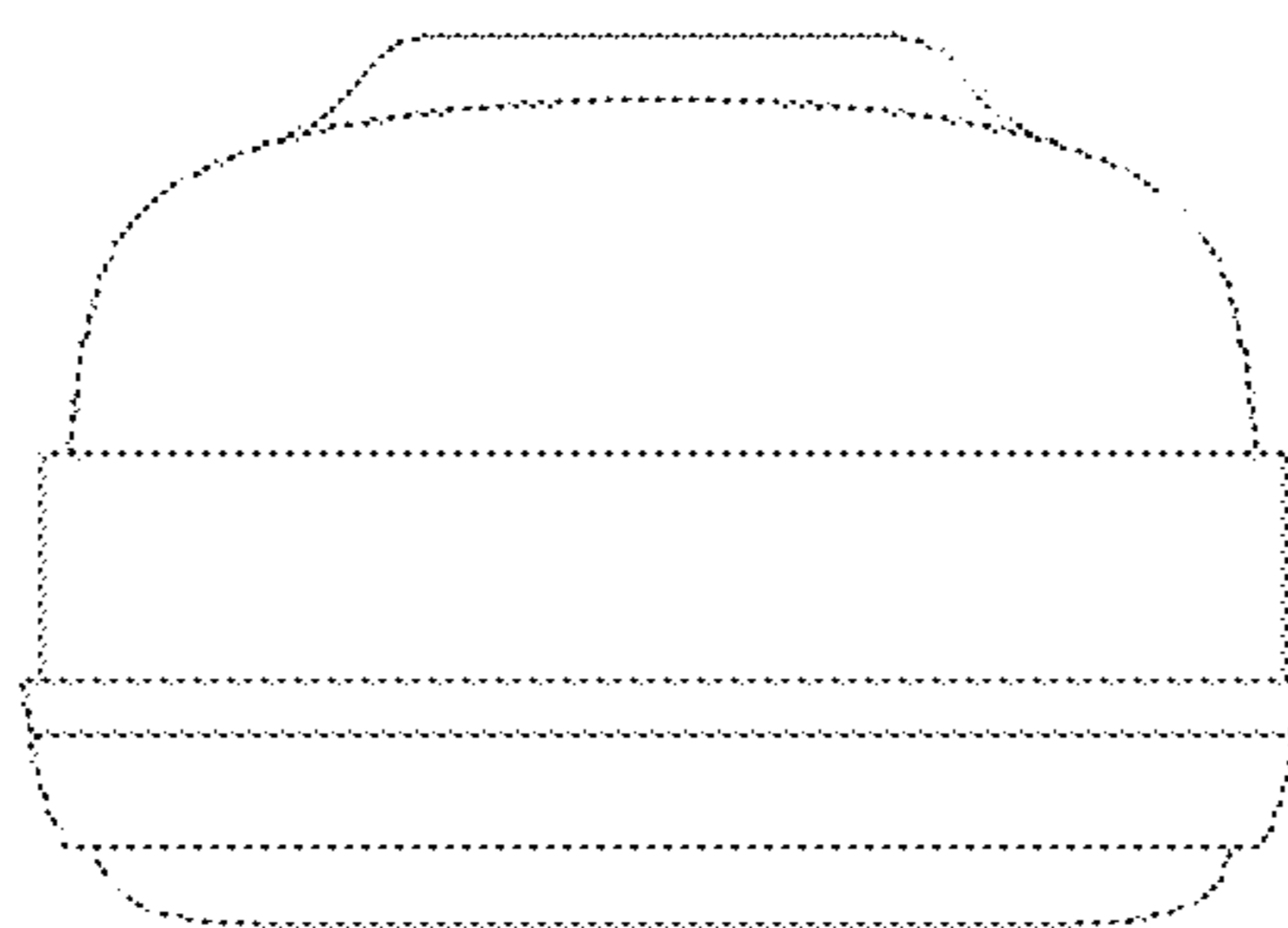
**FIG. 10**



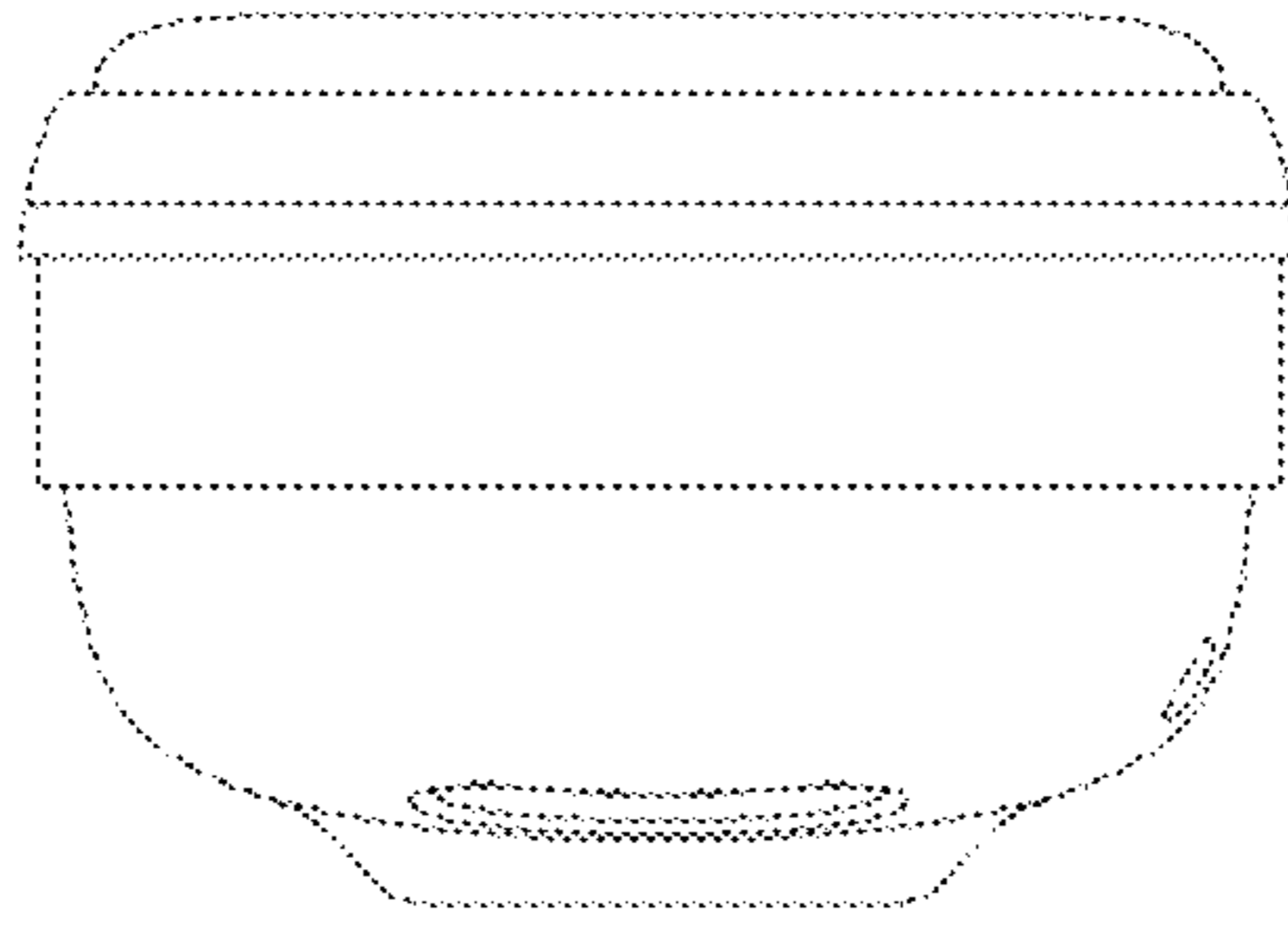
**FIG. 11**



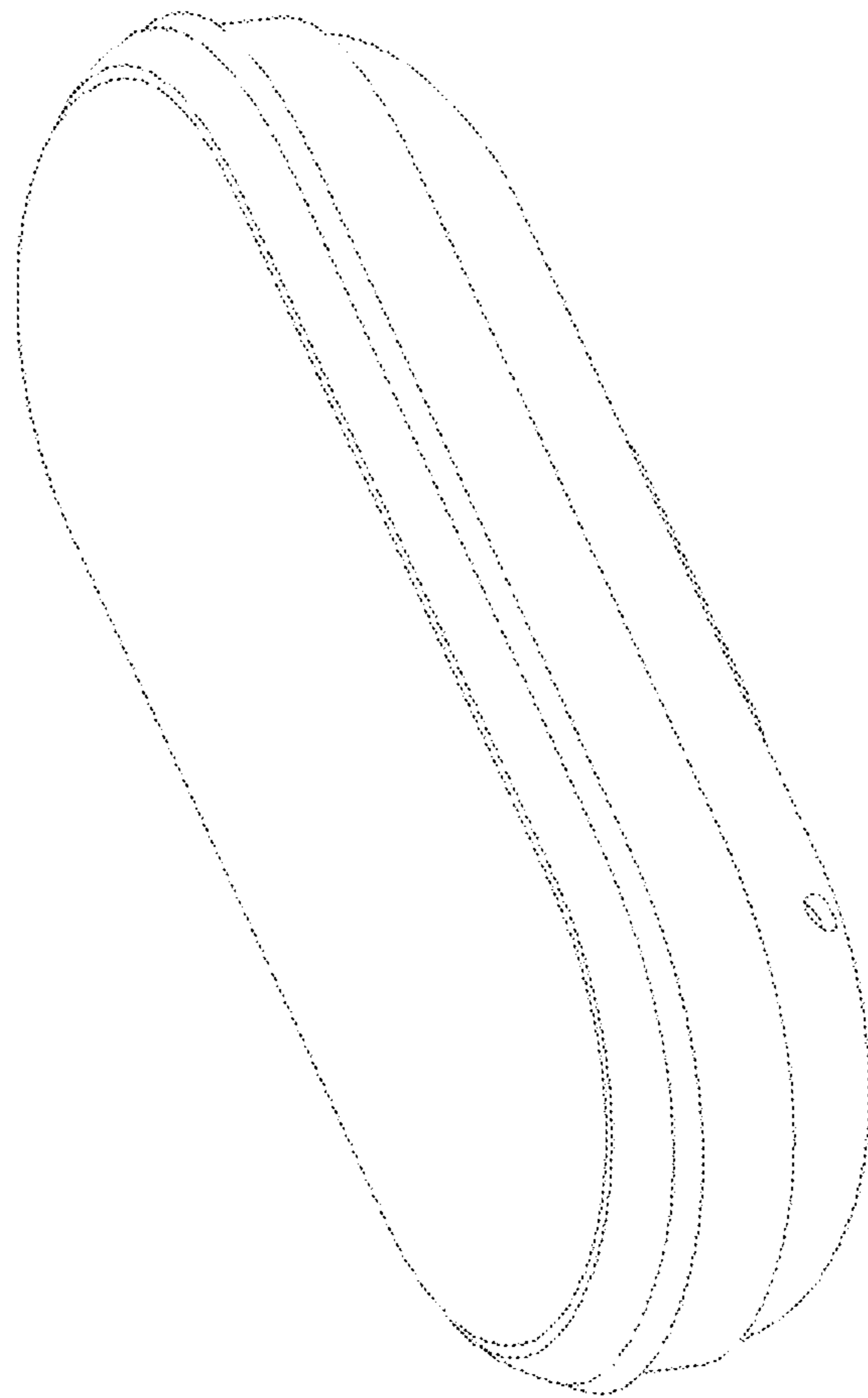
**FIG. 12**



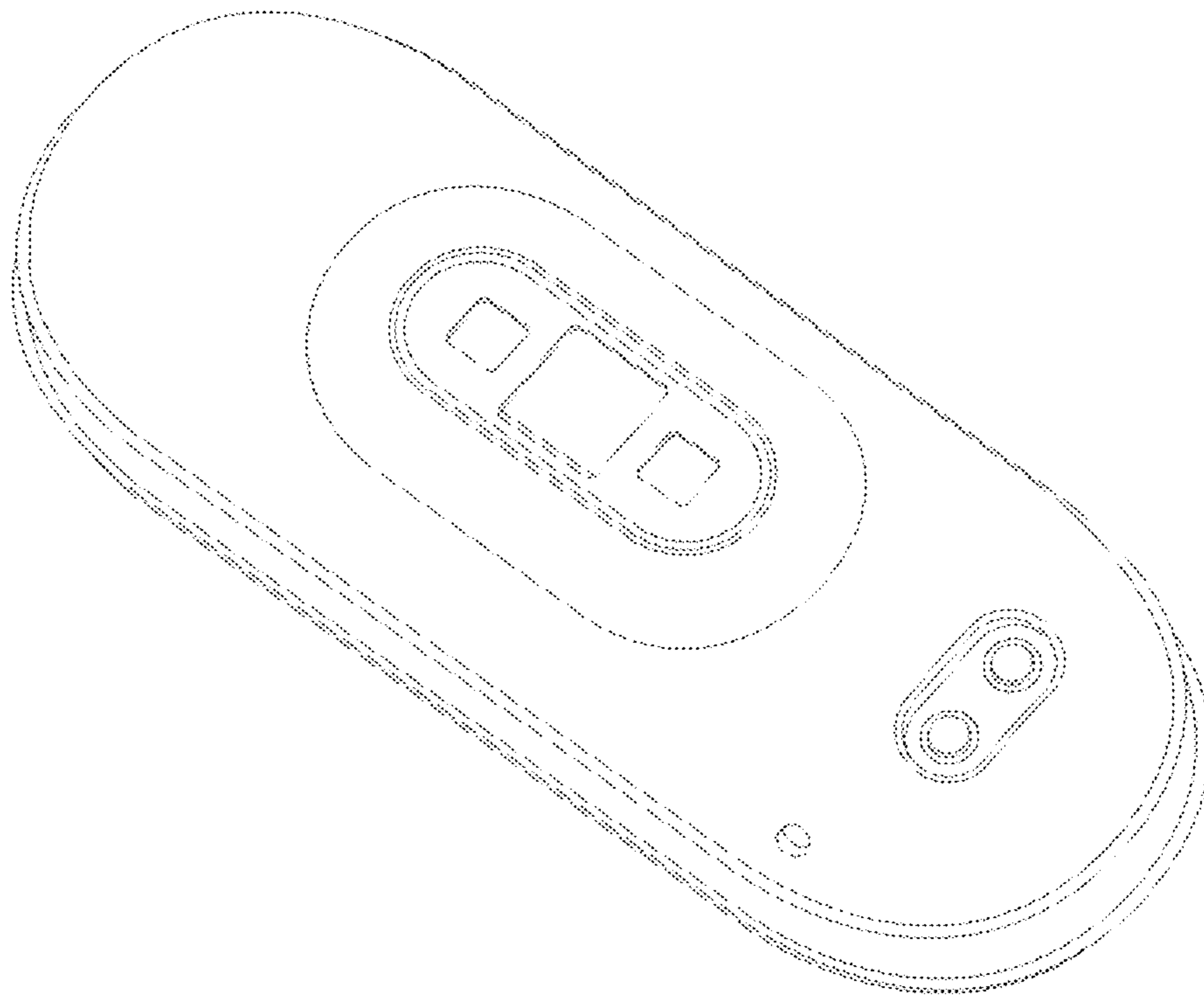
**FIG. 13**



**FIG. 14**



**FIG. 15**



**FIG. 16**