



US00D915218S

(12) **United States Design Patent** (10) **Patent No.:** **US D915,218 S**
Capper (45) **Date of Patent:** **** Apr. 6, 2021**

(54) **PACKAGE**

(71) Applicant: **Conopco, Inc.**, Englewood Cliffs, NJ (US)

(72) Inventor: **Andrew Richard Capper**, London (GB)

(73) Assignee: **Conopco, Inc.**, Englewood Cliffs, NJ (US)

(**) Term: **15 Years**

(21) Appl. No.: **29/687,907**

(22) Filed: **Apr. 17, 2019**

(30) **Foreign Application Priority Data**

Nov. 1, 2018 (GB) 6047474

(51) **LOC (13) Cl.** **09-01**

(52) **U.S. Cl.**
USPC **D9/686**

(58) **Field of Classification Search**
USPC D9/682-694, 516-575, 434-436, 448;
D6/542
CPC B65D 1/0223; B65D 1/40; B65D 23/102;
B65D 2501/0081; B65D 2501/009; B65D
83/14-759; B05B 11/00-3098; A47K
5/12-1211; A47K 5/1214; A45D
2200/05-057

See application file for complete search history.

(56) **References Cited**

U.S. PATENT DOCUMENTS

D349,642 S * 8/1994 Abfier D9/685
D476,558 S * 7/2003 Cho D9/685
D481,305 S * 10/2003 Walters D9/685
D489,970 S * 5/2004 Nelson D9/688

D537,359 S * 2/2007 Butler D9/685
D671,422 S * 11/2012 Thurin D9/689
D700,521 S * 3/2014 Finlay D9/529
D758,878 S * 6/2016 Hoeke D9/682
D770,022 S * 10/2016 Breit D23/328
D830,194 S * 10/2018 Maas D9/685
D866,325 S * 11/2019 Tu D9/448
D867,136 S * 11/2019 Tu D9/448
2007/0034653 A1 * 2/2007 Strand B65D 83/206
222/402.13
2012/0048959 A1 * 3/2012 Maas B05B 9/0883
239/1
2012/0312896 A1 * 12/2012 Thurin B05B 1/1636
239/337

FOREIGN PATENT DOCUMENTS

WO WO-2016008930 A1 * 1/2016 B65D 83/205

* cited by examiner

Primary Examiner — Catherine A Tuttle

(74) *Attorney, Agent, or Firm* — Gerard J. McGowan, Jr.

(57) **CLAIM**

The ornamental design for a package, as shown and described.

DESCRIPTION

FIG. 1 is a top, front and right perspective view of my new design;

FIG. 2 is a front elevational view;

FIG. 3 is a rear elevational view;

FIG. 4 is a right side elevational view;

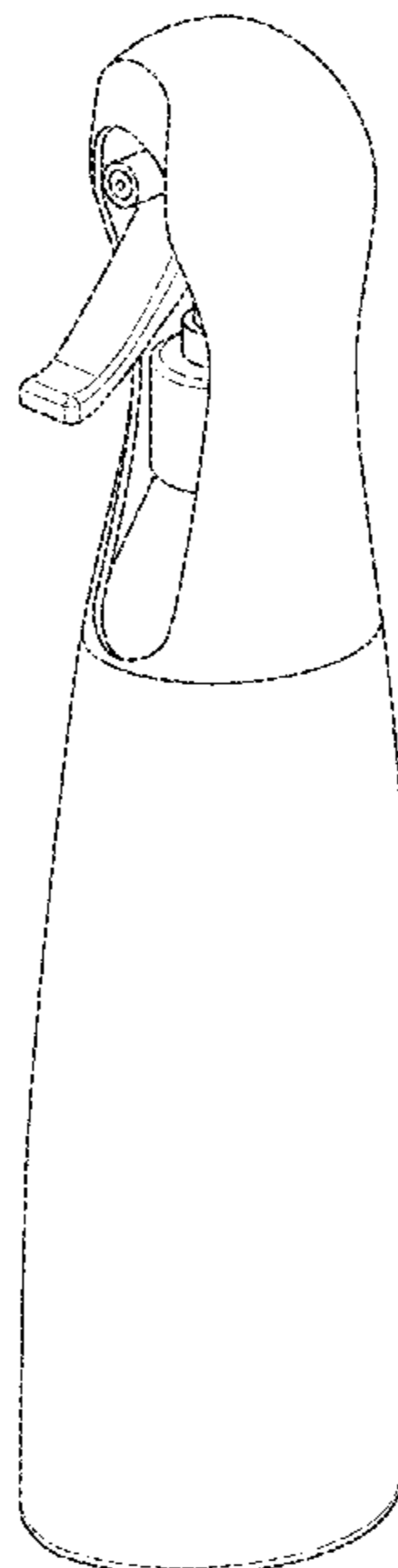
FIG. 5 is a left side elevational view;

FIG. 6 is a top plan view; and,

FIG. 7 is a bottom plan view.

The broken lines depict the bottom end portion that forms no part of the claimed design.

1 Claim, 4 Drawing Sheets



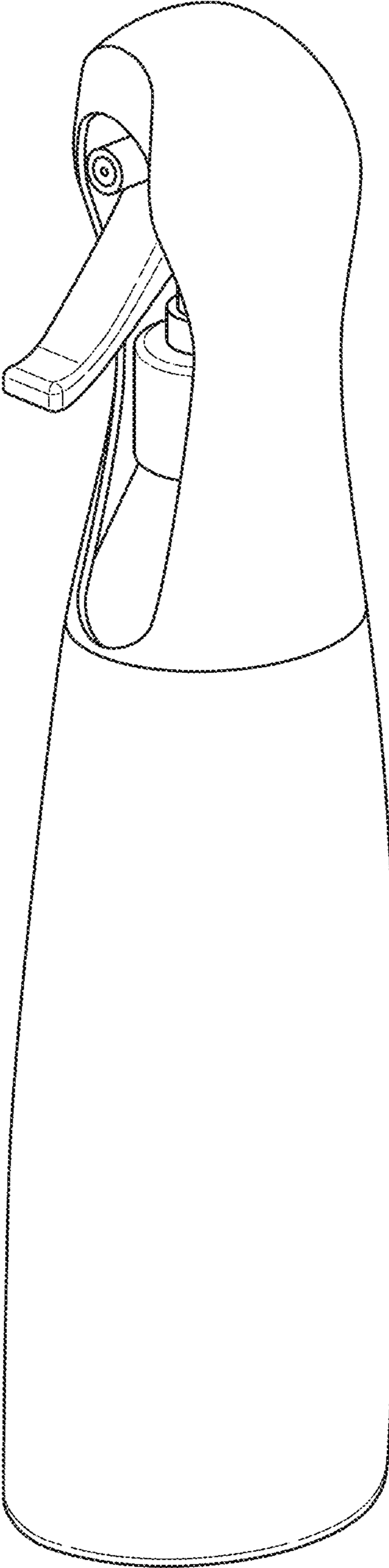


Fig. 1

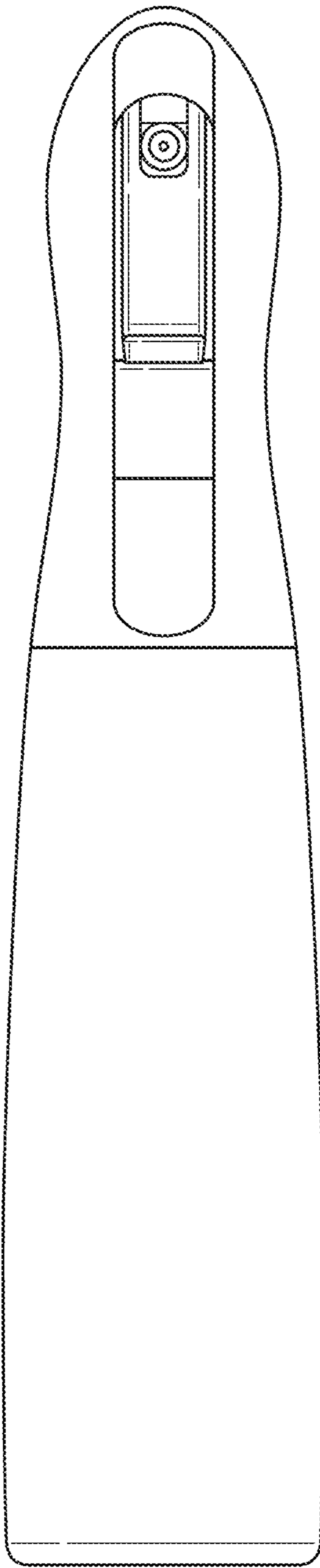


Fig. 2

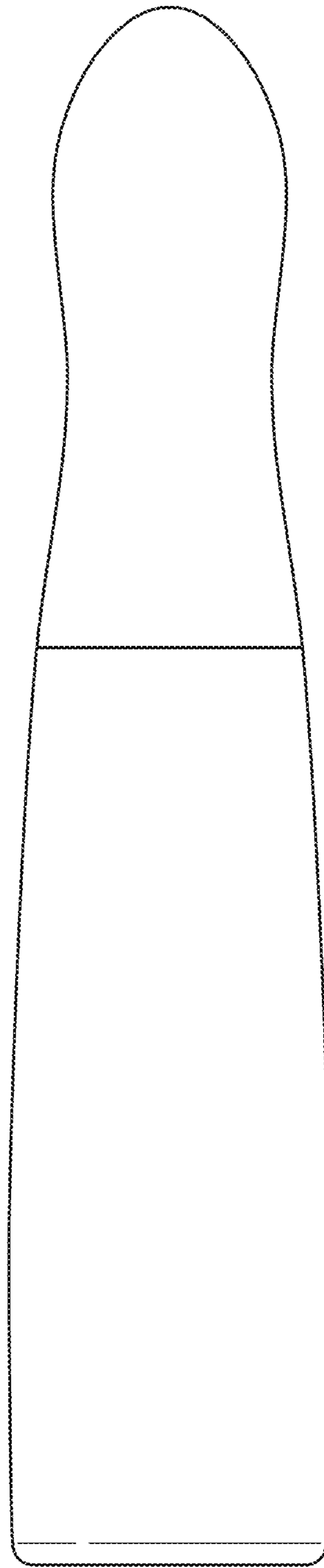


Fig. 3

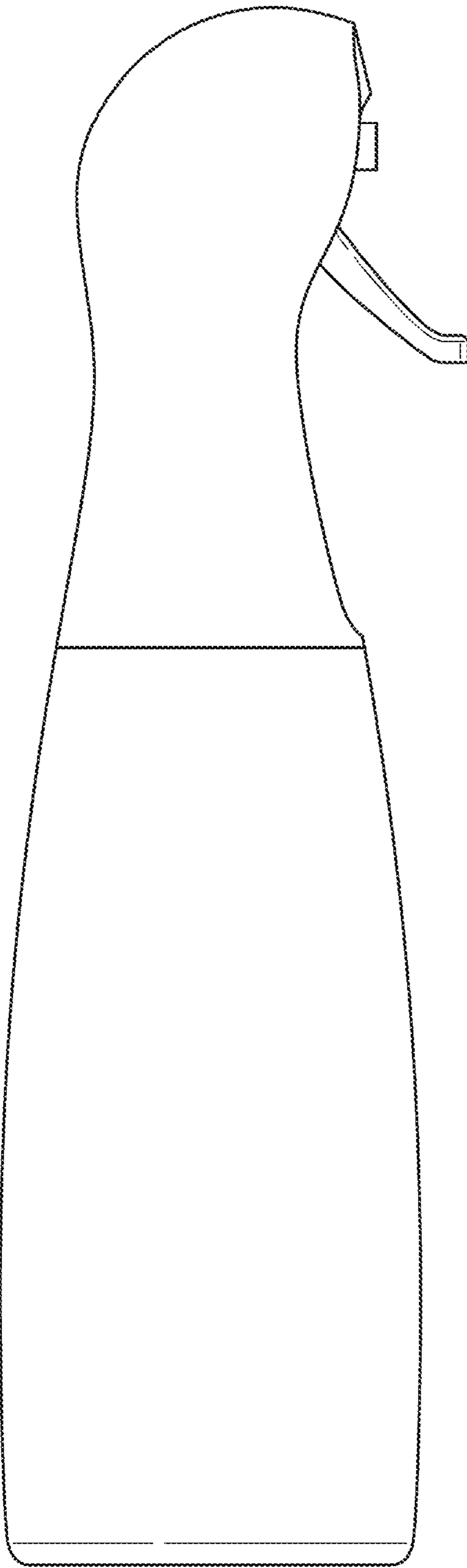


Fig. 4

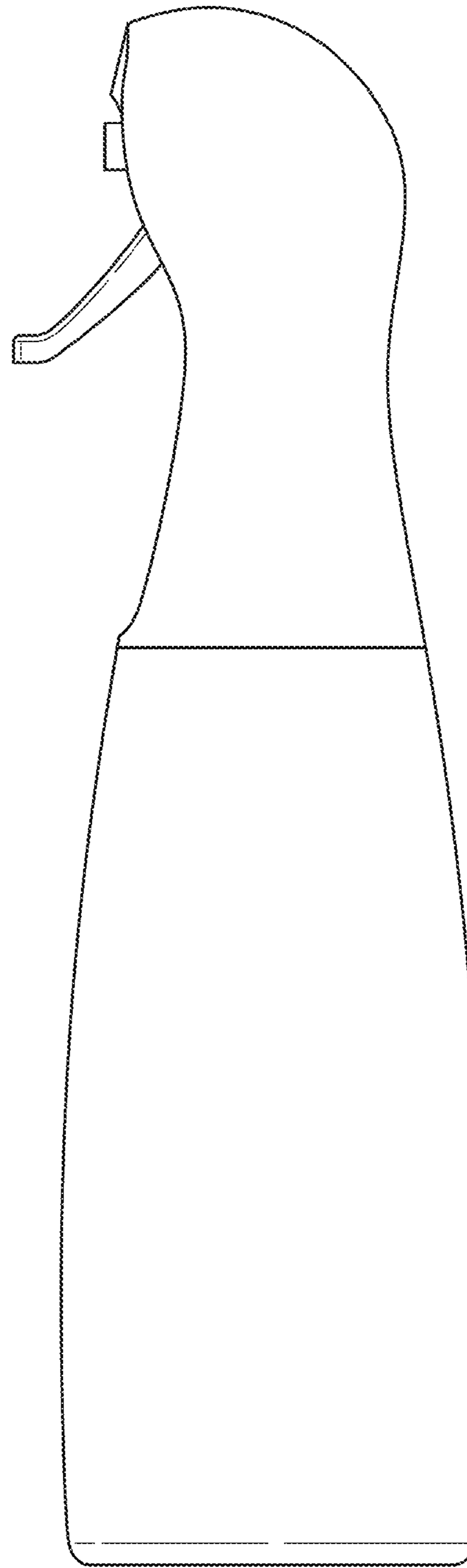


Fig. 5

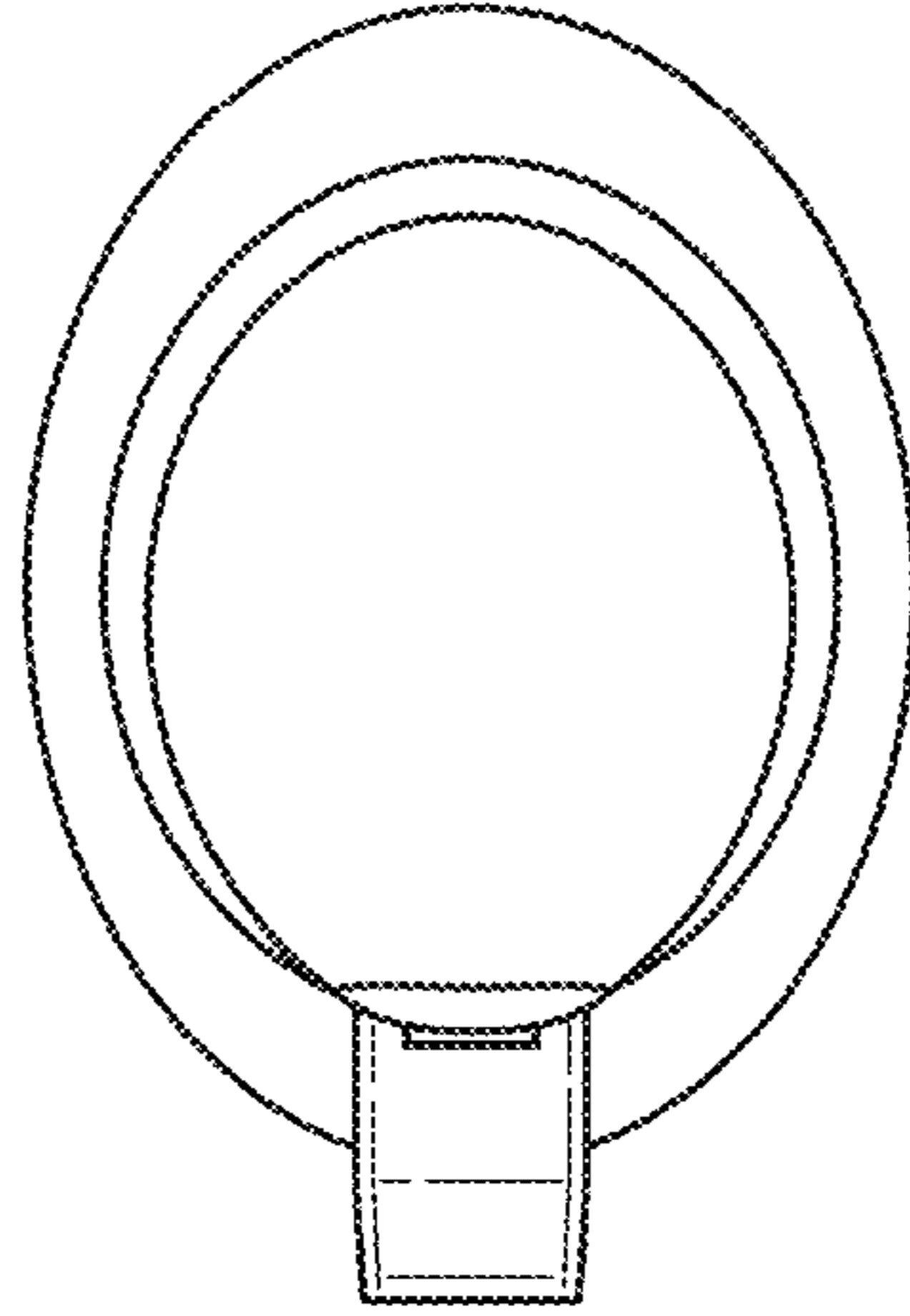


Fig. 6

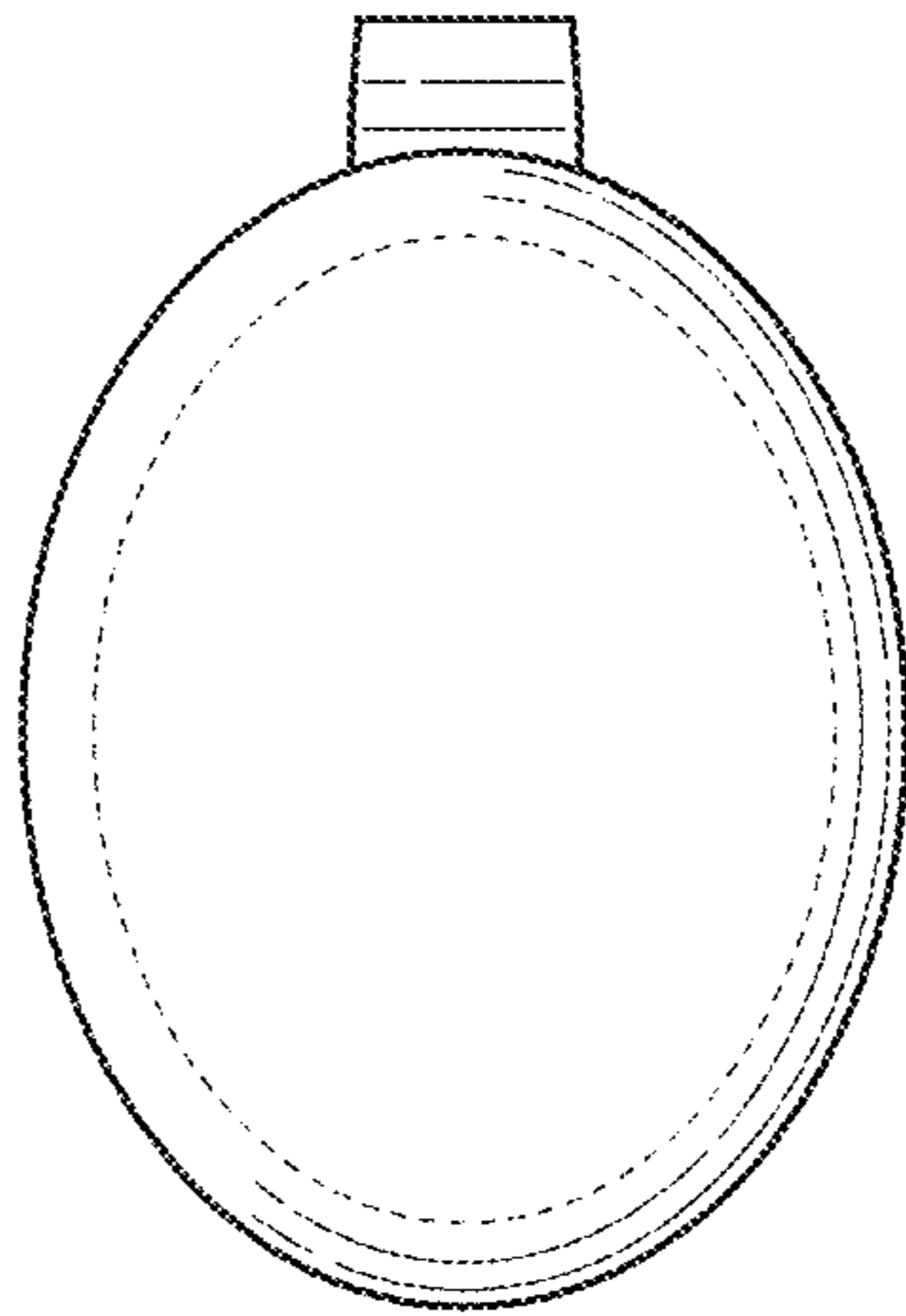


Fig. 7