



US00D915195S

(12) **United States Design Patent** (10) **Patent No.:** **US D915,195 S**
Wieser (45) **Date of Patent:** **** Apr. 6, 2021**

(54) **CARTON**
(71) Applicant: **Martin Kurt Wieser**, Spikkestad (NO)
(72) Inventor: **Martin Kurt Wieser**, Spikkestad (NO)
(**) Term: **15 Years**
(21) Appl. No.: **29/632,219**
(22) Filed: **Jan. 5, 2018**

Related U.S. Application Data

(62) Division of application No. 35/500,440, filed on Sep. 2, 2015 (U.S. filing date under 35 U.S.C. 384), and having an international filing date of Sep. 2, 2015, now Pat. No. Des. 809,917.
(51) **LOC (13) Cl.** **09-03**
(52) **U.S. Cl.**
USPC **D9/433**
CPC **B65D 5/029** (2013.01)
(58) **Field of Classification Search**
USPC D9/414, 418-423, 430-434; D11/221; 206/770, 737, 810, 82; 229/100, 101, 229/101.3, 106, 108, 108.1, 116.1-116.5, 229/121, 122, 201, 213, 221-227, 922, 229/939, 942, 87.08, 101.2, 193, 195, 197
CPC B65D 5/74; B65D 43/00
See application file for complete search history.

(56) **References Cited**
U.S. PATENT DOCUMENTS
2,842,302 A * 7/1958 Ryder B65D 5/743
229/215
3,369,727 A * 2/1968 Wright B65D 5/061
229/248
3,868,052 A * 2/1975 Rockefeller A47K 10/3809
225/106
4,063,679 A * 12/1977 Henry B65D 5/029
229/108.1

4,289,262 A * 9/1981 Finkelstein A47K 10/3809
221/63
D391,847 S * 3/1998 Seo D9/417
5,897,023 A * 4/1999 Lee B65D 83/0805
221/48
6,053,357 A * 4/2000 Yoh B65D 83/0805
206/494
6,550,633 B2 * 4/2003 Huang A47K 10/42
221/45
6,571,985 B2 * 6/2003 Wilkes A47K 10/421
221/303
D518,371 S * 4/2006 Franic D9/417
D553,496 S * 10/2007 Martuch D9/432
D562,130 S * 2/2008 Kortsmitt D9/430
D624,405 S * 9/2010 Franic D9/433
D637,487 S * 5/2011 Franic D9/433
2002/0014522 A1 * 2/2002 Heeley B65D 5/46192
229/117.12
2006/0144912 A1 * 7/2006 Franic B65D 5/029
229/125.15

* cited by examiner

Primary Examiner — Richard E Chilcot
(74) *Attorney, Agent, or Firm* — The Weintraub Group, P.L.C.

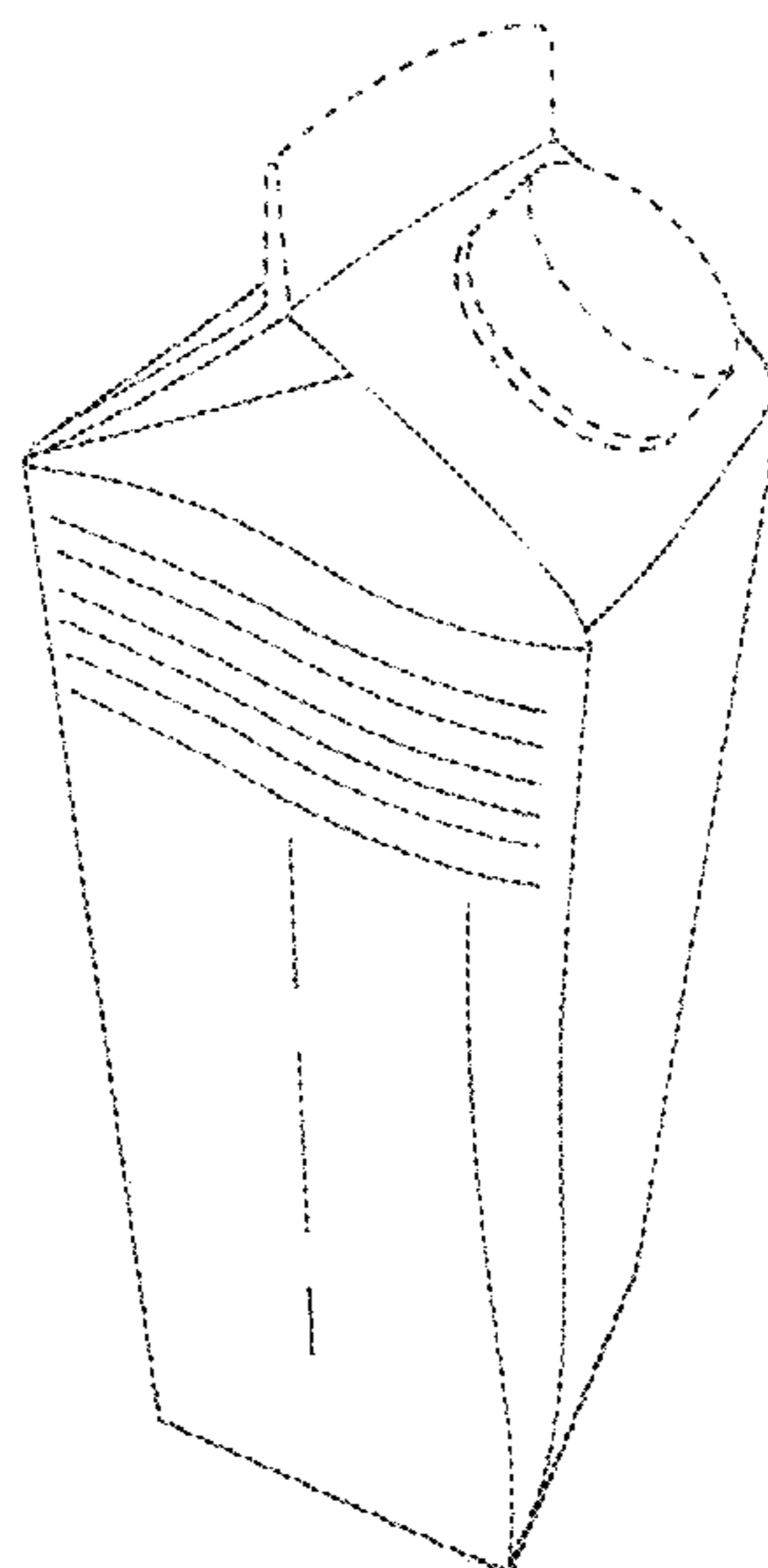
(57) **CLAIM**

The ornamental design for a carton, as shown and described.

DESCRIPTION

FIG. 1 is a front view of a first embodiment of a carton showing my new design;
FIG. 2 is a perspective view of the carton hereof;
FIG. 3 is a front view of the carton hereof;
FIG. 4 is a side view of the carton hereof; and,
FIG. 5 is a perspective view of the carton hereof as seen from a side opposite that of FIG. 2.
The broken lines shown in the views are for illustrative purposes only and form no part of the claimed design.

1 Claim, 5 Drawing Sheets






FIG.1




FIG. 2

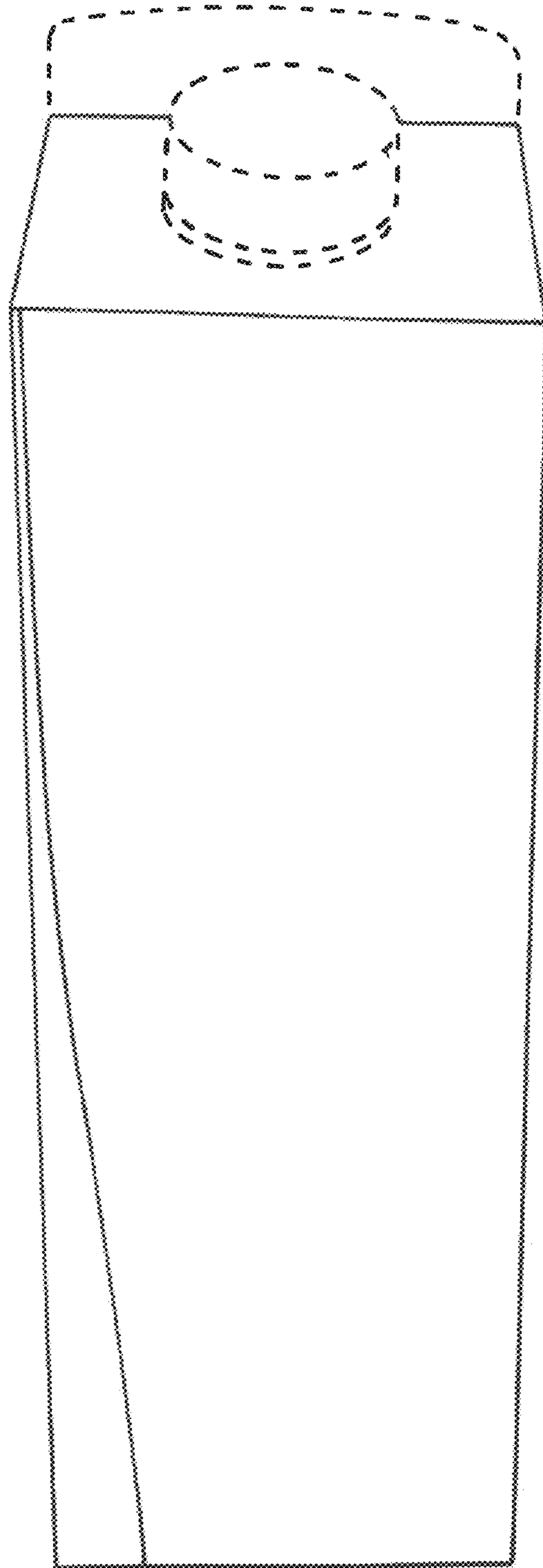


FIG. 3




FIG. 4

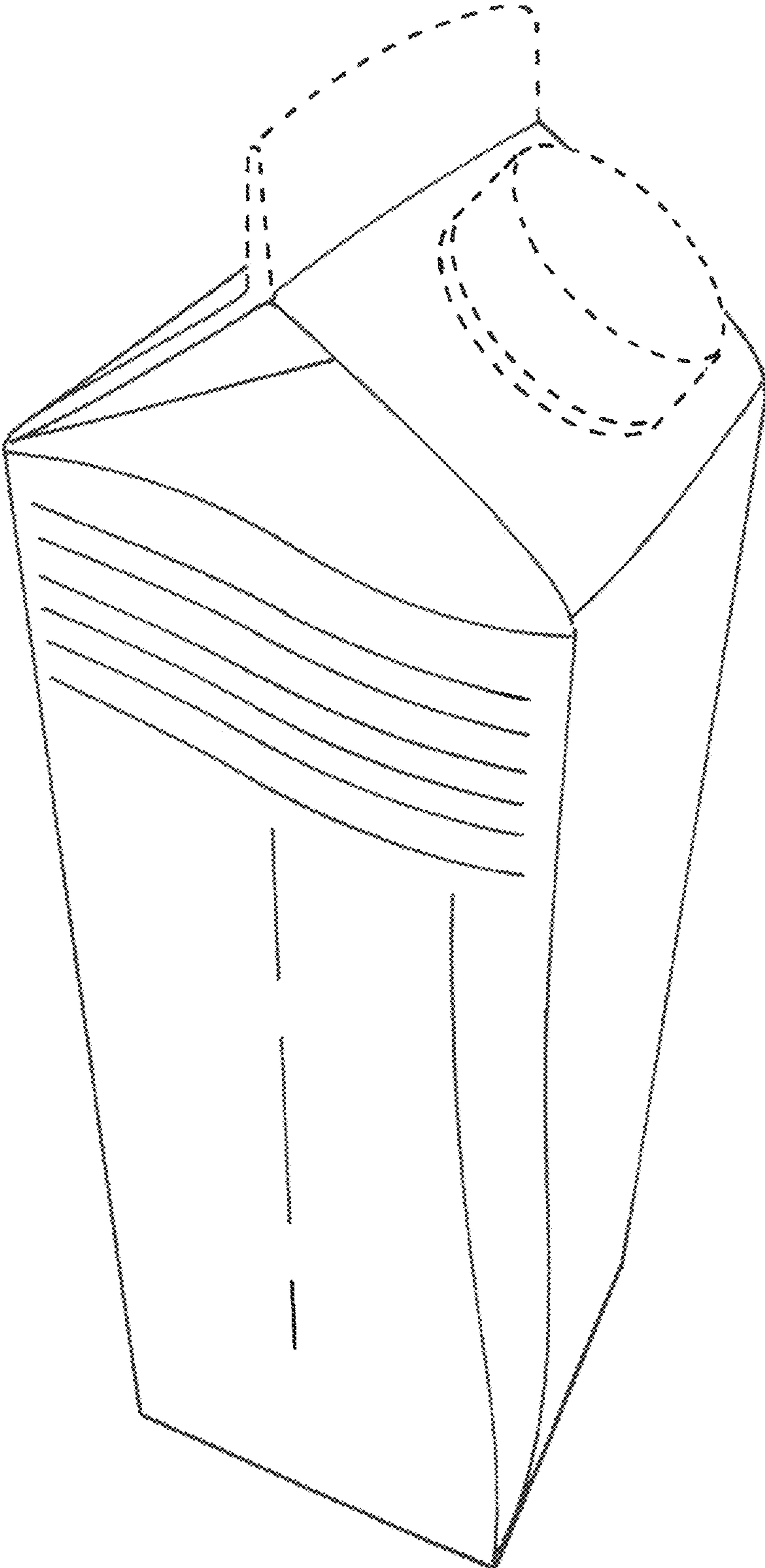


FIG. 5