



US00D915193S

(12) **United States Design Patent**  
**Dunne et al.**

(10) **Patent No.:** **US D915,193 S**

(45) **Date of Patent:** **\*\* Apr. 6, 2021**

(54) **CONTAINER**

(71) Applicant: **CHANEL, INC.**, New York, NY (US)

(72) Inventors: **Kelly Dunne**, New York, NY (US);  
**Olivia Eddy**, New York, NY (US);  
**Jessica Hyland**, New York, NY (US);  
**Brygida Michon**, New York, NY (US);  
**Wendy Burns**, New York, NY (US);  
**Robin Kramer**, New York, NY (US)

(73) Assignee: **CHANEL, INC.**, New York, NY (US)

(\*\*) Term: **15 Years**

(21) Appl. No.: **29/721,580**

(22) Filed: **Jan. 22, 2020**

(51) **LOC (13) Cl.** ..... **09-03**

(52) **U.S. Cl.**  
USPC ..... **D9/430; D9/418**

(58) **Field of Classification Search**  
USPC ..... D9/414, 418, 424, 430, 432; D3/302;  
D6/669, 678  
CPC ..... B65D 5/2033; B65D 2543/00101; B65D  
2577/205; B65D 25/54; B65D  
2543/00212; B65D 65/04; B65D 81/36  
See application file for complete search history.

(56) **References Cited**

**U.S. PATENT DOCUMENTS**

D126,096 S \* 3/1941 Mautner ..... D3/302  
2,372,312 A \* 3/1945 Buttery ..... B65D 5/4204  
229/109

D162,355 S \* 3/1951 Smith ..... D20/10  
D280,353 S \* 8/1985 Buchet ..... D28/78  
D303,895 S \* 10/1989 Baus ..... D6/559  
D344,234 S \* 2/1994 Kaplan ..... D3/294  
D360,581 S \* 7/1995 Dikowitz ..... D3/302  
D506,867 S \* 7/2005 Galan ..... D3/273  
D618,999 S \* 7/2010 Akana ..... D9/430  
D672,554 S \* 12/2012 Penttinen ..... D3/273  
D709,758 S \* 7/2014 Burdock-Latter ..... D9/418  
D875,518 S \* 2/2020 Giwani ..... D9/418  
2006/0151349 A1 \* 7/2006 Andrews ..... B65D 77/02  
206/456  
2011/0186579 A1 \* 8/2011 Bailey ..... B65D 43/0212  
220/495.01

\* cited by examiner

*Primary Examiner* — Lauren R Calve

(74) *Attorney, Agent, or Firm* — Fross, Zelnick, Lehrman  
& Zissu PC; Charles T. J. Weigell, Esq.

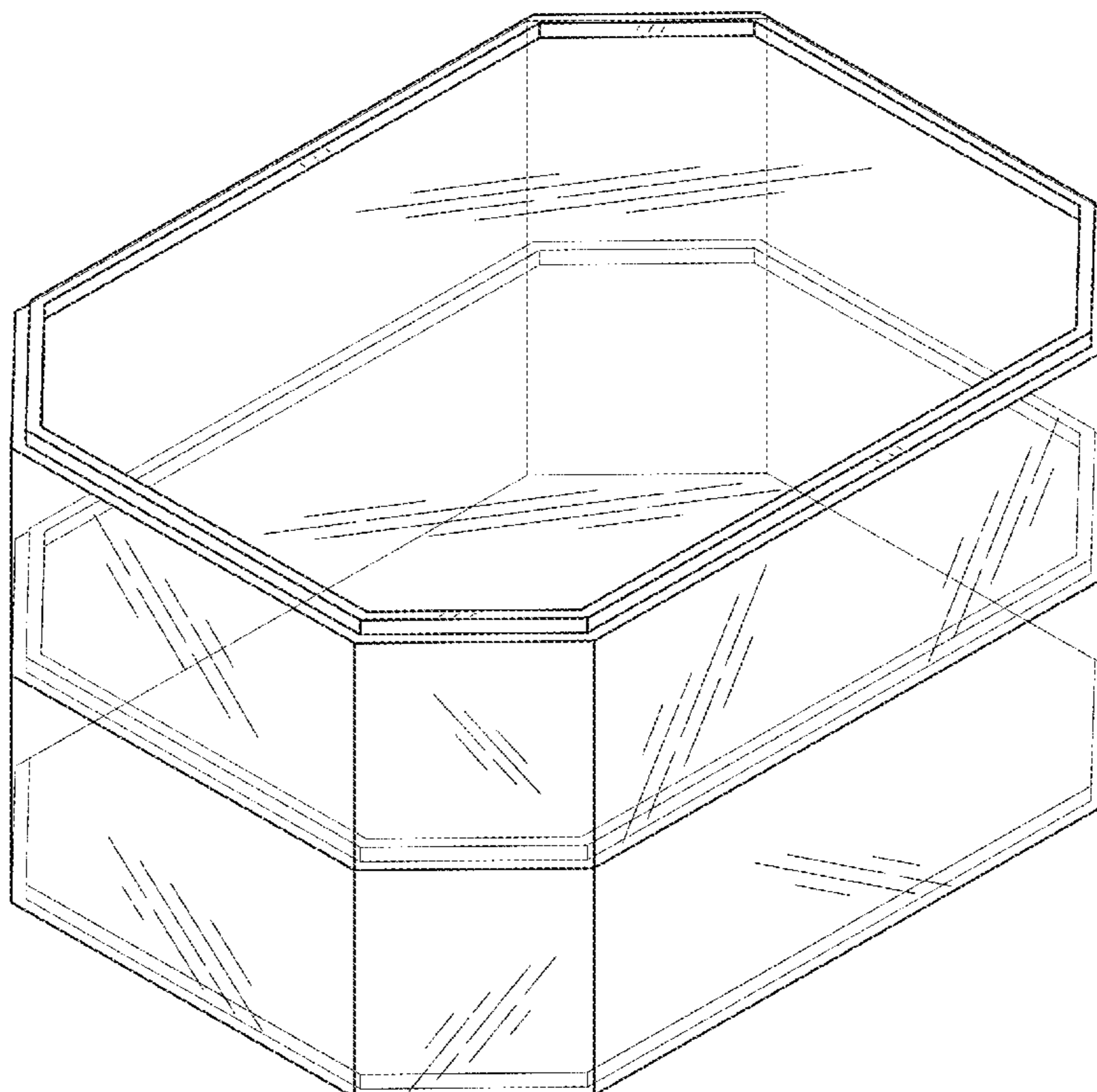
(57) **CLAIM**

The ornamental design for a container, as shown and described.

**DESCRIPTION**

FIG. 1 is a perspective view of a container showing our new design;  
FIG. 2 is a front view thereof;  
FIG. 3 is a back view thereof;  
FIG. 4 is a left side view thereof;  
FIG. 5 is a right side view thereof;  
FIG. 6 is a top view thereof; and,  
FIG. 7 is a bottom view thereof.

**1 Claim, 4 Drawing Sheets**



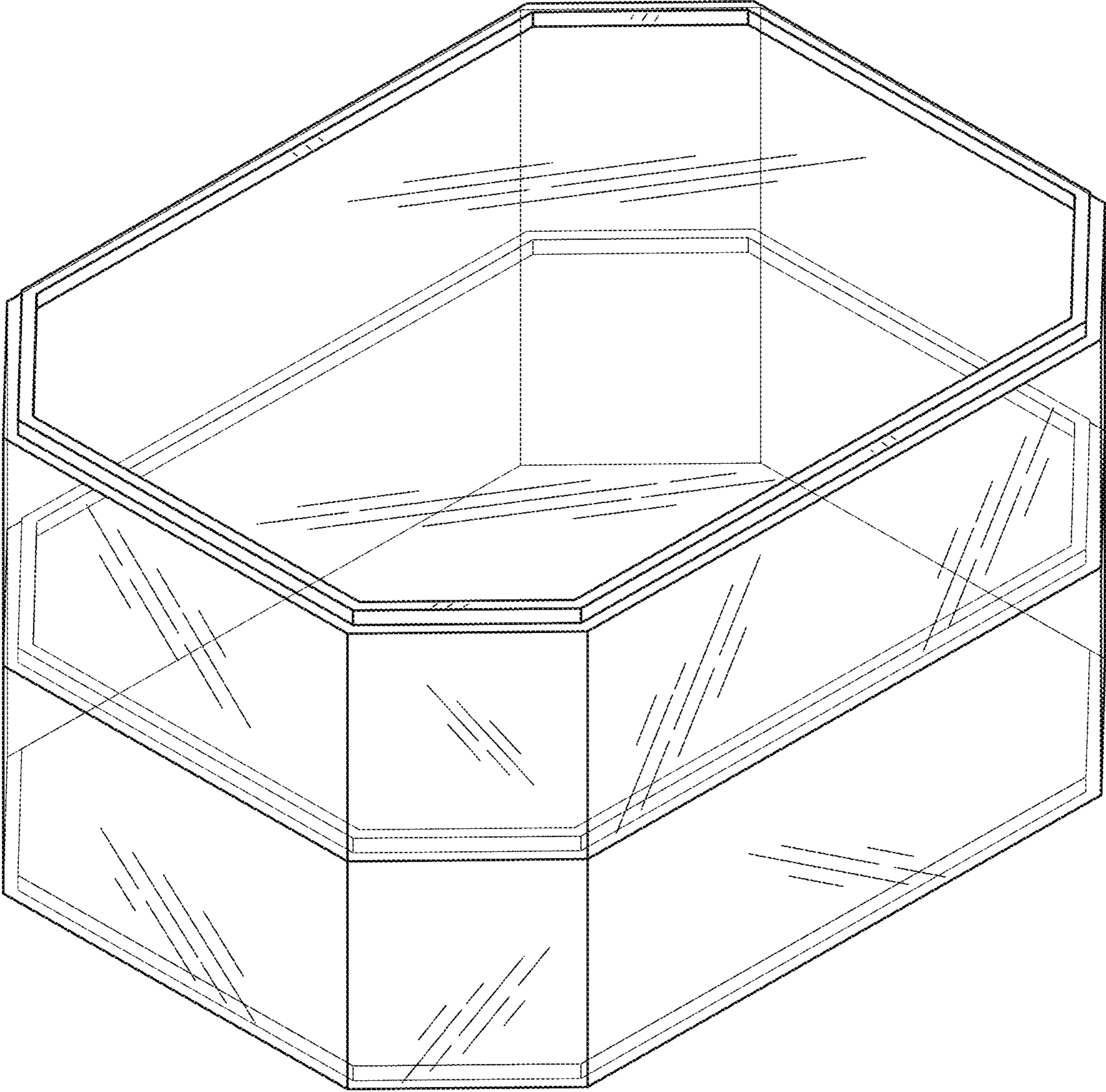


FIG. 1

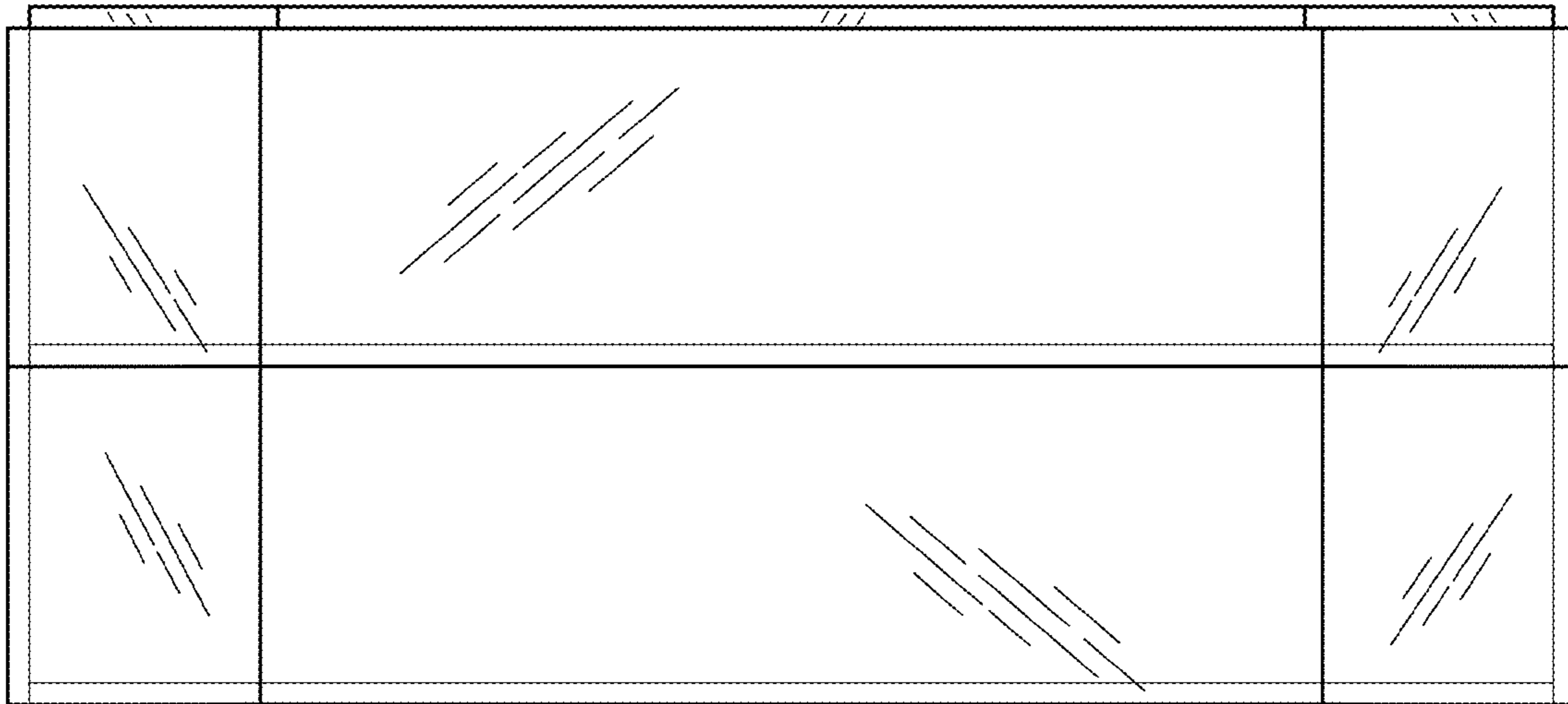


FIG. 2

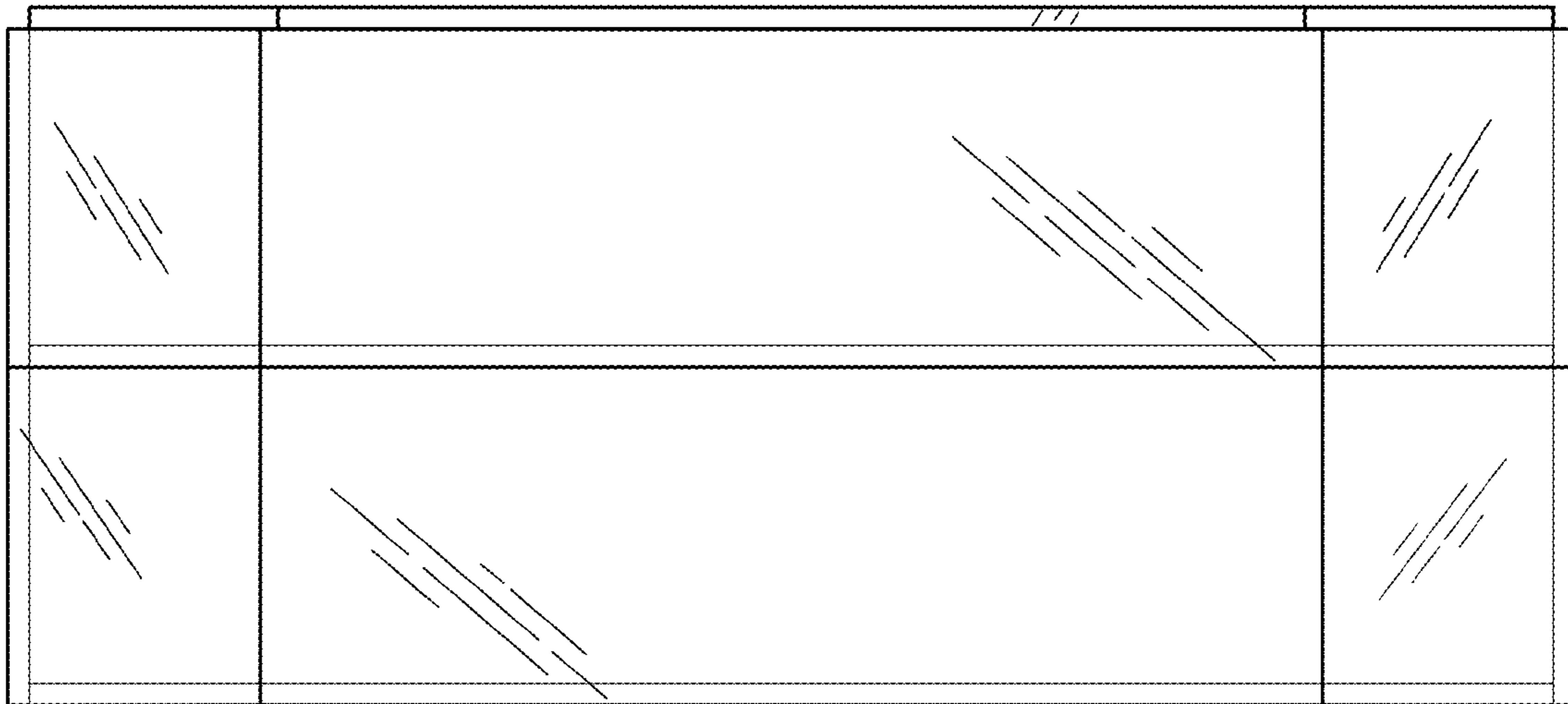


FIG. 3

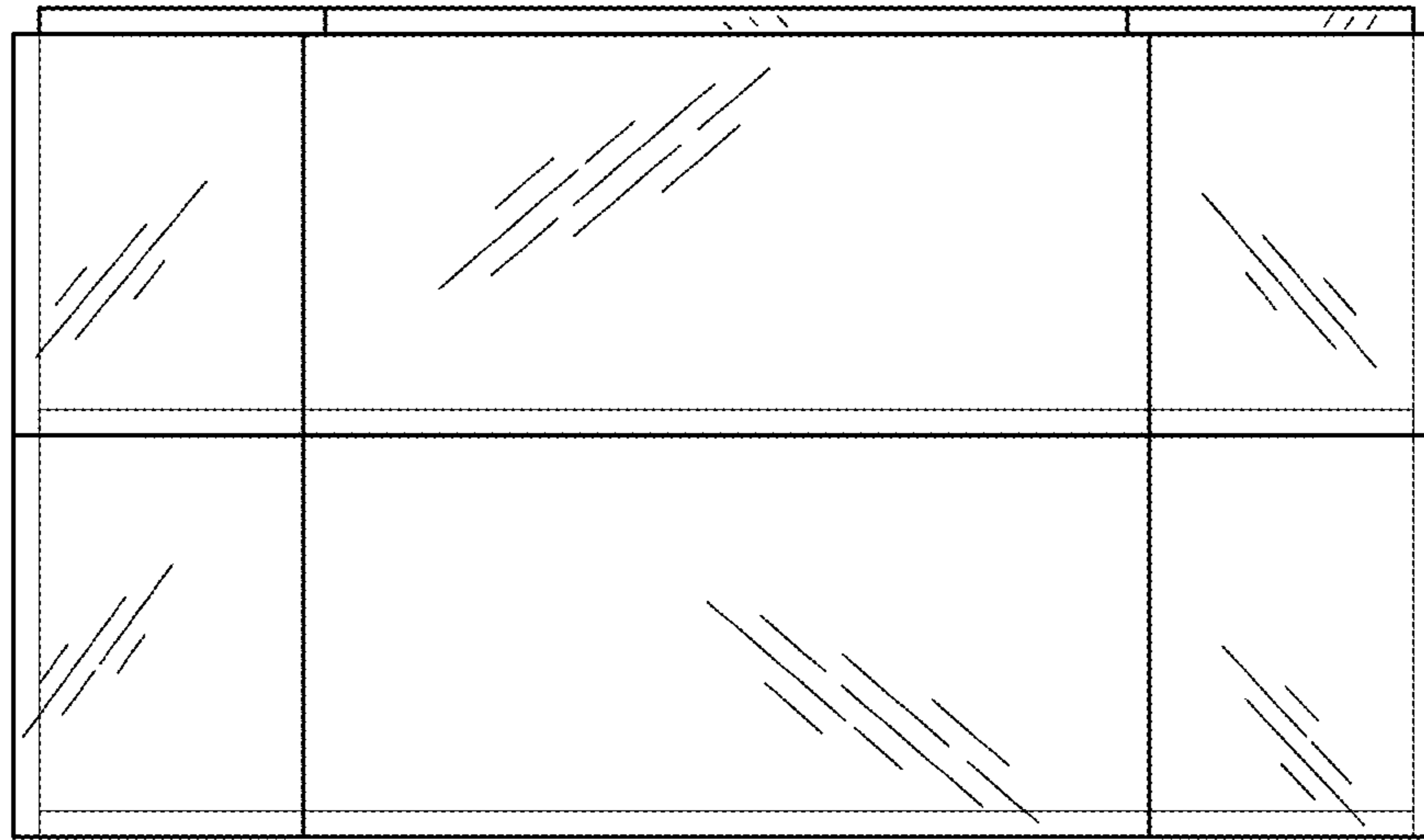


FIG. 4

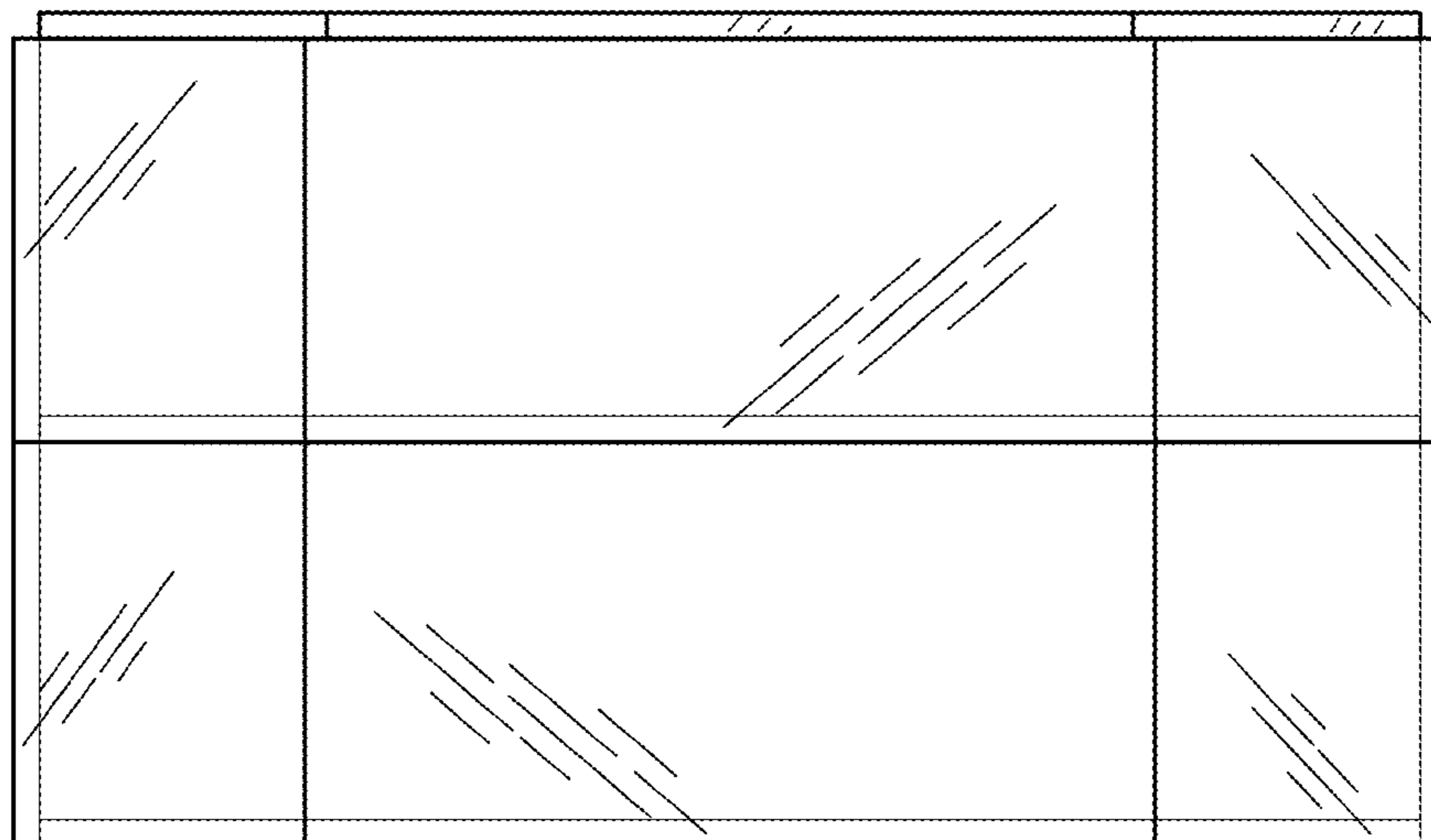


FIG. 5




FIG. 6

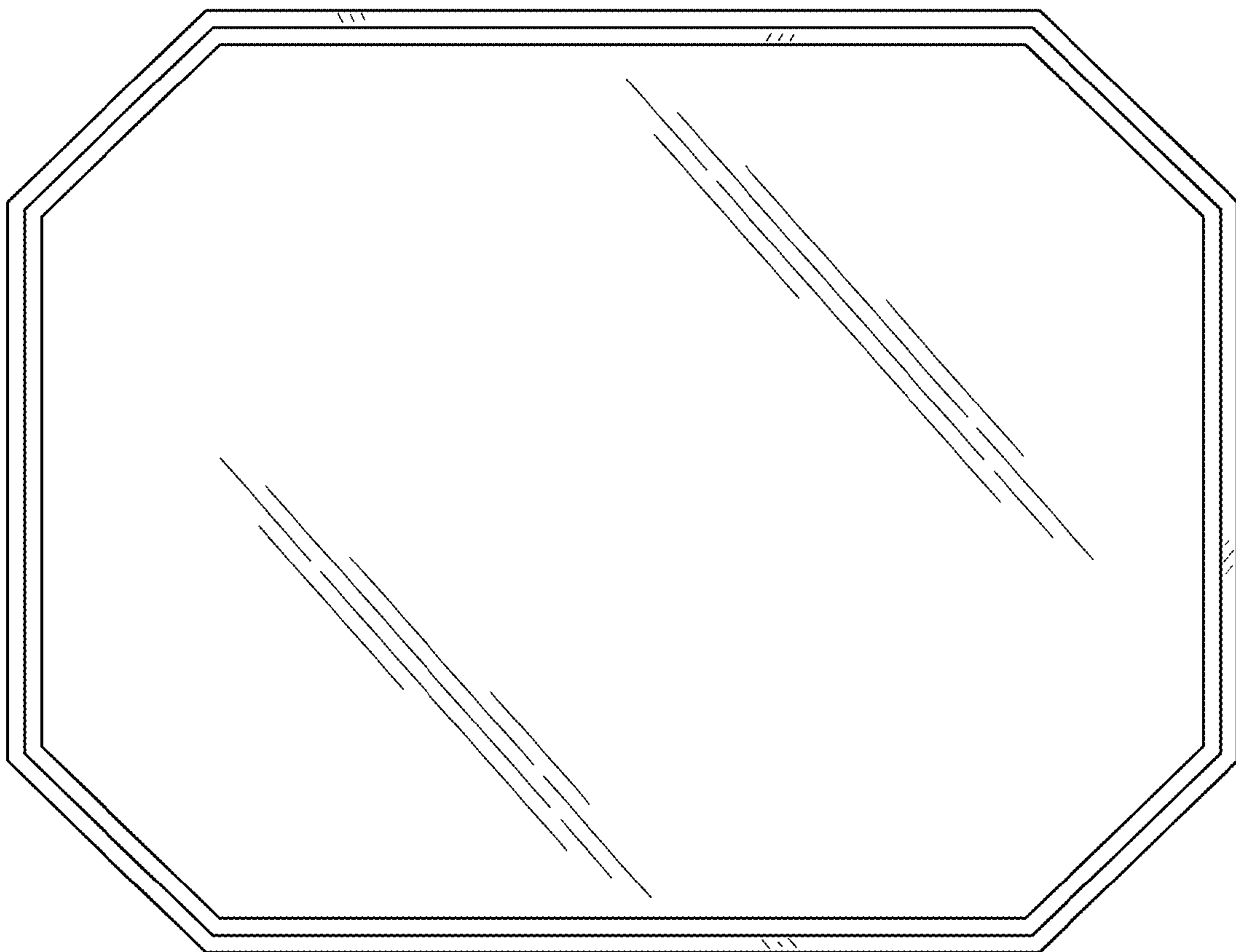


FIG. 7