



US00D915179S

(12) **United States Design Patent** (10) **Patent No.:** **US D915,179 S**
Bohmbach (45) **Date of Patent:** **** Apr. 6, 2021**

(54) **WIRE TRAP ANCHOR POINT**
(71) Applicant: **Tenacious Holdings, Inc.**, St. Paul, MN (US)
(72) Inventor: **Nathan Bohmbach**, Lakeville, MN (US)
(73) Assignee: **Tenacious Holdings, Inc.**, St. Paul, MN (US)
(**) Term: **15 Years**
(21) Appl. No.: **29/709,280**
(22) Filed: **Oct. 12, 2019**
(51) **LOC (13) Cl.** **08-08**
(52) **U.S. Cl.**
USPC **D8/349**
(58) **Field of Classification Search**
USPC D8/349, 350-353, 354, 355, 363,
D8/373-377; D29/101.1, 122, 129
CPC A45F 2005/006; A45F 5/00; A45F 5/02;
A45F 5/021; A45F 2005/025; A47F 5/00;
A47H 1/10; A47G 29/00; A47G 29/08;
A47B 97/00; A47K 3/14
See application file for complete search history.

(56) **References Cited**
U.S. PATENT DOCUMENTS
D530,671 S * 10/2006 Reed D13/147
D631,444 S * 1/2011 Garay D13/153
D651,828 S * 1/2012 DeMoss D6/718.31
D654,638 S * 2/2012 LaCross D30/153

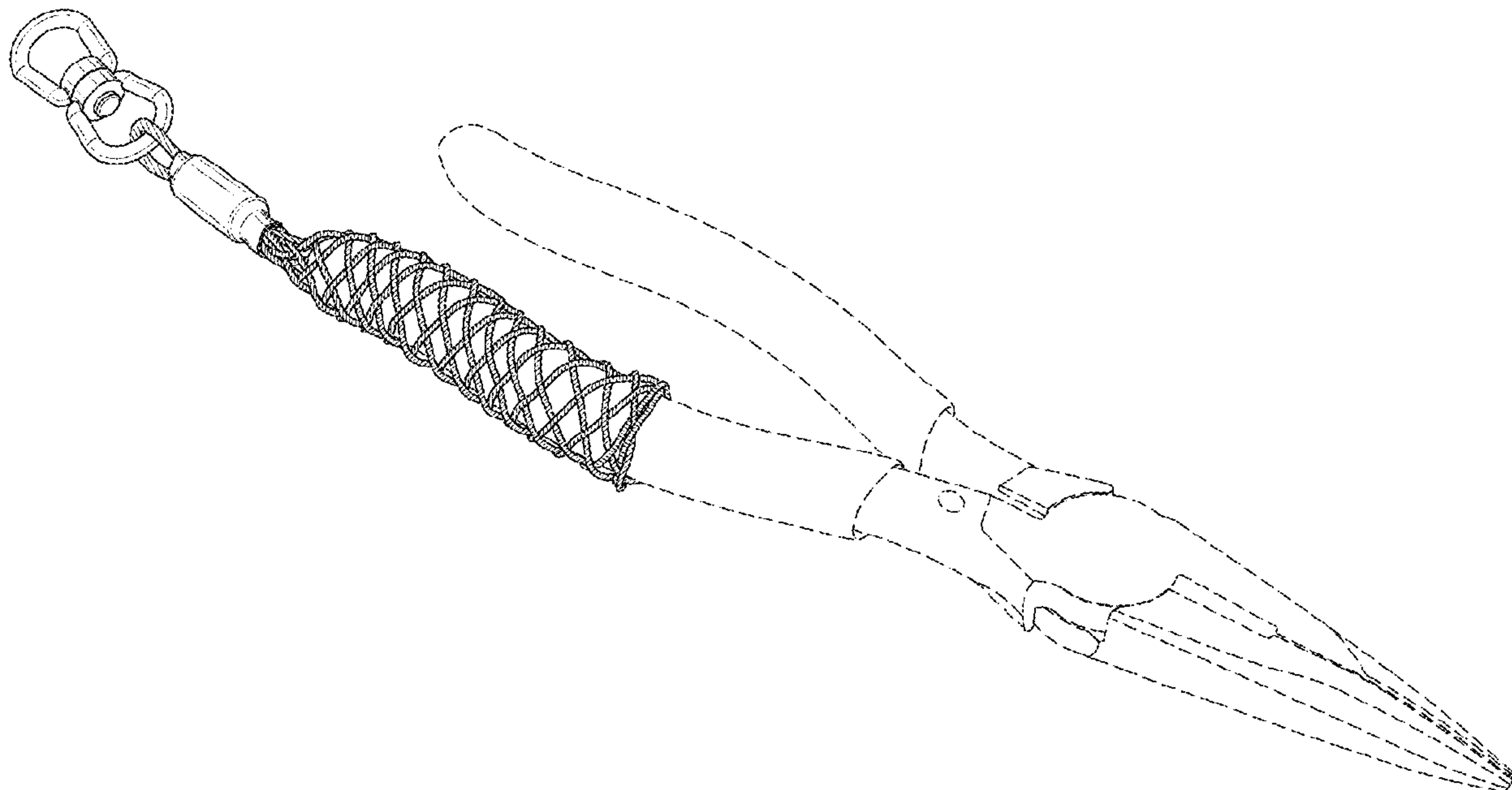
D681,980 S * 5/2013 DeFranks A47C 23/0438
D6/718.31
D706,123 S * 6/2014 Mathews D8/382
D712,338 S * 9/2014 Koch D12/220
D798,242 S * 9/2017 Phillips D13/153
D811,207 S * 2/2018 Votel D8/382
D884,626 S * 5/2020 Lyu D13/110
D897,883 S * 10/2020 Pensiero D11/26
2010/0037833 A1 * 2/2010 Joung A01K 27/005
119/798

* cited by examiner
Primary Examiner — Mark A Goodwin
Assistant Examiner — Benjamin M Weeks
(74) *Attorney, Agent, or Firm* — Skaar Ulbrich Macari, P.A.

(57) **CLAIM**
The ornamental design for a wire trap anchor point, as shown and described.

DESCRIPTION
FIG. 1 is a perspective view of a wire trap anchor point as applied to a tool (dashed out) showing our new design; FIG. 2 is a front elevation view thereof; FIG. 3 is a back elevation view thereof; FIG. 4 is a left side elevation view thereof; FIG. 5 is a right side elevation view thereof; FIG. 6 is a top plan view thereof; and, FIG. 7 is a bottom plan view thereof. The broken line showing of the wire trap anchor point in FIG. 1 is for environmental purposes only and form no part of the claimed design.

1 Claim, 5 Drawing Sheets



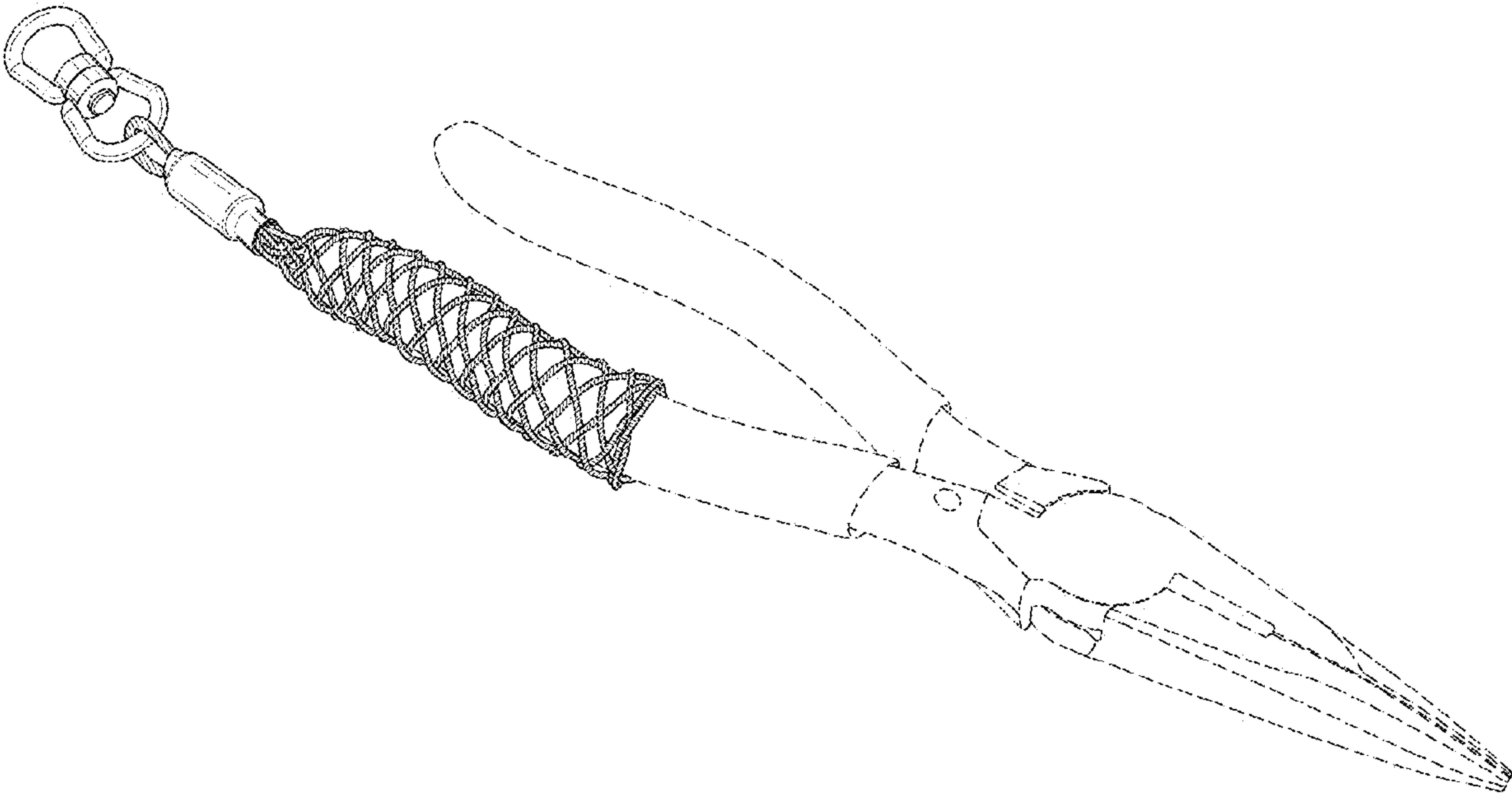


FIG. 1

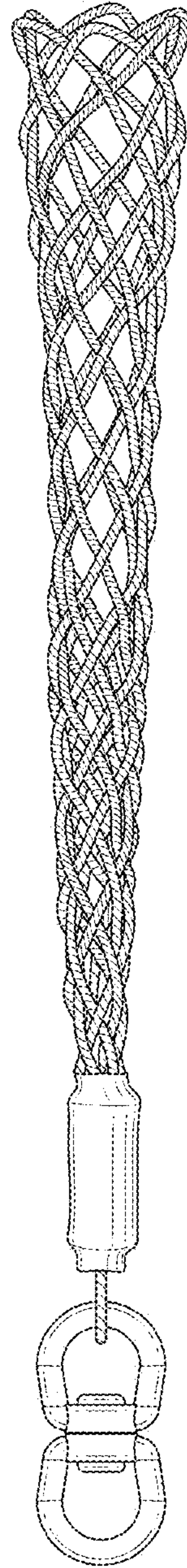


FIG. 2

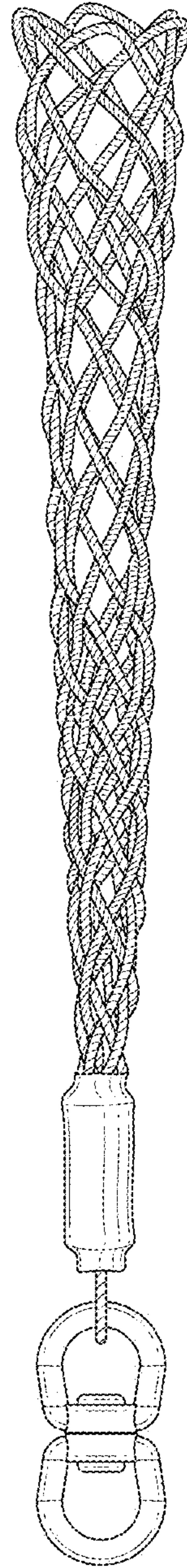


FIG. 3




FIG. 4

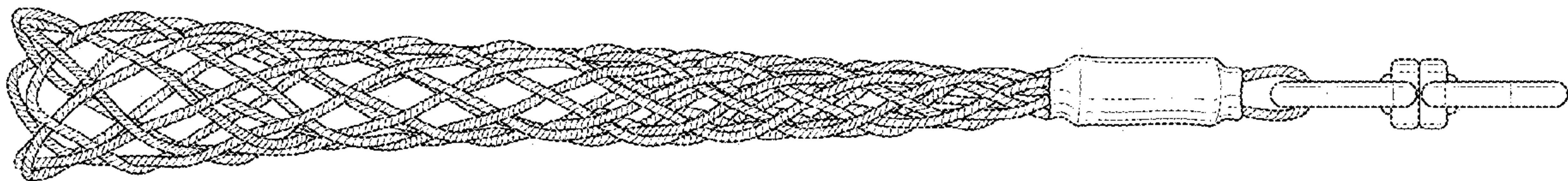


FIG. 5

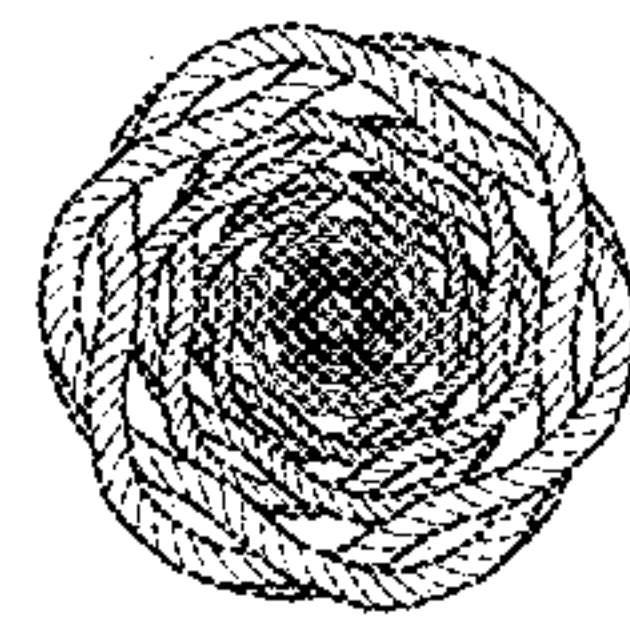


FIG. 6

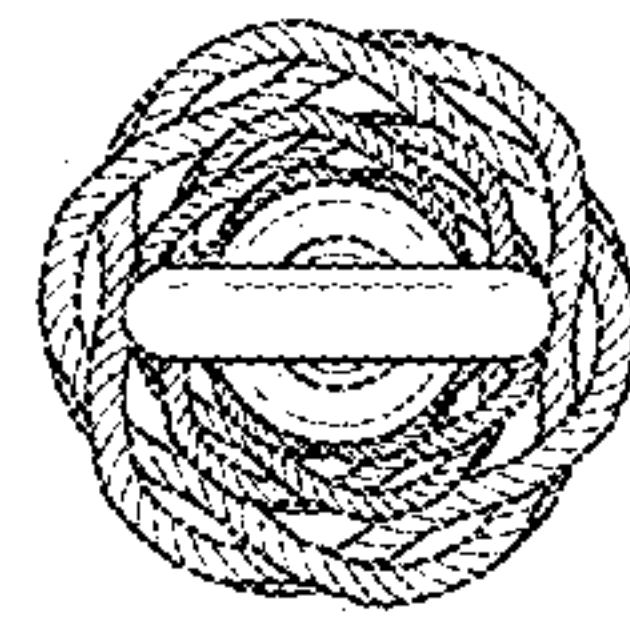


FIG. 7