



US00D915125S

(12) **United States Design Patent** (10) **Patent No.:** **US D915,125 S**  
**Moon et al.** (45) **Date of Patent:** **\*\* Apr. 6, 2021**

(54) **AIR FRYER LID FOR DUAL AIR FRYER/PRESSURE COOKER**  
(71) Applicant: **NuWave, LLC**, Libertyville, IL (US)  
(72) Inventors: **Jay Moon**, Long Grove, IL (US); **Byung Gab Choi**, Lake Villa, IL (US); **Zeng Qing Ping**, Shanwei (CN); **Luo Fei**, Foshan (CN); **DingYu Hu**, Foshan (CN)

(73) Assignee: **NuWave, LLC**, Vernon Hills, IL (US)

(\*\*) Term: **15 Years**

(21) Appl. No.: **29/690,687**

(22) Filed: **May 9, 2019**

(51) **LOC (13) Cl.** ..... **07-02**

(52) **U.S. Cl.**  
USPC ..... **D7/358**; D7/354; D7/391

(58) **Field of Classification Search**  
USPC ..... D7/323, 354-361, 368, 391, 393  
CPC ..... A47J 27/00; A47J 27/004; A47J 27/08;  
A47J 27/0802; A47J 27/0804; A47J 27/0811; A47J 27/0813; A47J 27/0815; A47J 27/0817; A47J 27/084; A47J 27/09; A47J 27/092; A47J 36/025; A47J 36/06; A47J 37/12; A47J 37/1204; A47J 37/1209; A47J 45/07; A47J 45/071; A47J 45/074; A47J 45/08; A47J 43/0465; B01D 2201/345; B01J 3/03; B01J 3/04; F01P 2011/0247; F01P 2011/0252; H05B 6/00; H05B 6/02; H05B 6/06

See application file for complete search history.

(56) **References Cited**

**U.S. PATENT DOCUMENTS**

D486,351 S \* 2/2004 Lu ..... D7/354  
D533,014 S \* 12/2006 Choi ..... D7/354

D728,301 S \* 5/2015 Hack ..... D7/368  
D770,220 S \* 11/2016 Chung ..... D7/354  
D770,843 S \* 11/2016 Chung ..... D7/354  
D770,844 S \* 11/2016 Chung ..... D7/354  
D802,987 S \* 11/2017 Corlay ..... D7/358  
D854,875 S \* 7/2019 Tan ..... D7/358  
D861,411 S \* 10/2019 Huang ..... D7/358  
D861,412 S \* 10/2019 Yang ..... D7/358  
D883,014 S \* 5/2020 Varjabedian ..... D7/354  
2014/0227411 A1 \* 8/2014 Popeil ..... A47J 37/1209  
426/302  
2018/0279832 A1 \* 10/2018 Ohta ..... A47J 43/0465

\* cited by examiner

*Primary Examiner* — Ricky Pham

(74) *Attorney, Agent, or Firm* — Bishop, Diehl & Lee, Ltd.

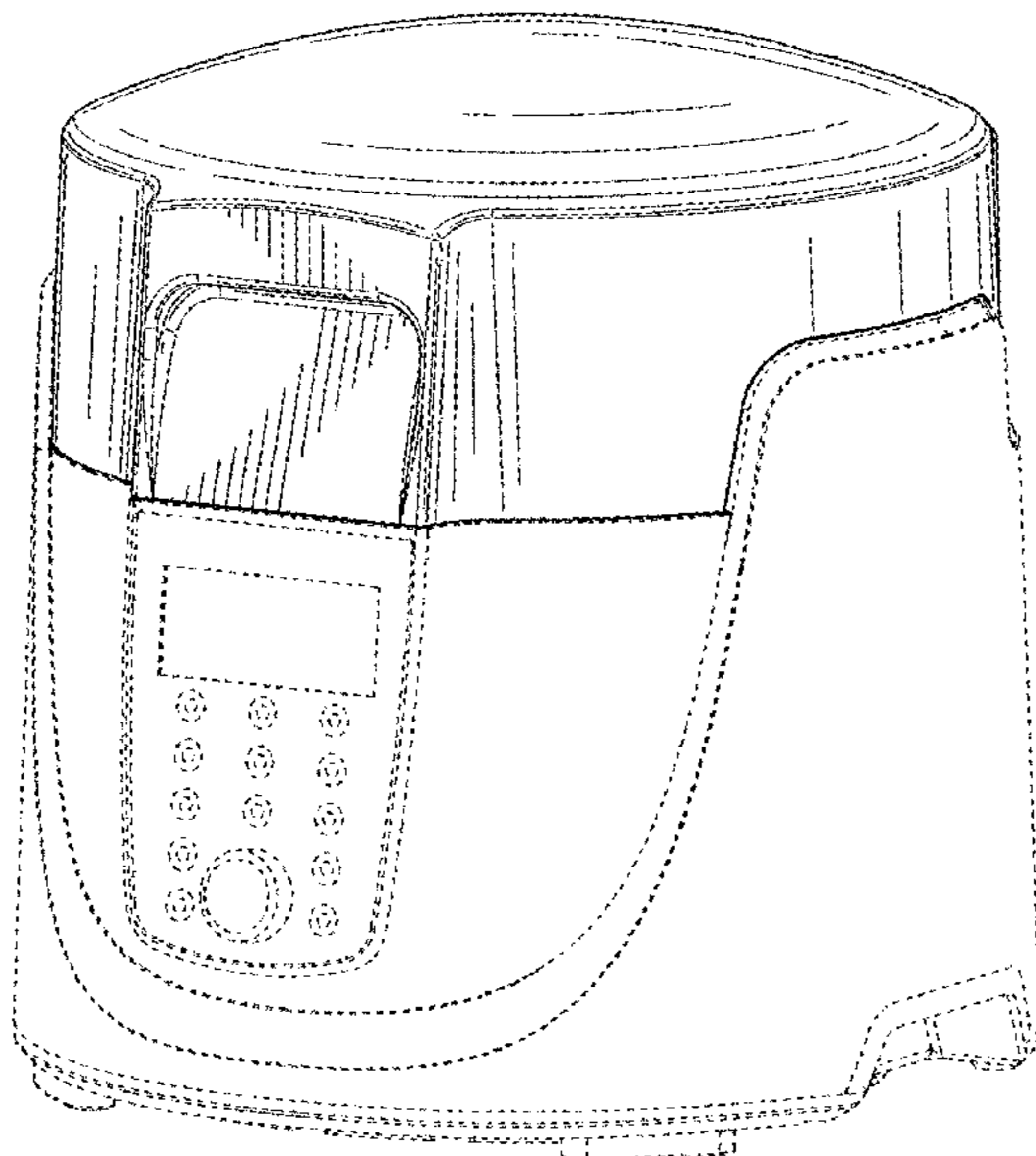
(57) **CLAIM**

The ornamental design for an air fryer lid for dual air fryer/pressure cooker, as shown and described.

**DESCRIPTION**

FIG. 1 is an elevated isometric view of a pressure cooker lid for dual air fryer/pressure cooker showing the new design; FIG. 2 is a front view of the air fryer lid shown in FIG. 1; FIG. 3 is a rear view of the air fryer lid shown in FIG. 1; FIG. 4 is a left-side view of the air fryer lid shown in FIG. 1; FIG. 5 is a right-side view of the air fryer lid shown in FIG. 1; FIG. 6 is a top view of the air fryer lid shown in FIG. 1; and, FIG. 7 is a bottom view of the air fryer lid shown in FIG. 1. The broken lines shown in the drawings are for illustrative purposes only and form no part of the claimed design.

**1 Claim, 7 Drawing Sheets**



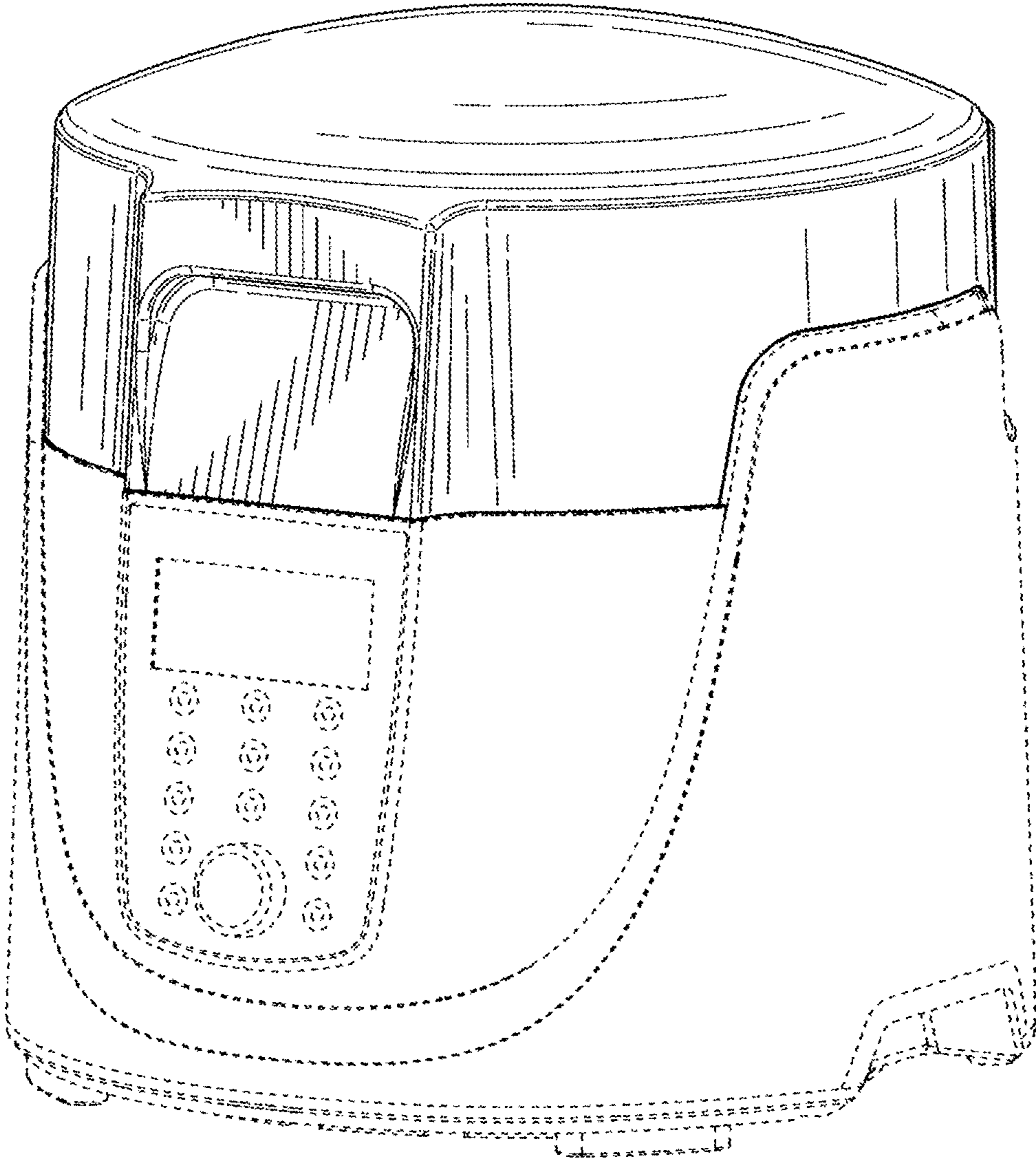


FIG. 1

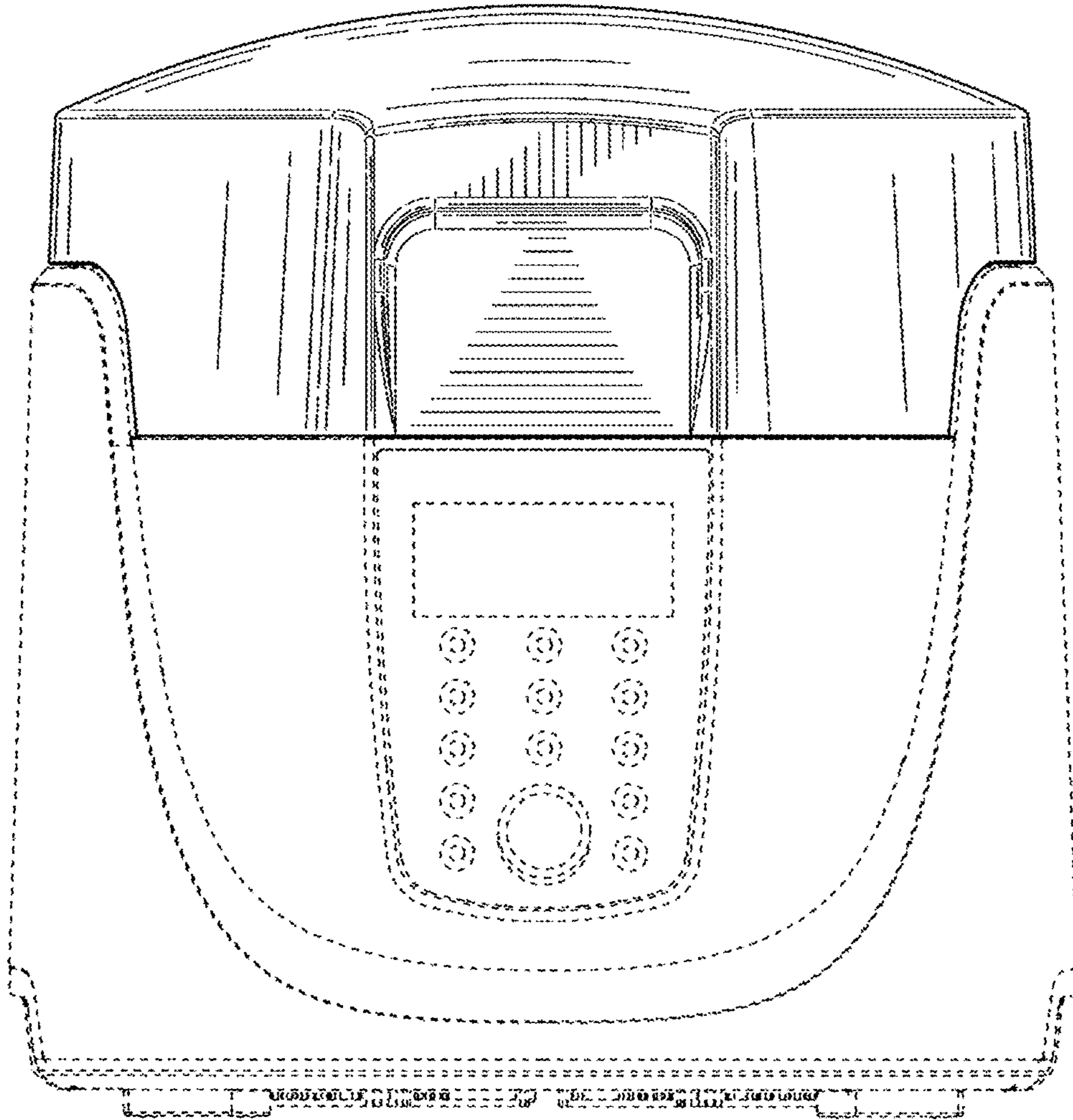


FIG. 2

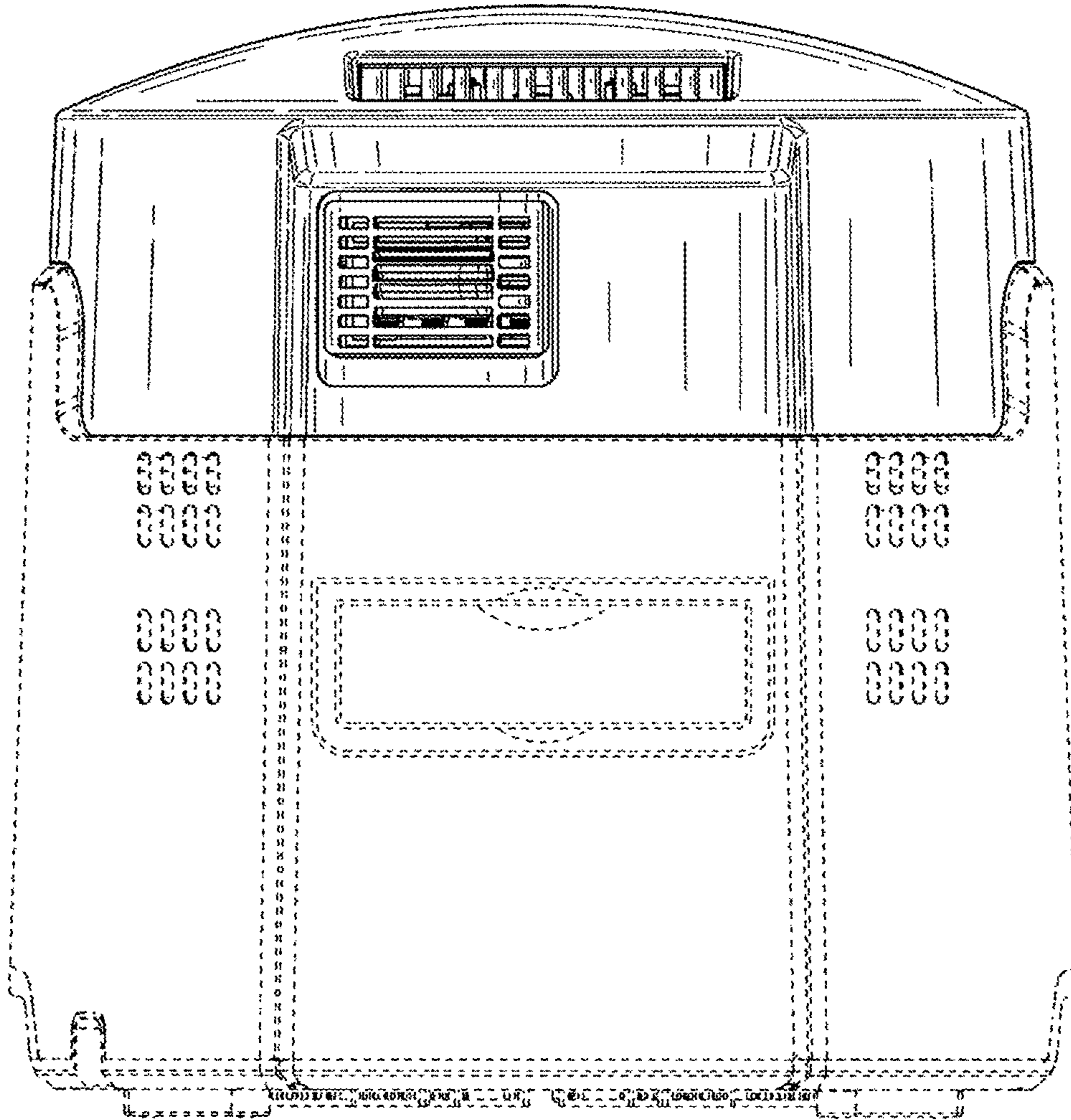


FIG. 3

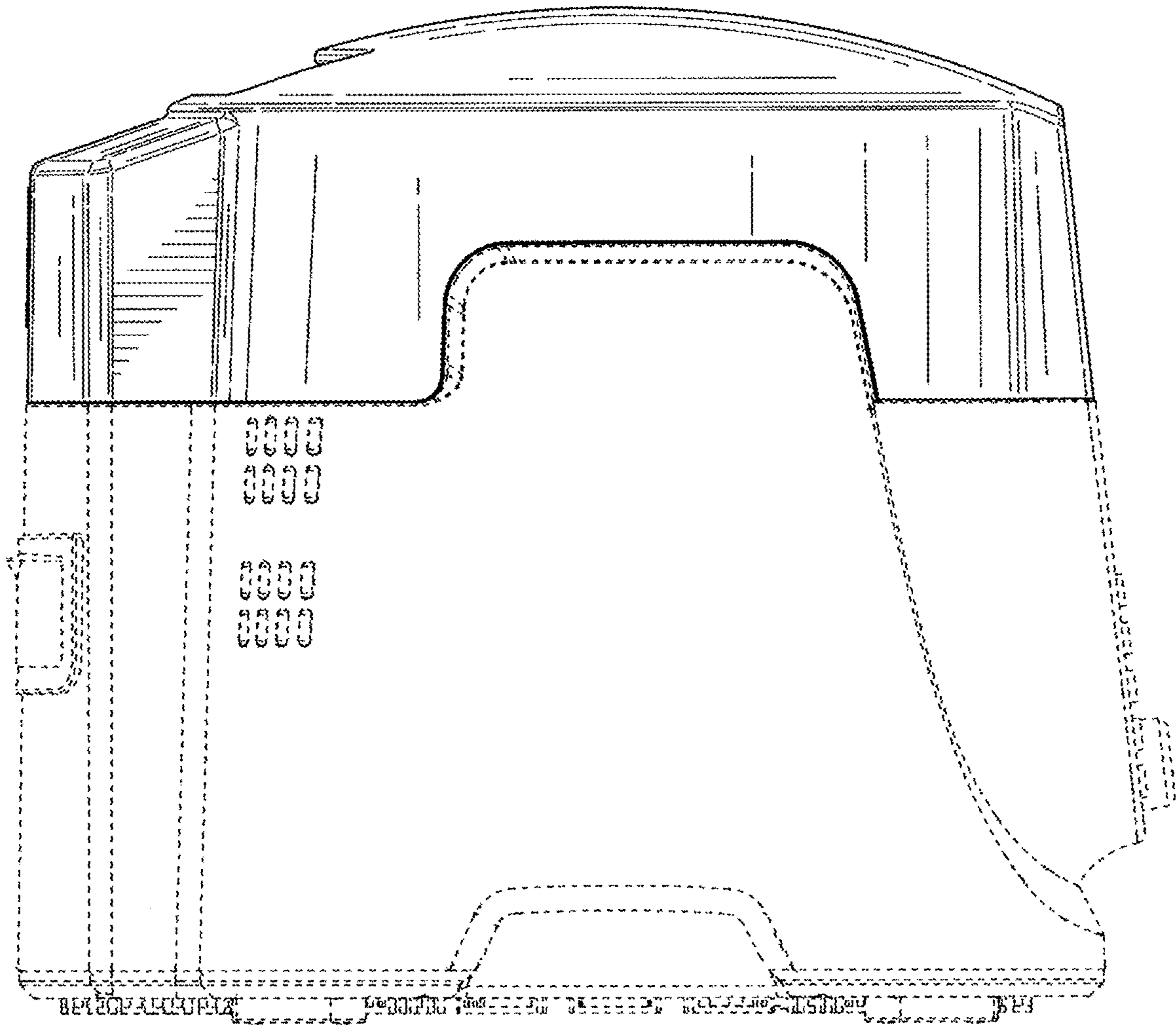


FIG. 4

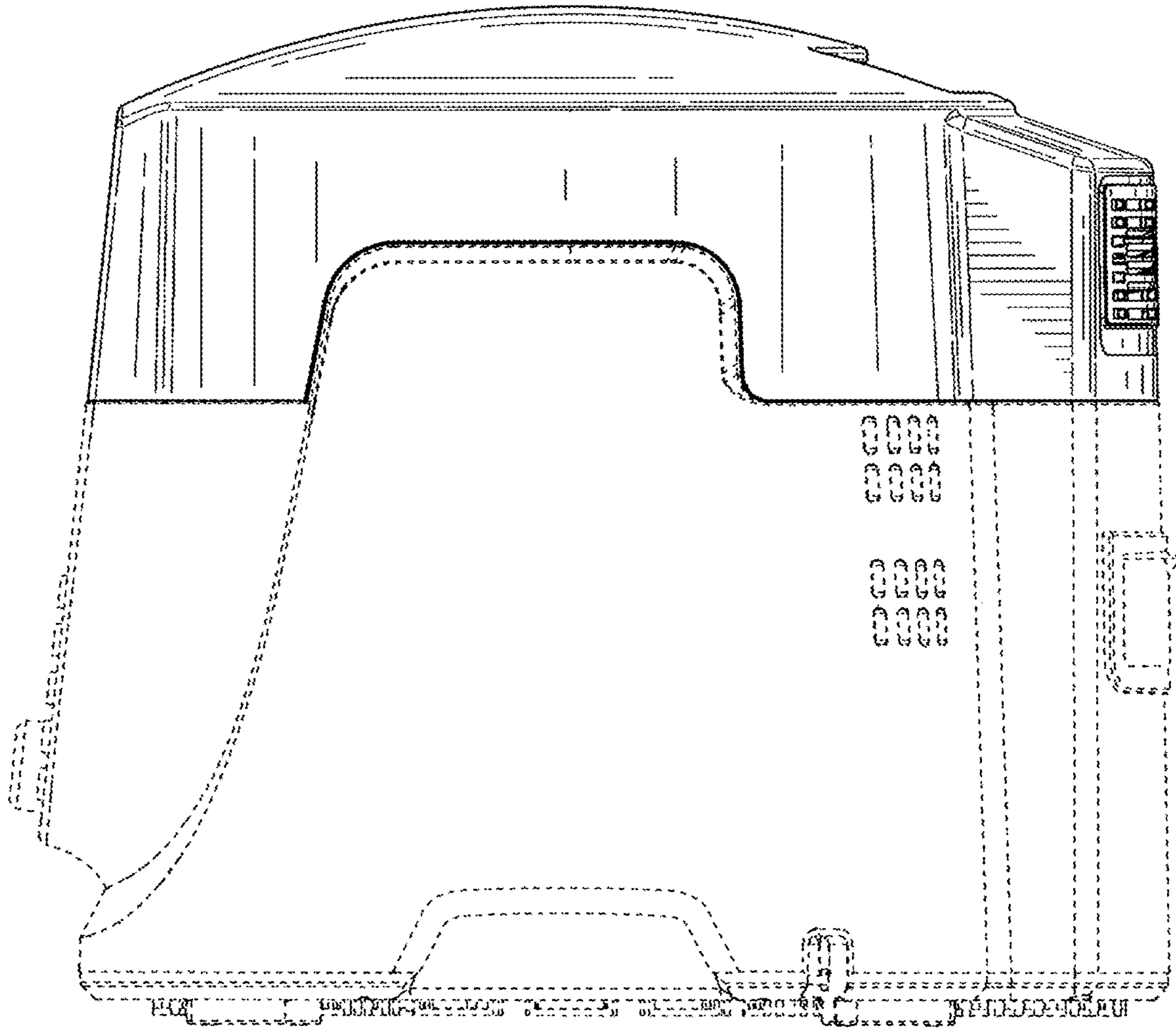


FIG. 5

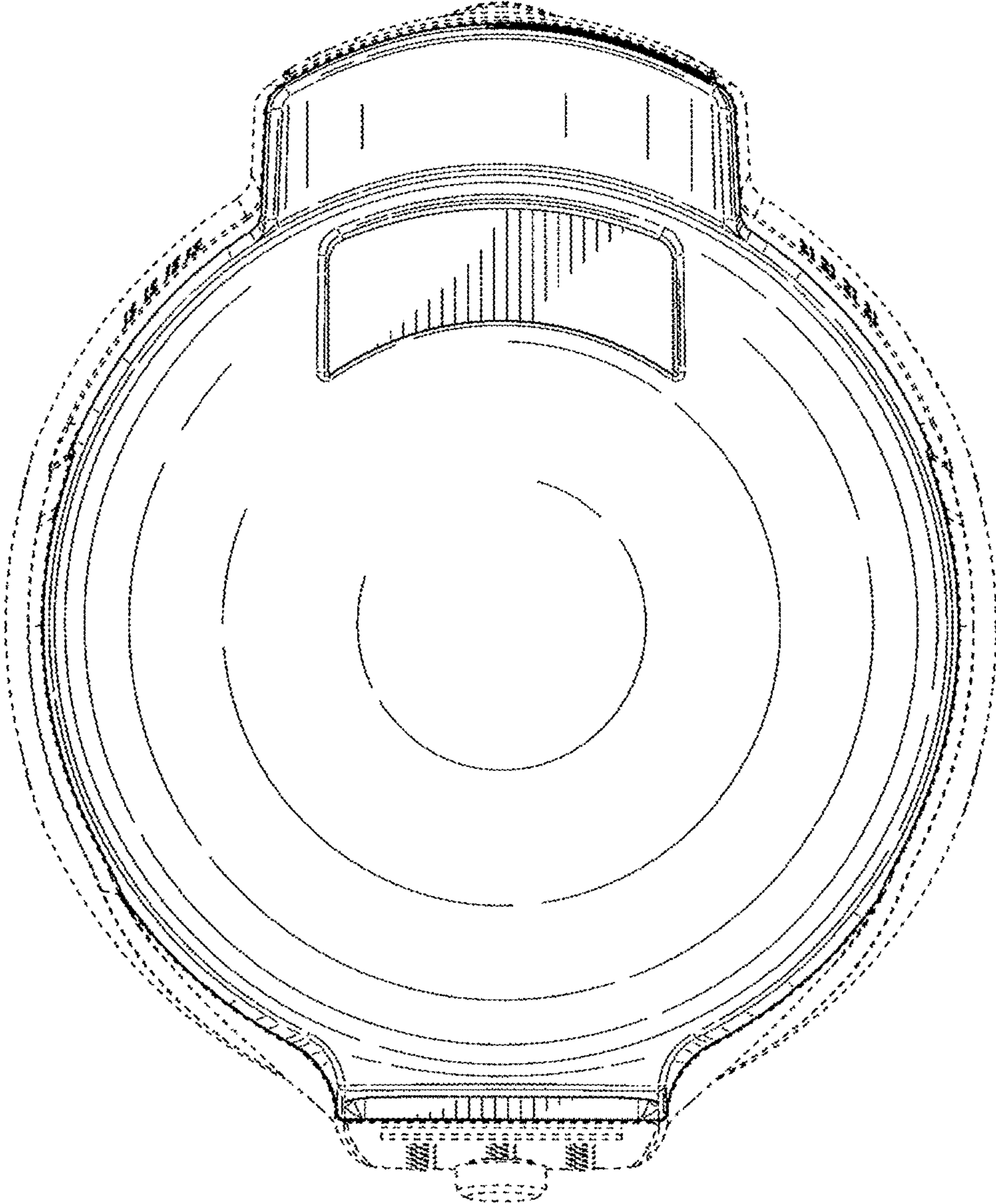


FIG. 6

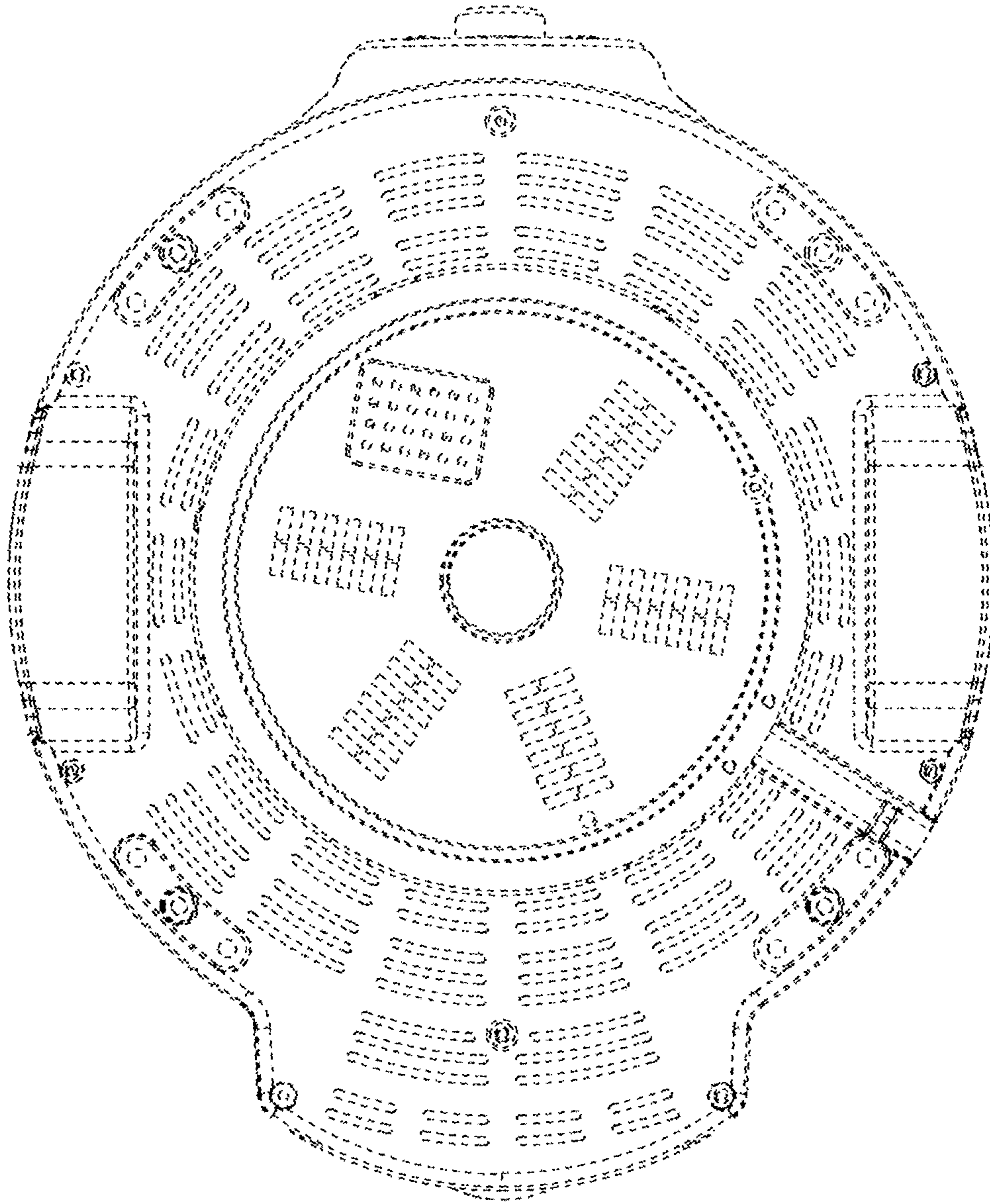


FIG. 7