



US00D915096S

(12) **United States Design Patent** (10) **Patent No.:** **US D915,096 S**  
**Li** (45) **Date of Patent:** **\*\* Apr. 6, 2021**

(54) **CHAIR**  
(71) Applicant: **39F USA INC**, Rancho Cucamonga, CA (US)  
(72) Inventor: **Yuehai Li**, Rancho Cucamonga, CA (US)  
(\*\*) Term: **15 Years**  
(21) Appl. No.: **29/715,911**  
(22) Filed: **Dec. 5, 2019**  
(51) **LOC (13) Cl.** ..... **06-01**  
(52) **U.S. Cl.**  
USPC ..... **D6/375**  
(58) **Field of Classification Search**  
USPC ..... D6/333, 334, 341, 348, 349, 350, 352, D6/353, 360, 364, 369, 370, 371, 373, D6/374, 375, 376, 377, 379, 380, 390, D6/677, 692, 700, 708, 708.16, 716; D16/237; D21/412, 419, 521  
CPC ..... A47C 1/124; A47C 3/34; A47C 4/028; A47C 4/02; A47C 5/12; A47C 5/125; A47C 7/506; A47C 9/007; A47C 13/005; A47C 13/023; A47C 31/113; A47C 3/00; A47C 4/08; A47C 4/00; A47C 7/70; A47C 7/405; A47C 13/00; B60R 2/0284; B60R 2/062; B60R 22/001; B60R 22/24; B60R 22/28; B60R 22/58; B60R 22/64; B60R 22/68; B60R 22/80; B60R 22/99; B60R 22/245; B60R 22/643; B60R 22/646; B60R 22/665; B60R 22/686; B60R 22/688; B60R 22/803; B60R 22/986; B60R 22/914; B60R 22/995; A47B 83/02; A47B 83/023; A47B 83/024; A47B 85/04  
See application file for complete search history.

3,043,627 A \* 7/1962 Torjusen ..... A47C 3/12 297/452.14  
3,565,486 A \* 2/1971 Channon ..... A47C 16/005 297/451.11  
D226,648 S \* 4/1973 Sebel et al. .... D6/375  
D525,446 S \* 7/2006 Farber ..... D6/375  
D614,415 S \* 4/2010 Konno ..... D6/366  
D647,316 S \* 10/2011 Kim ..... D6/375  
D649,801 S \* 12/2011 Salto ..... D6/375  
D654,712 S \* 2/2012 Wilson ..... D6/366  
D656,755 S \* 4/2012 Wanders ..... D6/375  
D670,098 S \* 11/2012 Urquiola ..... D6/375  
D686,831 S \* 7/2013 Lemson ..... D6/375  
D741,615 S \* 10/2015 Morrison ..... D6/375  
D742,132 S \* 11/2015 Morrison ..... D6/375  
D742,675 S \* 11/2015 Morrison ..... D6/716  
D787,248 S \* 5/2017 Jahns ..... D6/716

(Continued)

*Primary Examiner* — Kevin K Rudzinski  
*Assistant Examiner* — Paul D Bohannon  
(74) *Attorney, Agent, or Firm* — Feng Qian

(57) **CLAIM**

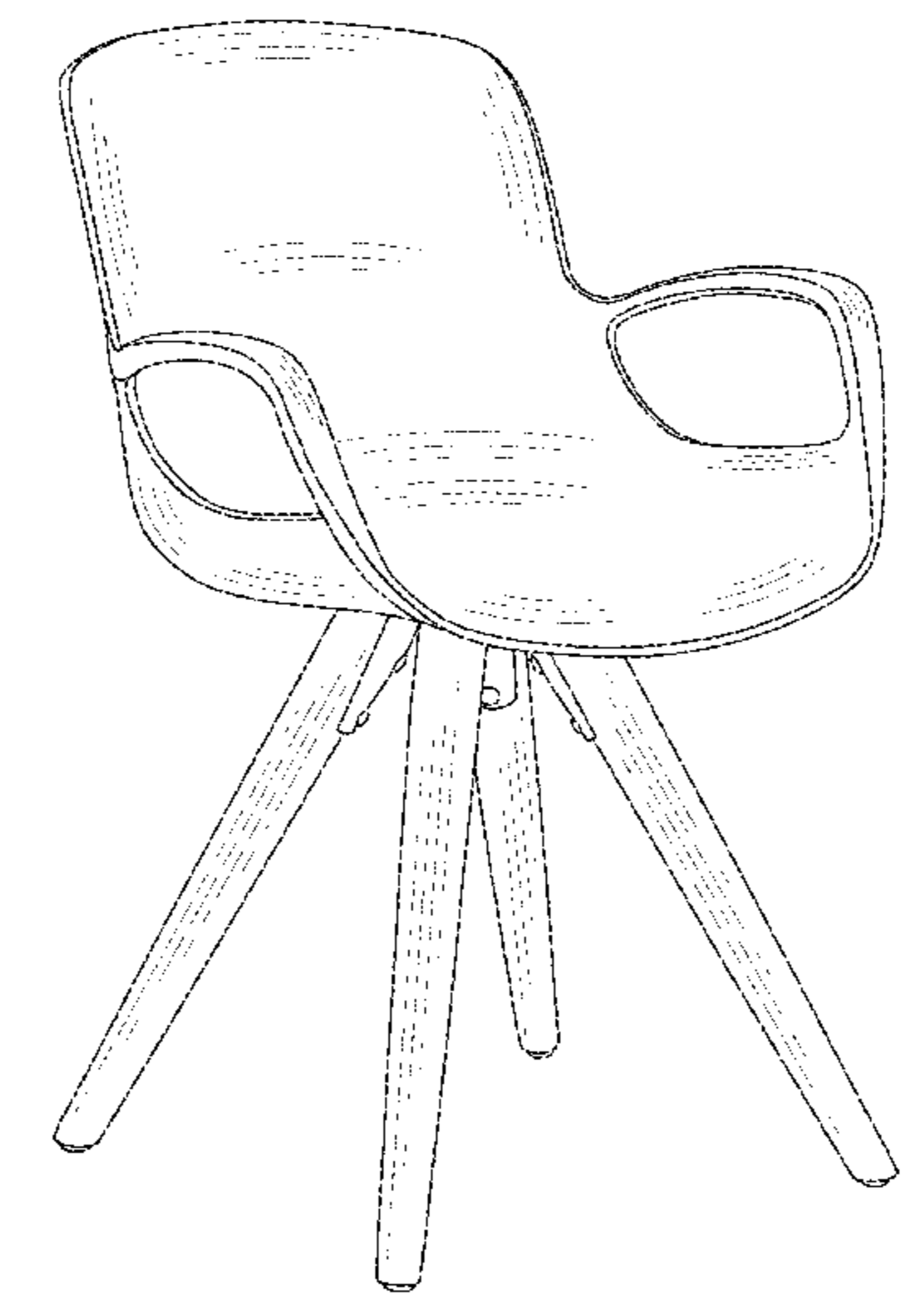
The ornamental design for a chair, as shown and described.

**DESCRIPTION**

FIG. 1 is a front perspective view of a chair showing my new design;  
FIG. 2 is a front elevation view thereof;  
FIG. 3 is a rear elevation view thereof;  
FIG. 4 is a left-side elevation view thereof;  
FIG. 5 is a right-side elevation view thereof;  
FIG. 6 is a top plan view thereof; and,  
FIG. 7 is a bottom plan view thereof.  
The broken lines shown in the drawings are for the purpose of illustrating portions of the article, and form no part of the claimed design.

**1 Claim, 7 Drawing Sheets**

(56) **References Cited**  
U.S. PATENT DOCUMENTS  
D183,416 S \* 8/1958 Bellmann ..... D6/375  
2,845,699 A \* 8/1958 Woodard ..... B21F 45/00 29/419.1



(56)

**References Cited**

U.S. PATENT DOCUMENTS

D798,068 S *	9/2017	Iqbal .....	D6/334
D798,069 S *	9/2017	Iqbal .....	D6/334
D798,617 S *	10/2017	Iqbal .....	D6/334
D853,742 S *	7/2019	Novak .....	D6/360
D875,416 S *	2/2020	Fukasawa .....	D6/380
D875,417 S *	2/2020	Fukasawa .....	D6/380
D893,896 S *	8/2020	Hubert .....	D6/334
2018/0235367 A1 *	8/2018	Ostwald .....	A47C 7/14

\* cited by examiner




Fig. 1

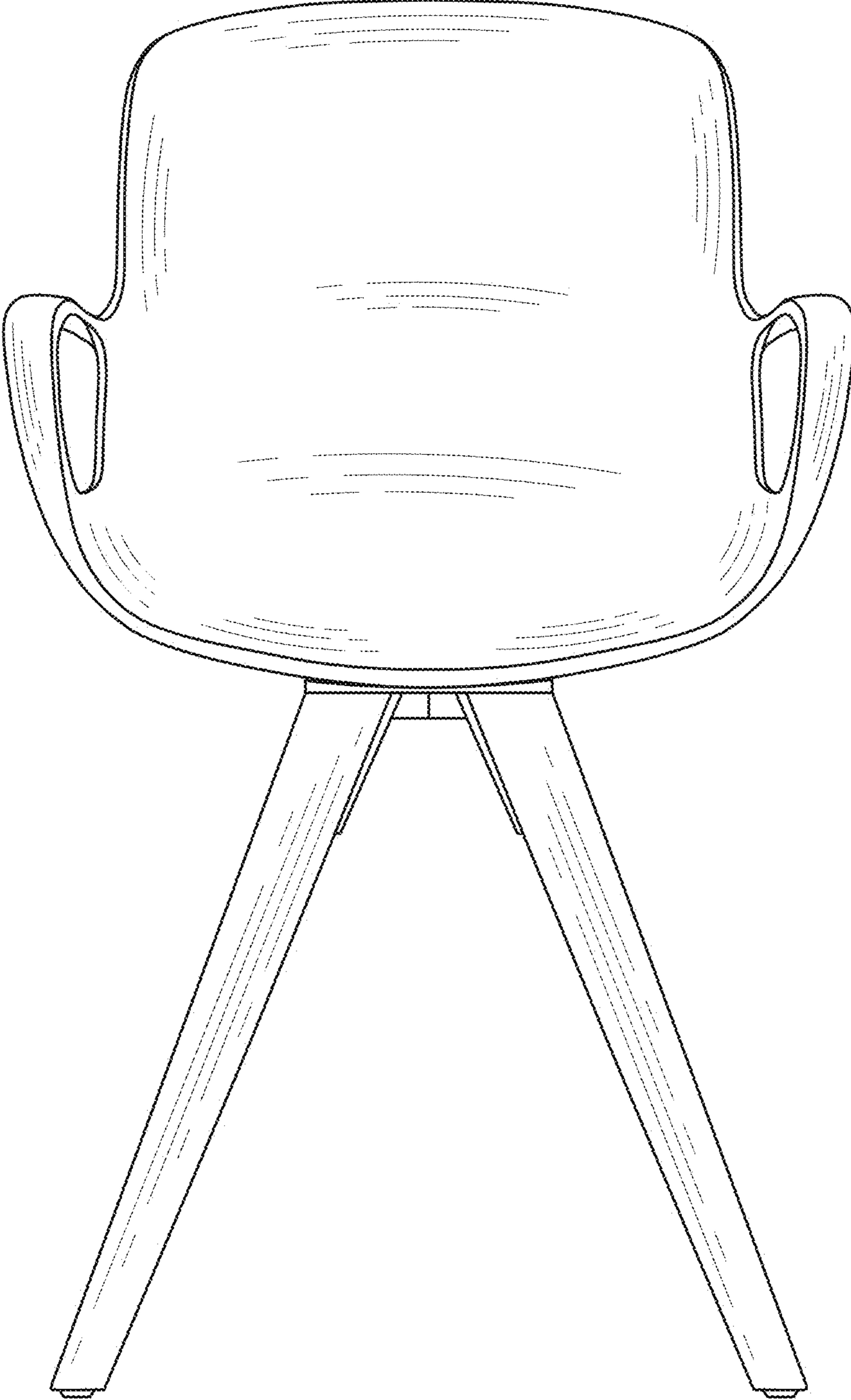


Fig. 2

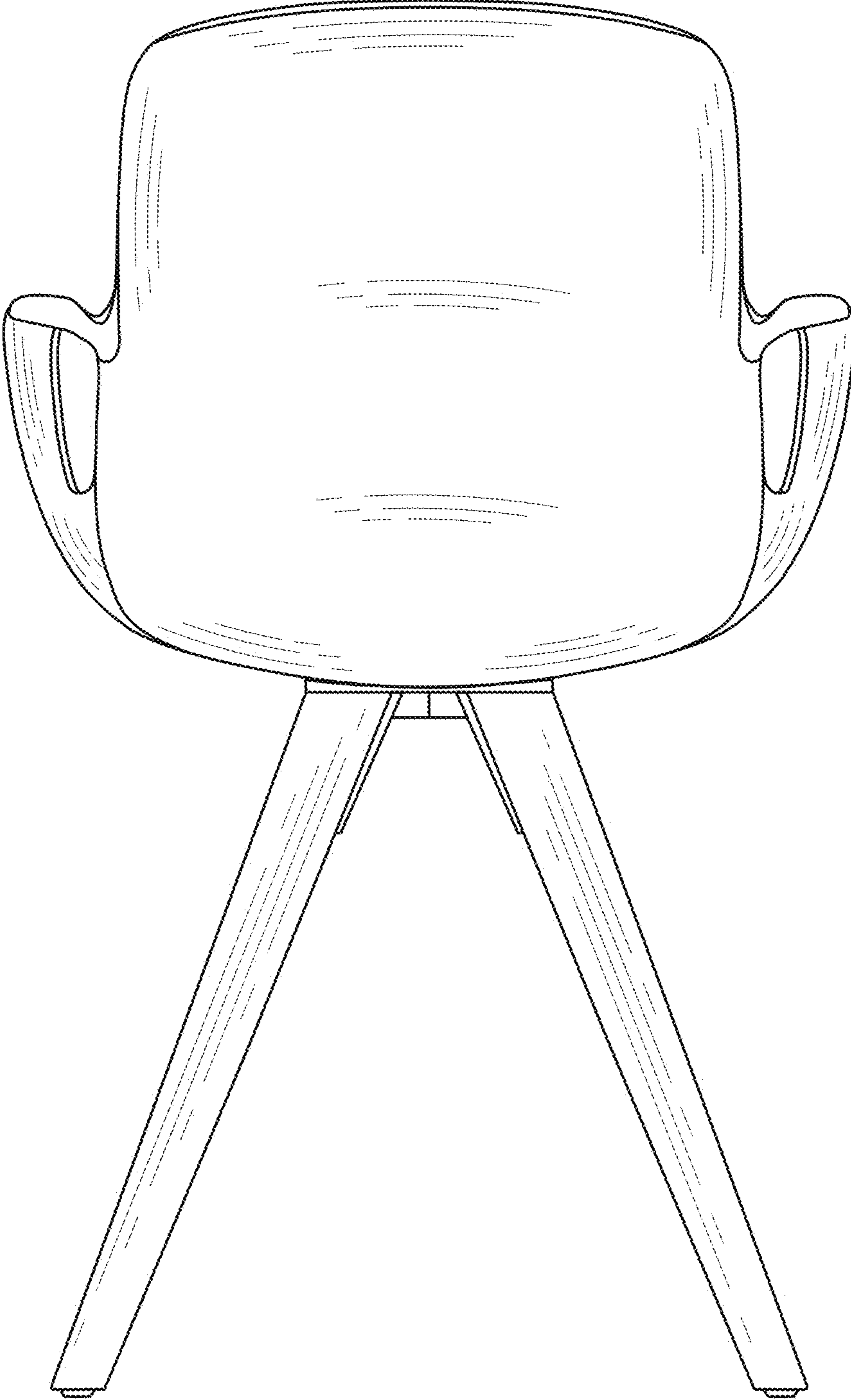


Fig. 3



Fig. 4

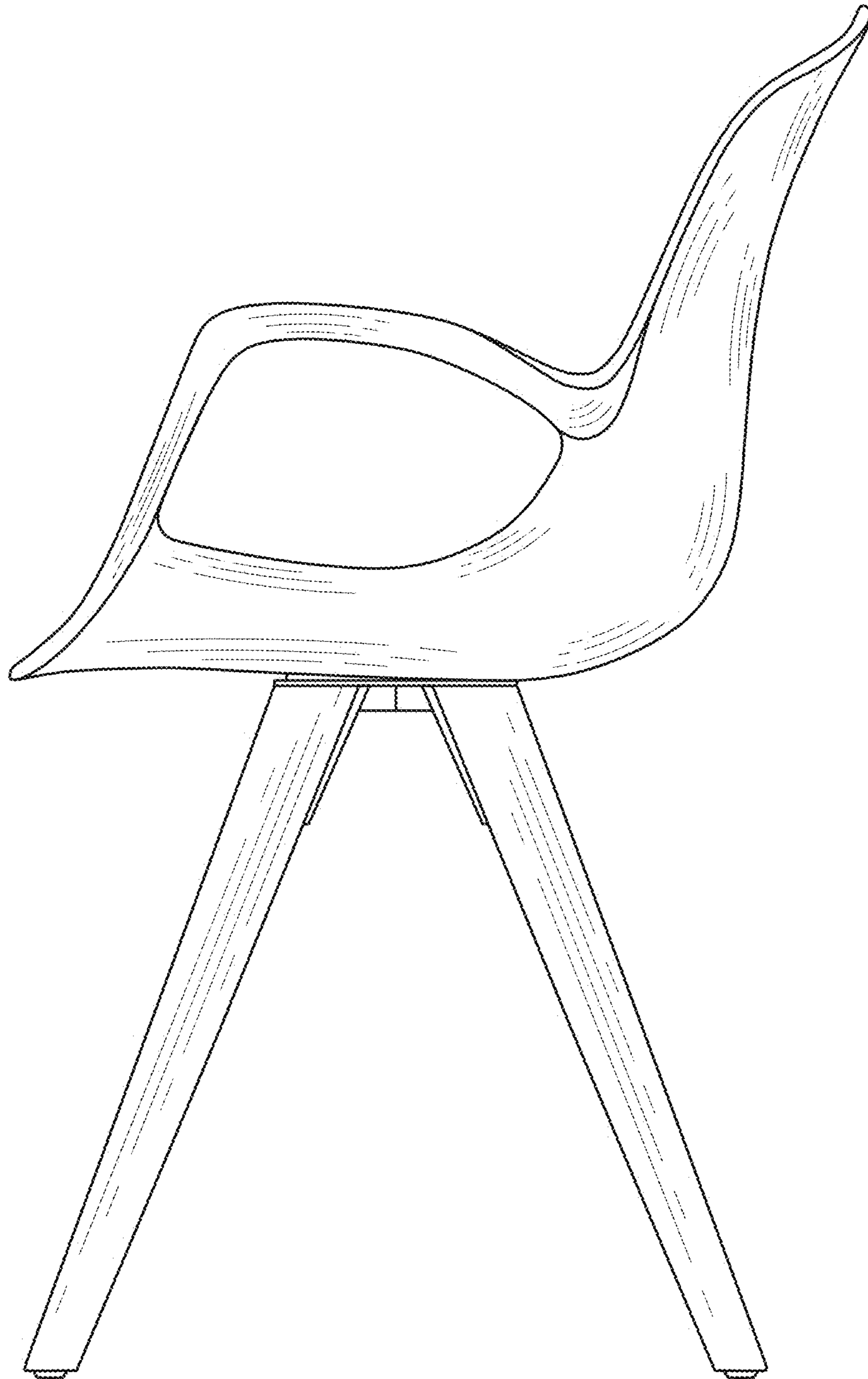


Fig. 5

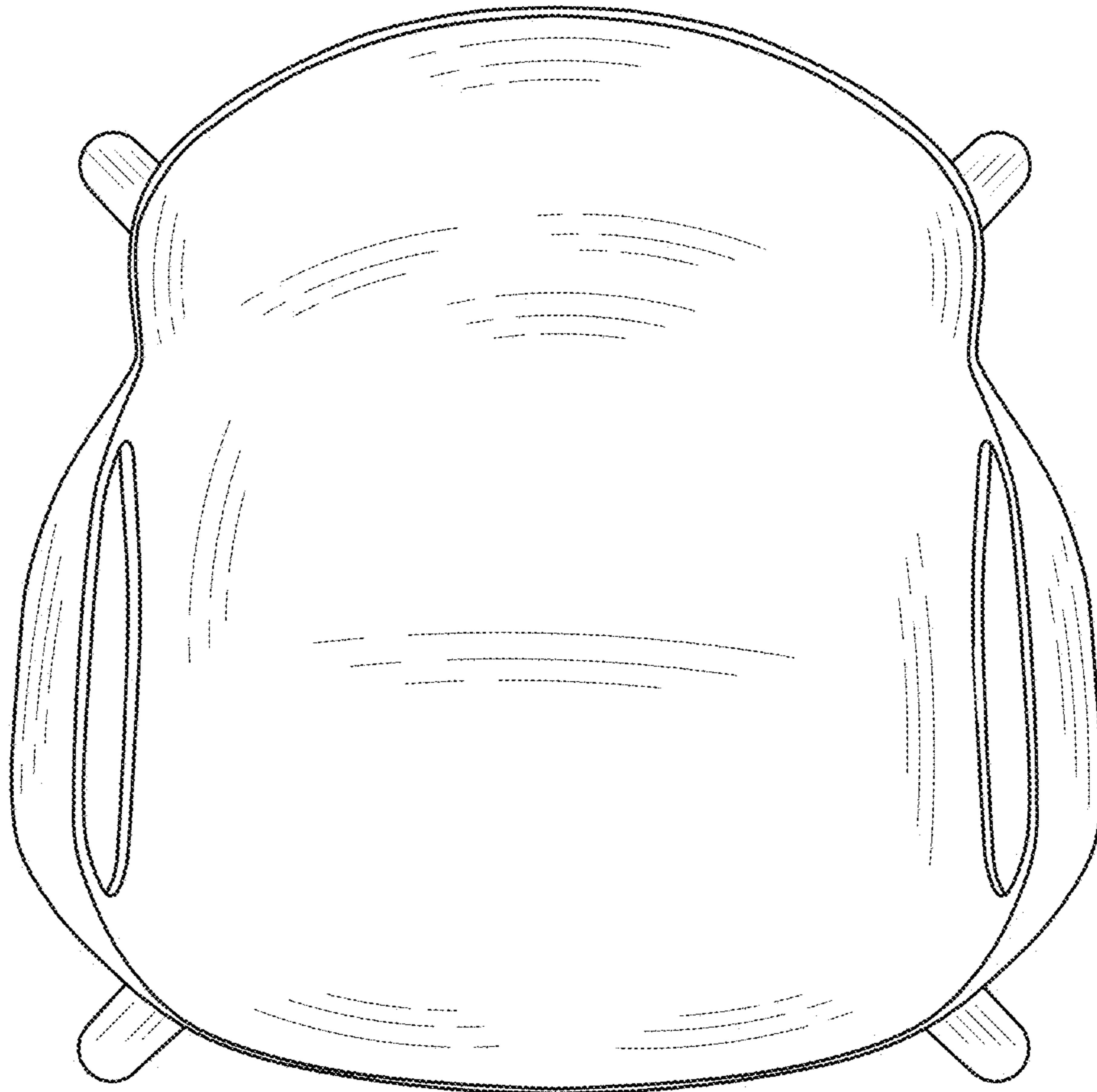


Fig. 6



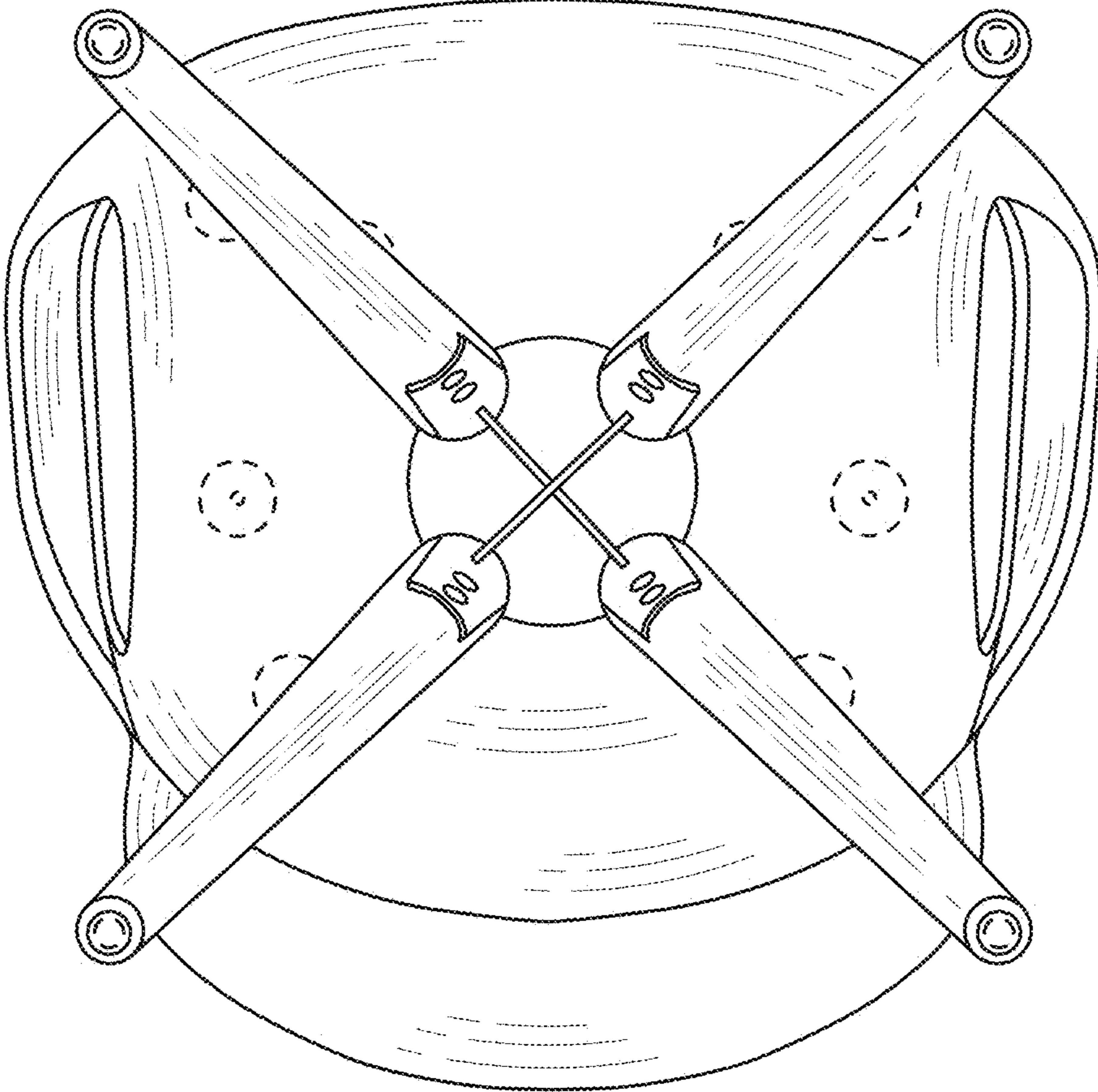


Fig. 7