



US00D915074S

(12) **United States Design Patent** (10) **Patent No.:** **US D915,074 S**  
**Yan** (45) **Date of Patent:** **\*\* Apr. 6, 2021**

(54) **LAPTOP REPAIR PAD**  
(71) Applicant: **Xiaocui Yan**, Guangdong Province (CN)  
(72) Inventor: **Xiaocui Yan**, Guangdong Province (CN)  
(\*\*) Term: **15 Years**  
(21) Appl. No.: **29/718,524**  
(22) Filed: **Dec. 26, 2019**  
(51) **LOC (13) Cl.** ..... **03-01**  
(52) **U.S. Cl.**  
USPC ..... **D3/313; D15/140**  
(58) **Field of Classification Search**  
USPC ..... D3/273, 276, 283–286, 291, 293, D3/298–299, 304–315, 319, 321, 901, D3/903; D6/512; D19/75, 81, 83–86, D19/90–92, 95; D15/140, 144.2  
CPC .. B25H 3/003; B25H 3/06; A45C 5/00; A45C 11/00; A45C 11/34; A45C 11/36; A45C 13/02; A45F 7/00; A45F 2200/05; A45F 2200/0575; A47G 21/00; A47G 21/14; B65D 1/00; B65D 1/22; B65D 1/24; B65D 1/34; B65D 1/36; B65D 11/00; B65D 21/00; B65D 25/00; B65D 25/04; B65D 25/06; B65D 85/00  
See application file for complete search history.

D414,808 S \* 10/1999 Hunt ..... D19/69  
D508,774 S \* 8/2005 McAndrew ..... D3/313  
D615,773 S \* 5/2010 Fojtasek ..... D3/313

**FOREIGN PATENT DOCUMENTS**

CN 304950322 \* 12/2018  
CN 305722231 \* 4/2020  
KR 301001261.0000 \* 4/2019

**OTHER PUBLICATIONS**

Kaisiking S-330 Large Repair Mat . . . , first available Jan. 13, 2020, amazon.com [online], [site visited Feb. 5, 2021], Available at internet URL: [https://www.amazon.com/Kaisiking-Silicone-Magnetic-Soldering-Electronics/dp/B083SRJ144/ref=psdc\\_13837391\\_t2\\_B01N10MA2O](https://www.amazon.com/Kaisiking-Silicone-Magnetic-Soldering-Electronics/dp/B083SRJ144/ref=psdc_13837391_t2_B01N10MA2O) (Year: 2020).\*

(Continued)

*Primary Examiner* — Jeffrey D Asch  
*Assistant Examiner* — Caitlin Ann Laverty  
(74) *Attorney, Agent, or Firm* — ZANIP

(57) **CLAIM**

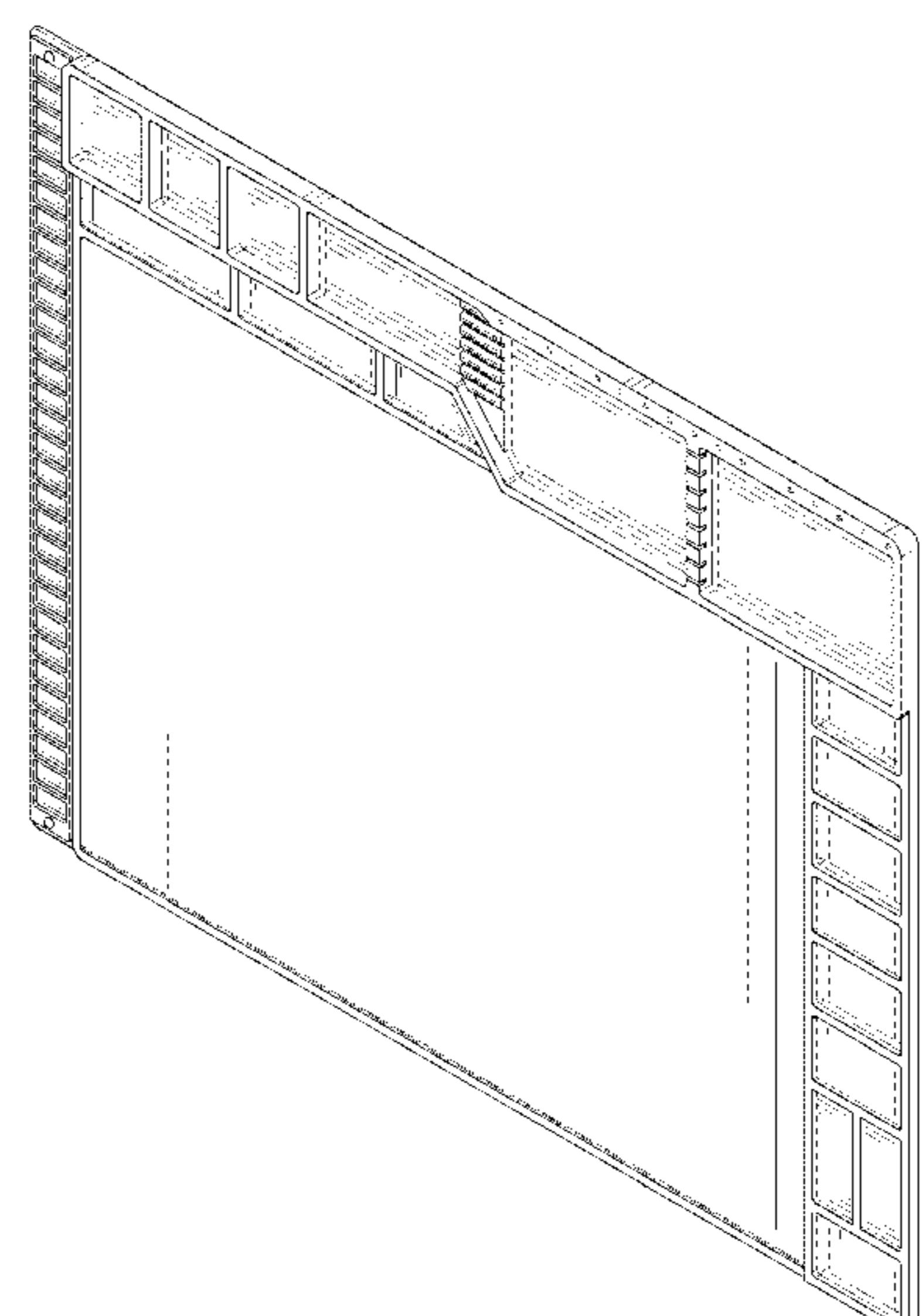
The ornamental design for a laptop repair pad, as shown and described.

**DESCRIPTION**

FIG. 1 is a front perspective view of a laptop repair pad, showing my new design;  
FIG. 2 is a rear perspective view thereof;  
FIG. 3 is a front elevational view thereof;  
FIG. 4 is a rear elevational view thereof;  
FIG. 5 is a left side elevational view thereof;  
FIG. 6 is a right side elevational view thereof;  
FIG. 7 is a top plan view thereof; and,  
FIG. 8 is a bottom plan view thereof.  
The broken lines in the figures illustrate portions of then laptop repair pad that form no part of the claimed design.

**1 Claim, 8 Drawing Sheets**

(56) **References Cited**  
U.S. PATENT DOCUMENTS  
D166,790 S \* 5/1952 Bell ..... D21/393  
D167,732 S \* 9/1952 Alba ..... D3/310  
D190,131 S \* 4/1961 Traum ..... D3/310  
D226,457 S \* 3/1973 Wilson ..... D3/304  
D266,675 S \* 10/1982 Polhemus ..... D19/22  
D298,865 S \* 12/1988 Sussman ..... D28/76  
D337,352 S \* 7/1993 Parker ..... D12/177  
D404,429 S \* 1/1999 Jack ..... D19/113  
D405,827 S \* 2/1999 Jack ..... D19/113



(56)

**References Cited**

OTHER PUBLICATIONS

Heat Insulation Silicone Repair Mat . . . , first available Mar. 2, 2017, amazon.com [online], [site visited Feb. 5, 2021], Available at internet URL: <https://www.amazon.com/Insulation-Maintenance-Anti-static-Screwdrivers-17-7911-69/dp/B06XDN4M1L> (Year: 2017).\*

Silicone Repair Mat . . . , first available Jan. 11, 2017, amazon.com [online], [site visited Feb. 5, 21], Internet URL exceeds character limit of PTO-892; Office Action (Year: 2017).\*

\* cited by examiner

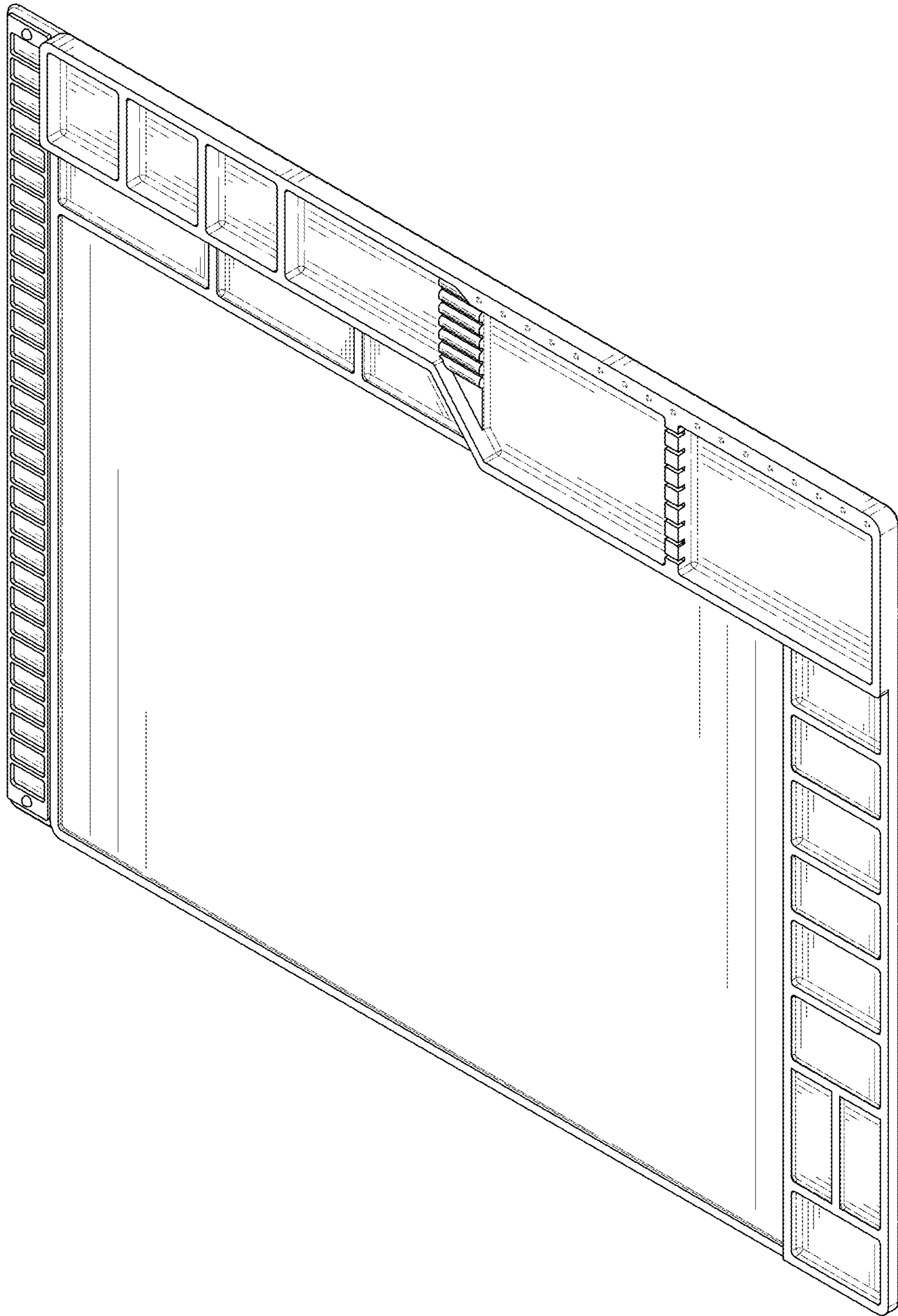


FIG. 1

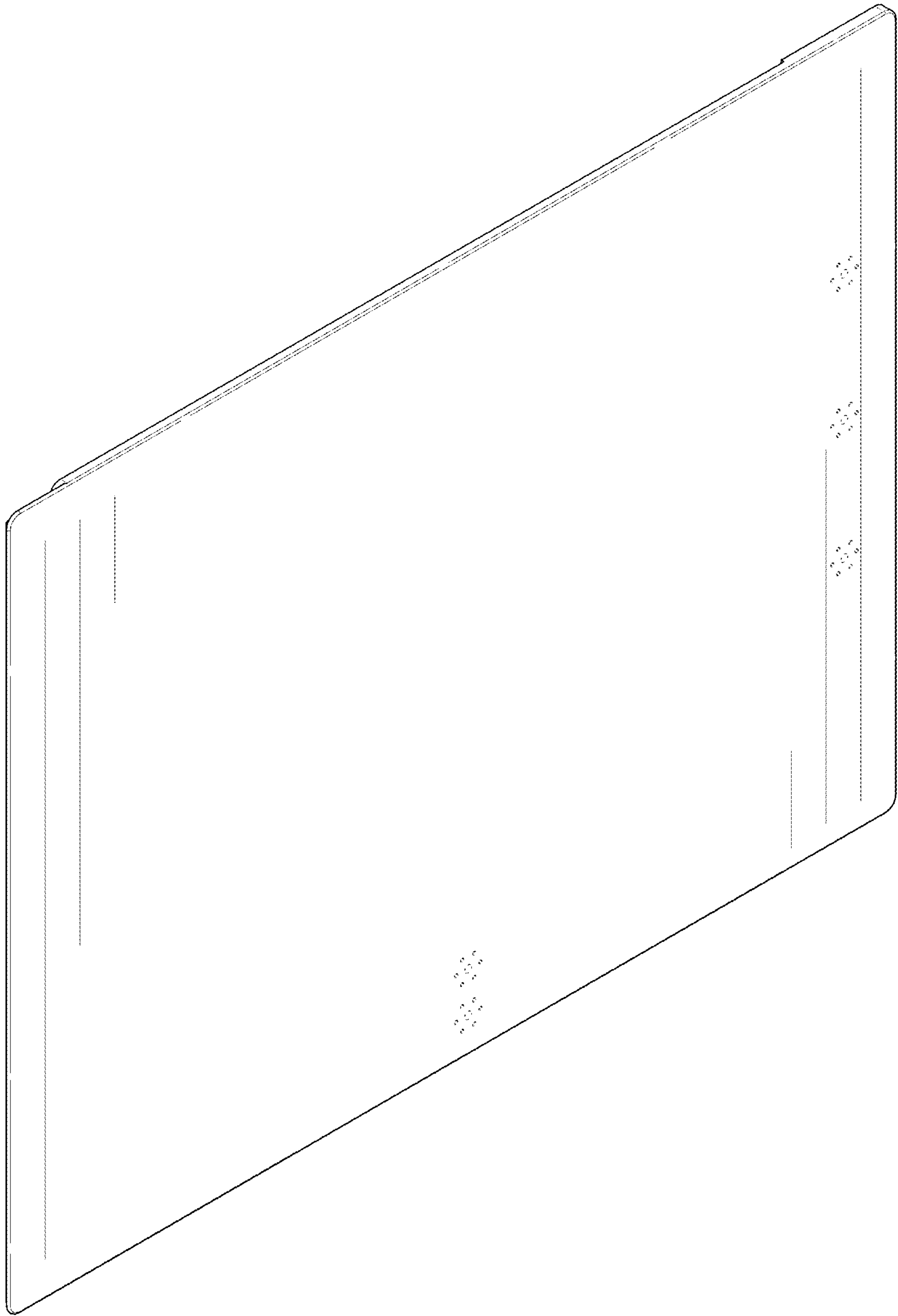


FIG. 2



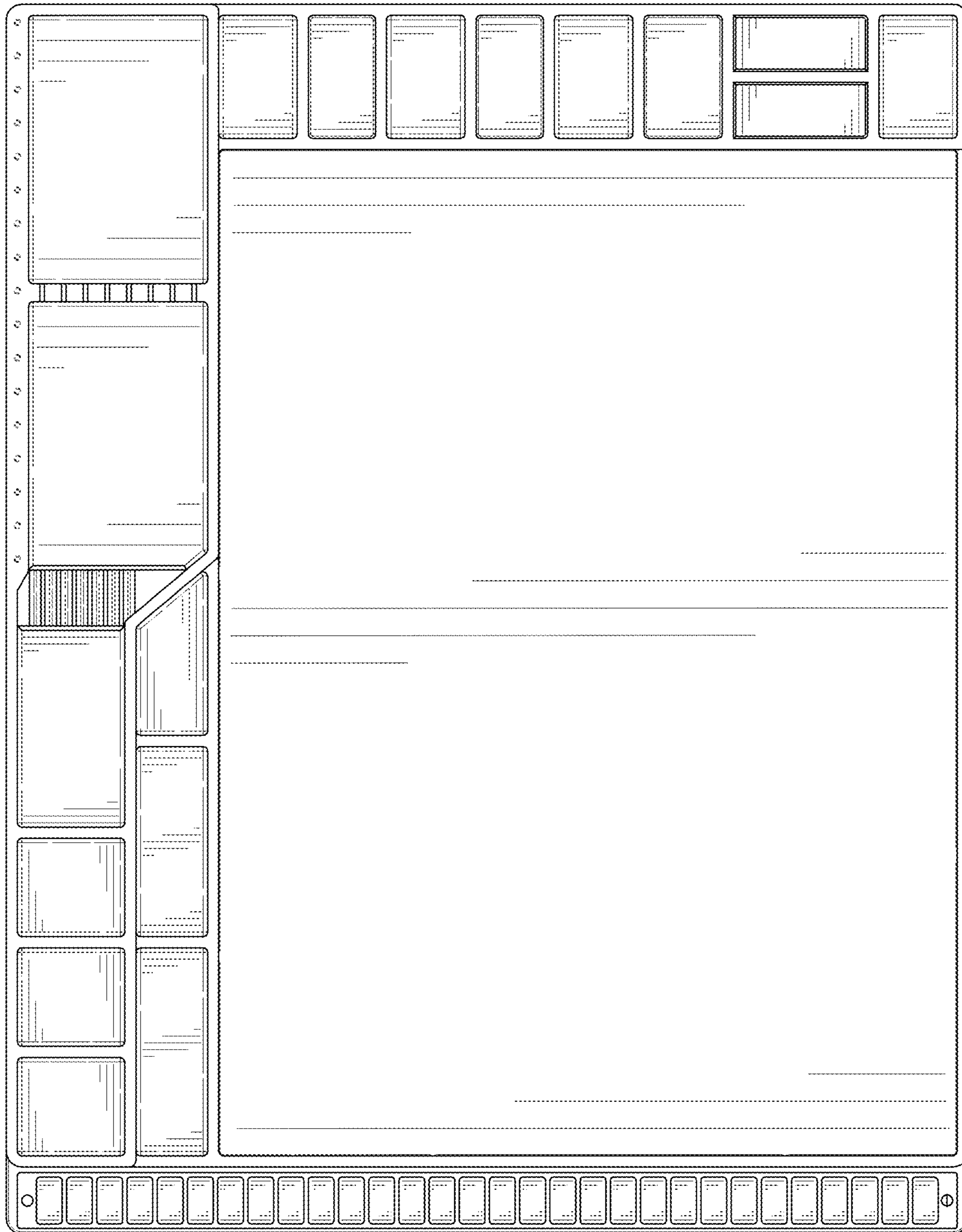


FIG. 3




FIG. 4




FIG. 5



FIG. 6



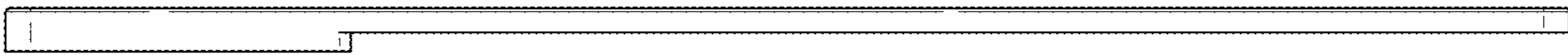


FIG. 7




FIG. 8