

US00D915024S

(12) **United States Design Patent**
Goodlow

(10) **Patent No.:** **US D915,024 S**
(45) **Date of Patent:** **** Mar. 30, 2021**

- (54) **SECURED DELIVERY BOX**
- (71) Applicant: **Chris Goodlow**, Indianapolis, IN (US)
- (72) Inventor: **Chris Goodlow**, Indianapolis, IN (US)
- (**) Term: **15 Years**
- (21) Appl. No.: **29/695,601**
- (22) Filed: **Jun. 20, 2019**
- (51) **LOC (13) Cl.** **02-04**
- (52) **U.S. Cl.**
USPC **D99/29**
- (58) **Field of Classification Search**
USPC D99/28, 29, 34, 35, 36, 43, 99; D3/902,
D3/905, 201, 272, 273; D18/3.1, 3.3,
D18/12.1
CPC A45C 1/12; A45C 2001/125; A45C
2001/102; A45C 2001/104; A45C
2001/006; A45C 2001/003; A45C
2001/105; A45C 2001/107; E05G 1/00;
E05G 1/005; E05G 1/024; E05G 1/026;
E05G 5/00; E05G 7/00; E05G 7/001;
E05G 2700/00; E05G 2700/02; B63C
7/30; G07D 9/00; G07D 9/002; G07D
9/004; G07D 9/006; G07D 9/008; G07D
9/02; G07D 9/04; G07D 9/06; G07D
9/065; G07D 11/00; G07D 11/0021;
G07D 13/00; G07D 2201/00; G07D
2211/00; G07F 9/06; G07F 9/08
See application file for complete search history.

(56) **References Cited**

U.S. PATENT DOCUMENTS

- 1,767,143 A * 6/1930 La Duke A45C 5/04
190/28
- D233,370 S * 10/1974 Bishop D99/33
- D234,704 S * 4/1975 Frantz D99/28
- 4,744,445 A * 5/1988 Anderson A45C 5/02
190/107

- D360,736 S * 7/1995 Bartholomew D99/28
- 5,435,484 A * 7/1995 Carlson A47G 29/1251
232/47
- 5,845,843 A * 12/1998 Kuller A47G 29/12
232/38
- 5,979,750 A 11/1999 Kindell
- D445,234 S 7/2001 Isaacs
- 6,612,489 B2 9/2003 McCormick
- D490,206 S * 5/2004 Perella D99/28
- D503,024 S * 3/2005 Perella D99/28
- D504,990 S * 5/2005 Perella D99/28
- D511,035 S * 10/2005 Perella D99/28
- D529,287 S * 10/2006 Perella D3/294
- 7,175,071 B1 * 2/2007 Slagle A47G 29/16
220/833
- 7,246,738 B2 * 7/2007 Jonas A47G 29/16
232/29
- D574,124 S * 7/2008 Huber D99/28
- D624,275 S * 9/2010 Min D99/28
- D693,535 S * 11/2013 Henderson D99/28

(Continued)

Primary Examiner — Elizabeth J Oswecki

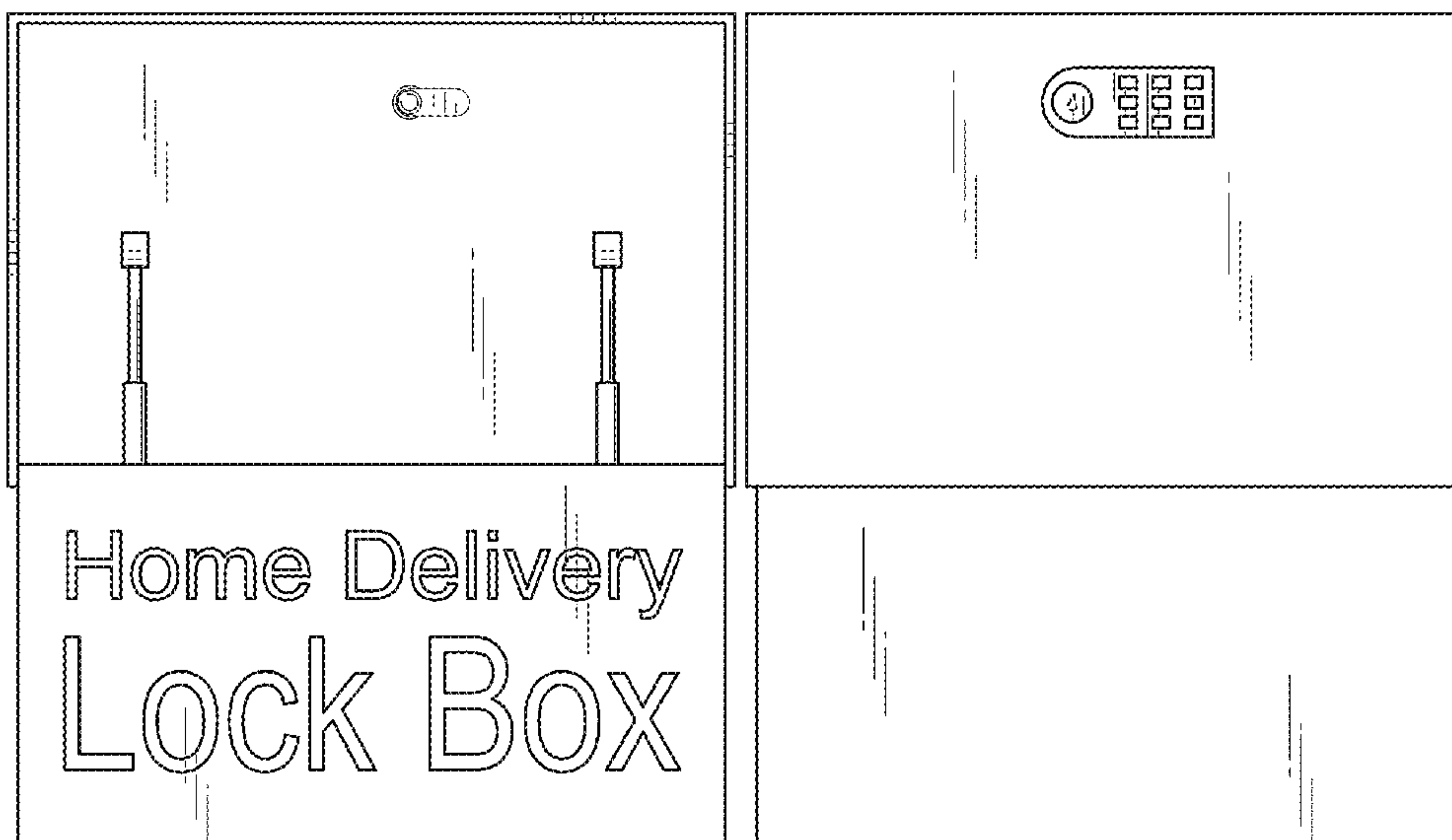
(57) **CLAIM**

The ornamental design for a secured delivery box, as shown and described.

DESCRIPTION

FIG. 1 is a front view of a secured delivery box showing my new design in an open position;
 FIG. 2 is a rear view of the secured delivery box;
 FIG. 3 is a right side view of the secured delivery box;
 FIG. 4 is a left side view of the secured delivery box;
 FIG. 5 is a top view of the secured delivery box;
 FIG. 6 is a bottom view of the secured delivery box; and,
 FIG. 7 is a top front side perspective view of the secured delivery box.
 The broken lines shown in the drawings represent portions of the secured delivery box that form no part of the claimed design.

1 Claim, 4 Drawing Sheets



(56)

References Cited

U.S. PATENT DOCUMENTS

D702,915	S *	4/2014	Steele	D99/29
D707,015	S *	6/2014	Spencer	D99/34
D714,514	S *	9/2014	Pettit	D99/29
D715,515	S *	10/2014	Steele	D99/28
D772,522	S *	11/2016	Henderson	D99/28
D800,989	S *	10/2017	Lucido	D99/28
9,861,221	B2	1/2018	Jiang		
D854,279	S *	7/2019	Wirtz	D99/29
D872,477	S *	1/2020	Perella	D3/291
D880,102	S *	3/2020	Quinn	D99/28
D880,103	S *	3/2020	Quinn	D99/28
D888,364	S *	6/2020	Dratch	D99/29
2007/0170237	A1 *	7/2007	Neff	A47G 29/122 232/36
2007/0199938	A1 *	8/2007	Hoffman	E05G 1/024 220/484
2013/0147626	A1	6/2013	Hammoud		
2014/0014008	A1 *	1/2014	Tompkins	E05G 1/02 109/23
2015/0102590	A1	4/2015	Wilkinson		
2016/0060008	A1 *	3/2016	Farentinos	E05B 49/002 220/211
2017/0251856	A1	9/2017	Schaible		
2019/0159620	A1 *	5/2019	Veon	A47G 29/14
2019/0210538	A1 *	7/2019	Adrain	B60R 7/14

* cited by examiner

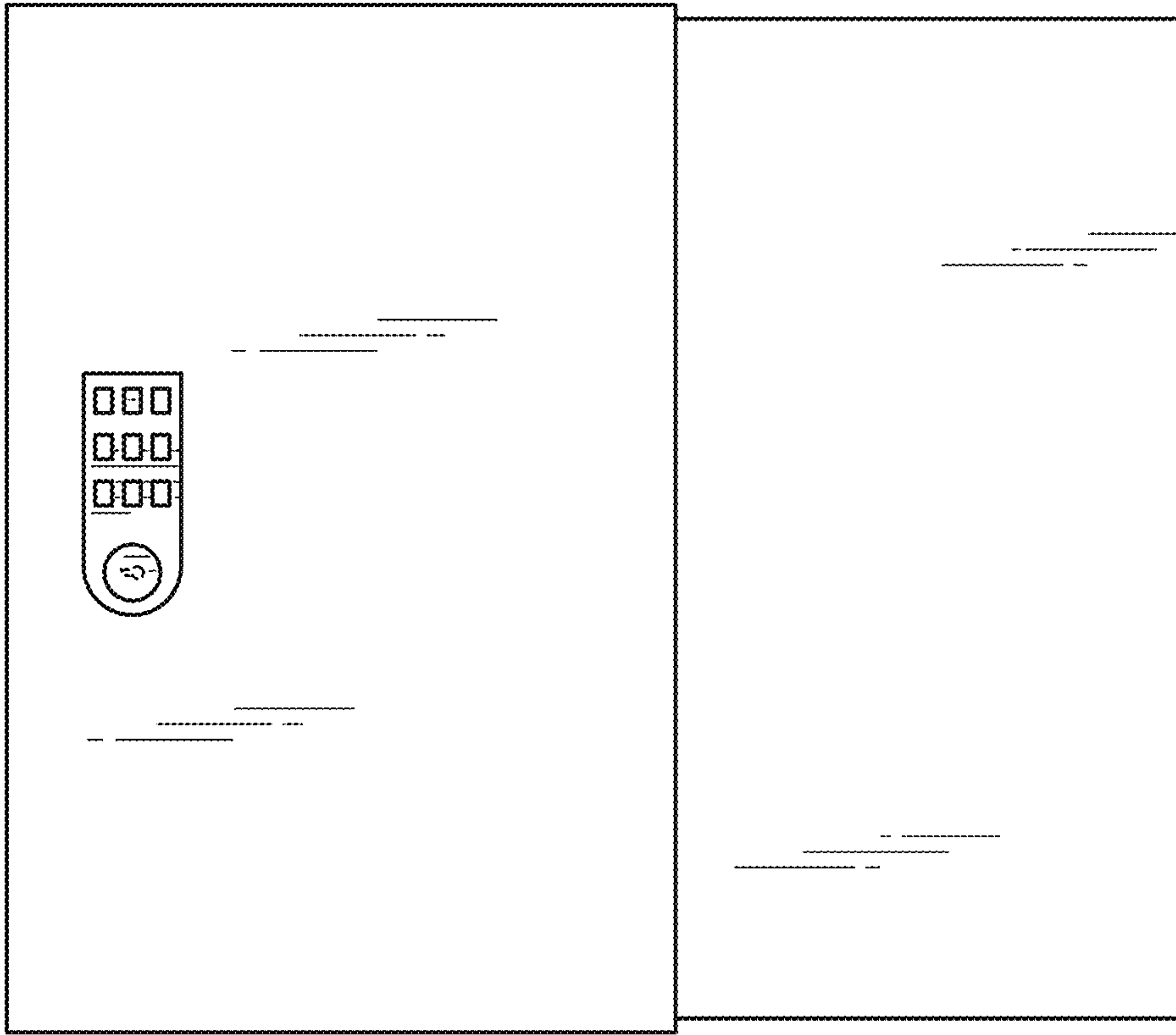


FIG. 1

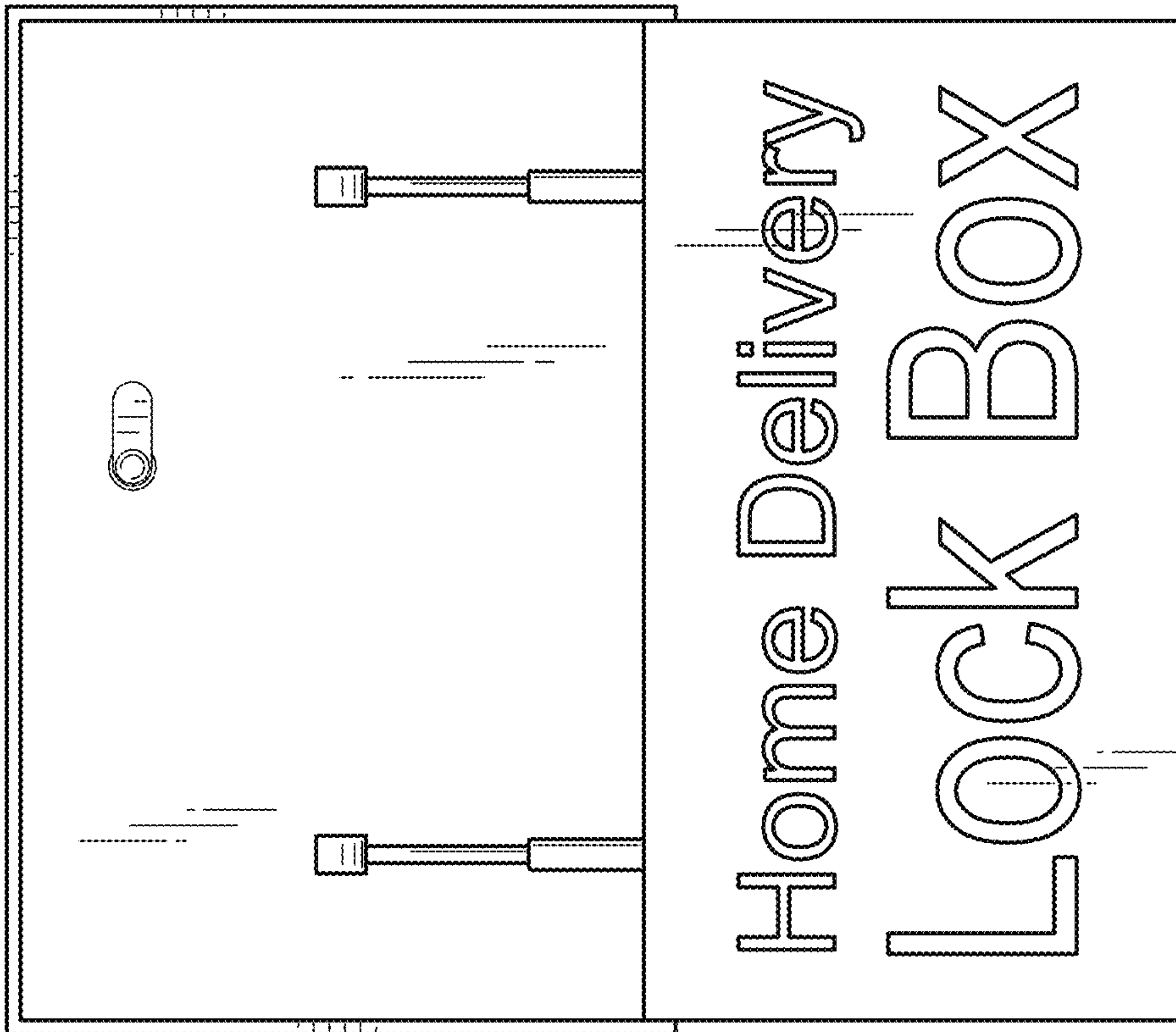


FIG. 2

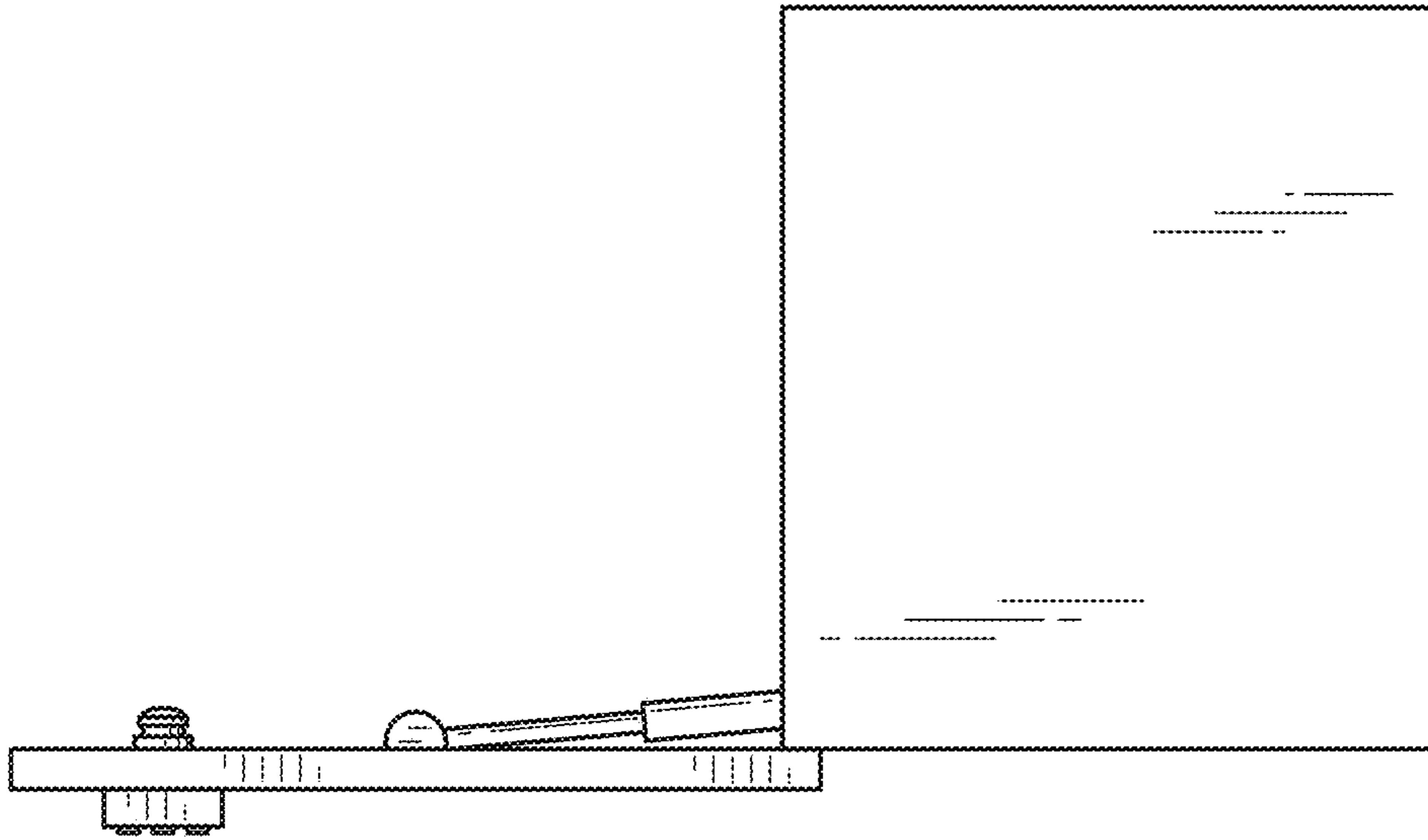


FIG. 4

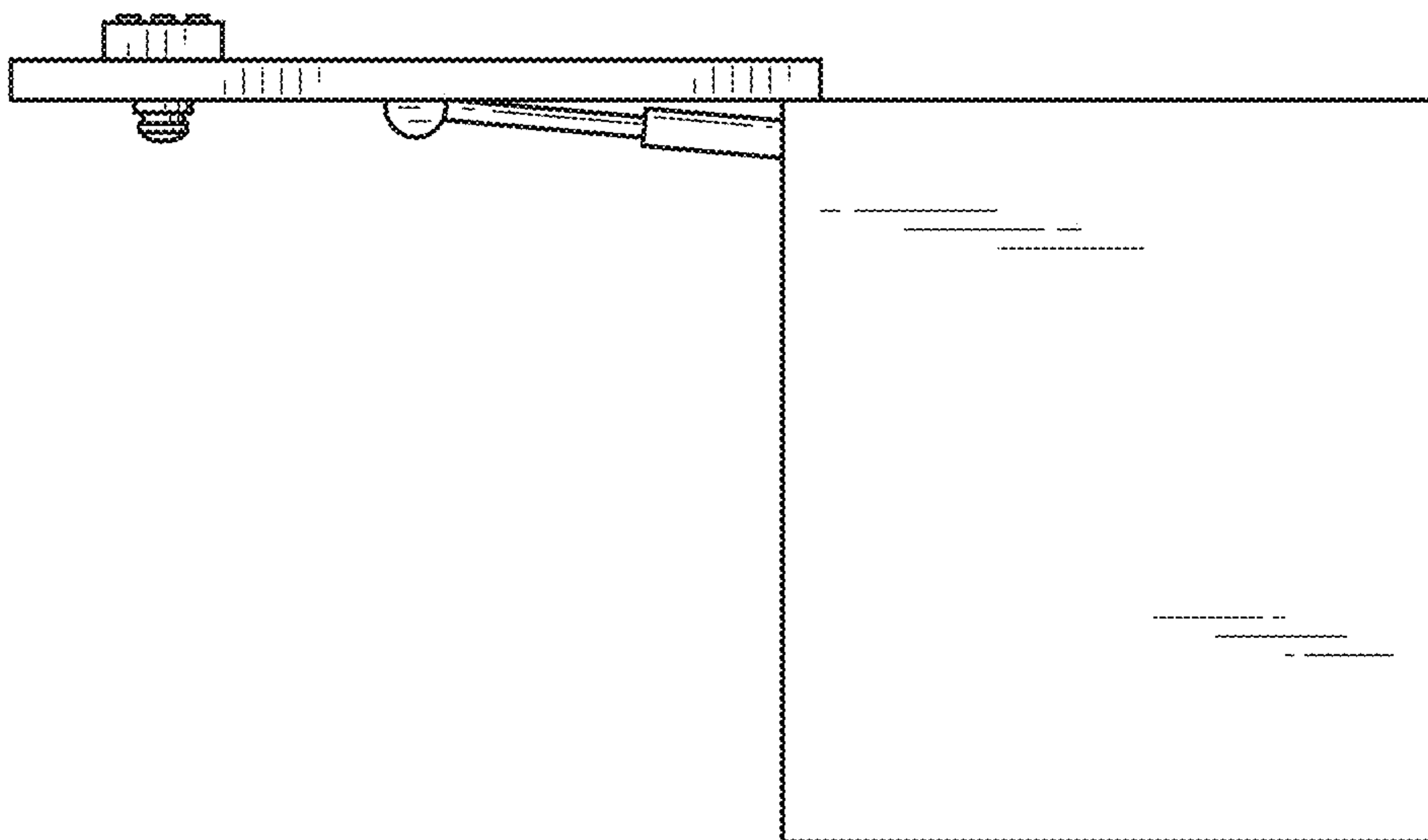


FIG. 3

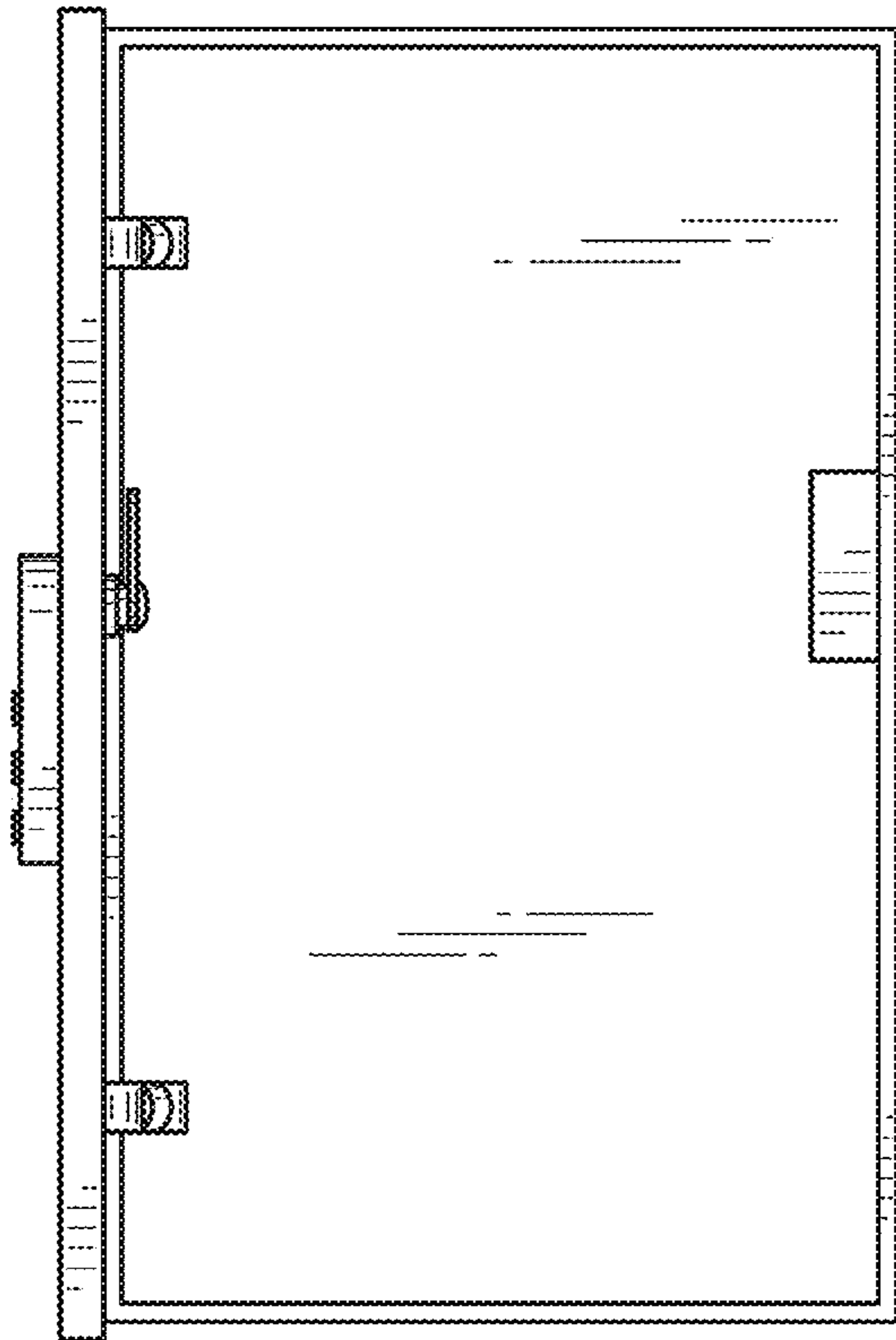


FIG. 5




FIG. 6

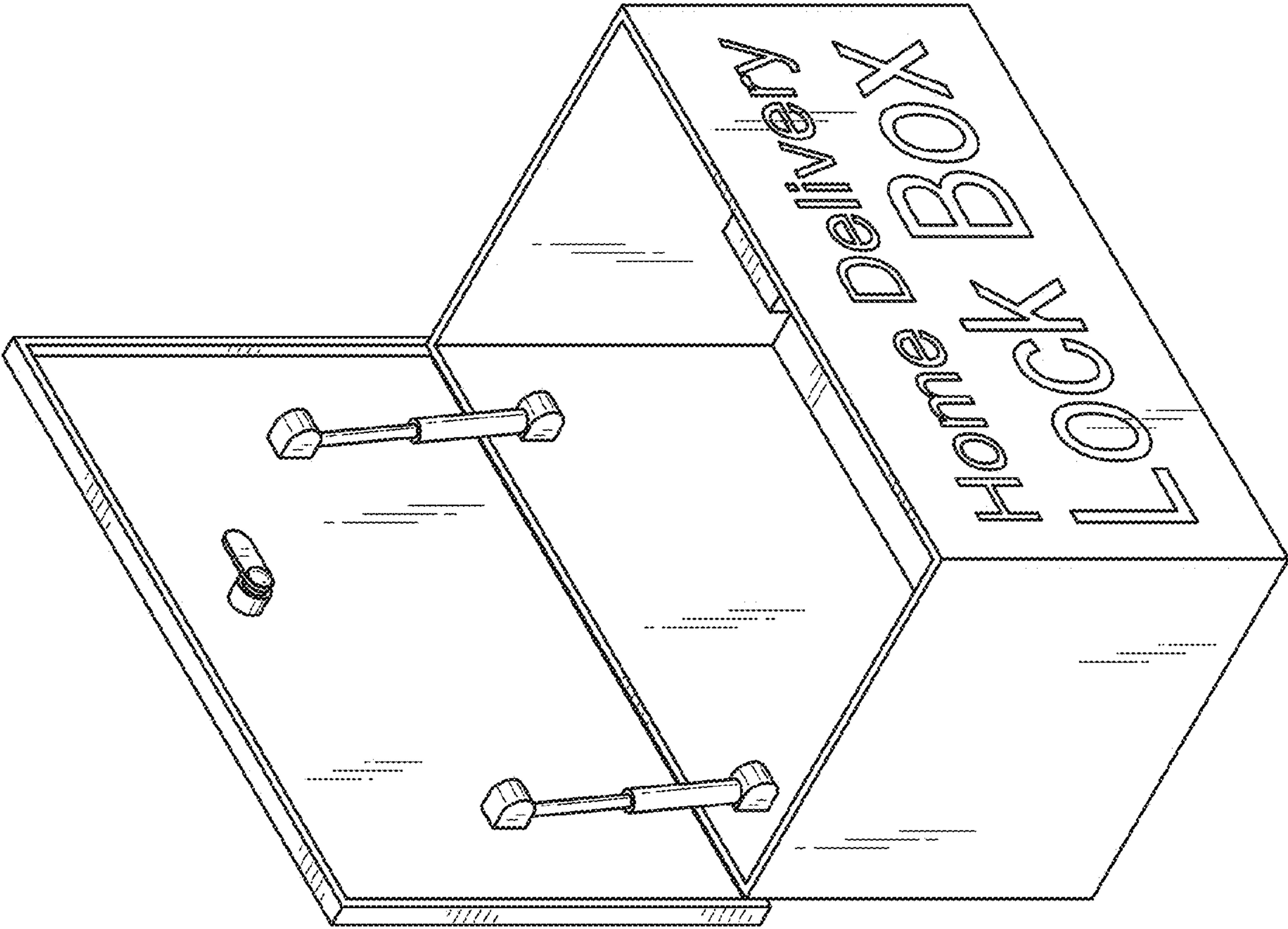


FIG. 7