



US00D915011S

(12) **United States Design Patent** (10) **Patent No.:** **US D915,011 S**
Heo et al. (45) **Date of Patent:** **** Mar. 30, 2021**

(54) **DEHUMIDIFYING DEODORIZING AND WRINKLE-REDUCING MACHINE FOR CLOTHING**

(74) *Attorney, Agent, or Firm* — Birch, Stewart, Kolasch & Birch, LLP

(71) Applicant: **LG Electronics Inc.**, Seoul (KR)

(57) **CLAIM**

The ornamental design for a dehumidifying, deodorizing and wrinkle-reducing machine for clothing, as shown and described.

(72) Inventors: **Junyi Heo**, Seoul (KR); **Donghwan Lee**, Seoul (KR); **Myungshik Kim**, Seoul (KR); **Sungkyong Han**, Seoul (KR); **Jeaseok Seong**, Seoul (KR)

DESCRIPTION

(73) Assignee: **LG Electronics Inc.**, Seoul (KR)

1. Dehumidifying, deodorizing and wrinkle-reducing machine for clothing

(**) Term: **15 Years**

1.1 : Right top perspective view

(21) Appl. No.: **35/508,045**

1.2 : Left top perspective view

(22) Filed: **Jan. 25, 2019**

1.3 : Right bottom perspective view

(80) **Hague Agreement Data**

Int. Filing Date: **Jan. 25, 2019**

Int. Reg. No.: **DM/204532**

Int. Reg. Date: **Jan. 25, 2019**

Int. Reg. Pub. Date: **Dec. 13, 2019**

1.4 : Left bottom perspective view

1.5 : Front

1.6 : Reference view

1.7 : Reference view 2

(30) **Foreign Application Priority Data**

Jul. 26, 2018 (KR) 30-2018-0034765

(51) **LOC (13) Cl.** **32-01**

(52) **U.S. Cl.**
USPC **D32/10**

(58) **Field of Classification Search**
USPC D32/5-10; D15/79-91

(Continued)

The broken lines depict portions of a dehumidifying, deodorizing and wrinkle-reducing machine for clothing that form no part of the claimed design; the fine lines on the drawings indicate the flat or curved surface; reproduction 1.1 is a right top perspective view of the dehumidifying, deodorizing and wrinkle-reducing machine for clothing; reproduction 1.2 is a left top perspective view thereof; reproduction 1.3 is a right bottom perspective view thereof; reproduction 1.4 is a left bottom perspective view thereof; reproduction 1.5 is a front view thereof; reproduction 1.6 is a reference view showing a process in which the pants press at the inside left part slides out, and form no part of the claimed design; reproduction 1.7 is a reference view showing a drawer-type compartment for water tanks at the lower front part has been taken out, and form no part of the claimed design; this is a design for a dehumidifying, deodorizing and wrinkle-reducing machine for clothing with a pants press provided on the inner left side; the pants press can be slid out; at the front lower part, there is a drawer-type compartment for water tanks; at the inside upper part, there are hangers having a lighting function; for air cleaning and dehumidification, suction holes are provided on the inside bottom and top.

(56) **References Cited**

U.S. PATENT DOCUMENTS

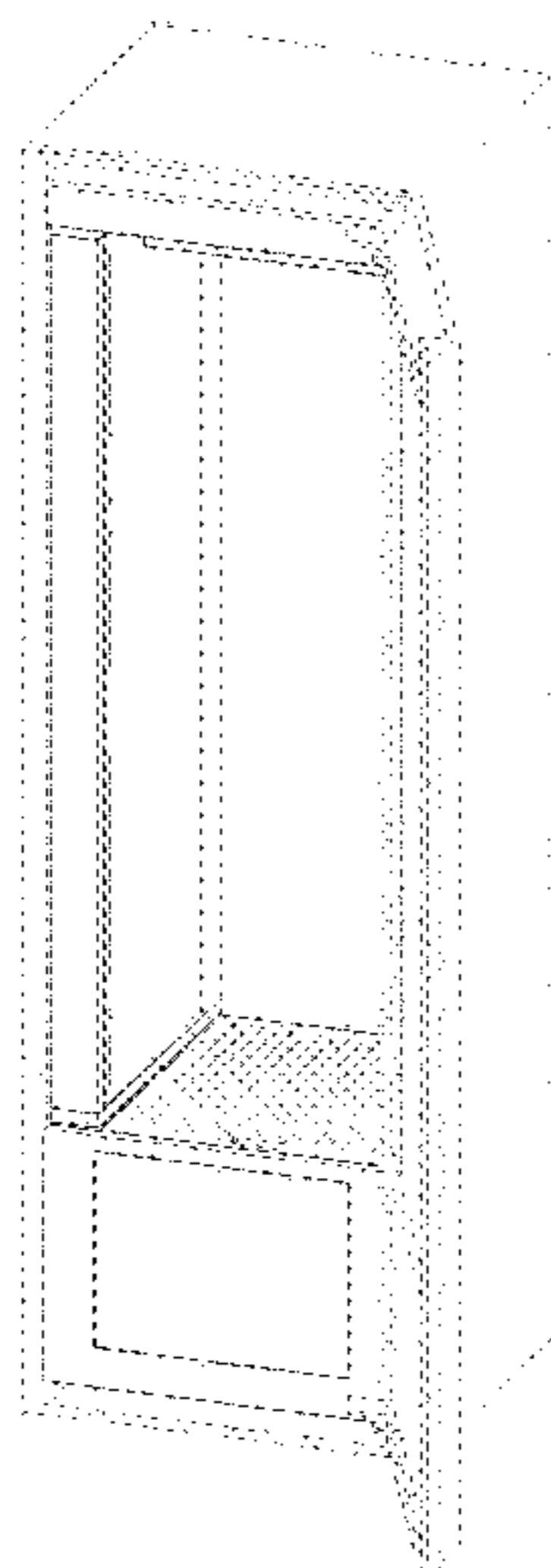
D191,951 S * 12/1961 Beduhn D32/10

D659,917 S * 5/2012 Jeon D32/10

(Continued)

Primary Examiner — Khawaja Anwar

1 Claim, 7 Drawing Sheets



(58) **Field of Classification Search**

CPC F25B 49/02; F25B 49/022; F25B 13/00;
F25B 2600/0253; F25B 2700/1931; F25B
2400/0403; F25B 25/005; F25B
2700/171; F25B 2700/2104; F25B 6/04;
F25B 15/00; F25B 1/04; F25B 1/10;
F25B 21/02; F25B 21/04; F25B
2309/061; F25B 2313/0251; F25B
2339/044; F25B 2341/0662; F25B
2400/0401; F25B 2400/0409; F25B
2400/0411; F25B 2400/0417; F25B
2400/0751; F25B 2400/22; F25B
2400/23; F25B 2500/12; F25B 2500/13;
F25B 2500/19; F25B 2500/222; F25B
2500/27; F25B 2500/29; F25B 2600/01;
F25B 2600/021; F25B 2600/0271; F25B
2600/0272; F25B 2600/11; F25B
2600/15; F25B 2600/2501; F25B
2600/2509; F25B 2600/2513; F25B
2600/2519; F25B 2700/1332; F25B
2700/172; F25B 2700/173; F25B
2700/1933; F25B 2700/21; F25B
2700/2106; F25B 2700/21151; F25B
2700/21152; F25B 2700/21153; F25B

2700/21163; F25B 29/003; F25B 29/006;
F25B 30/04; F25B 31/026; F25B 39/028;
F25B 39/04; F25B 40/00; F25B 40/02;
F25B 41/04; F25B 43/006; F25B 47/025;
F25B 49/025; F25B 49/027; F25B 5/02;
F25B 5/04; F25B 9/004; F25B 9/008;
F26B 3/04; F26B 17/04; F26B 21/04;
F26B 21/06; F26B 23/002; F26B 23/02;
F26B 21/001; F26B 25/14; F26B 15/16;
F26B 17/12; F26B 21/006; F26B 21/08;
F26B 21/10; F26B 21/12; F26B 2200/08;
F26B 2200/12; F26B 2210/12; F26B
25/22; F26B 3/06; F26B 9/066

See application file for complete search history.

(56)

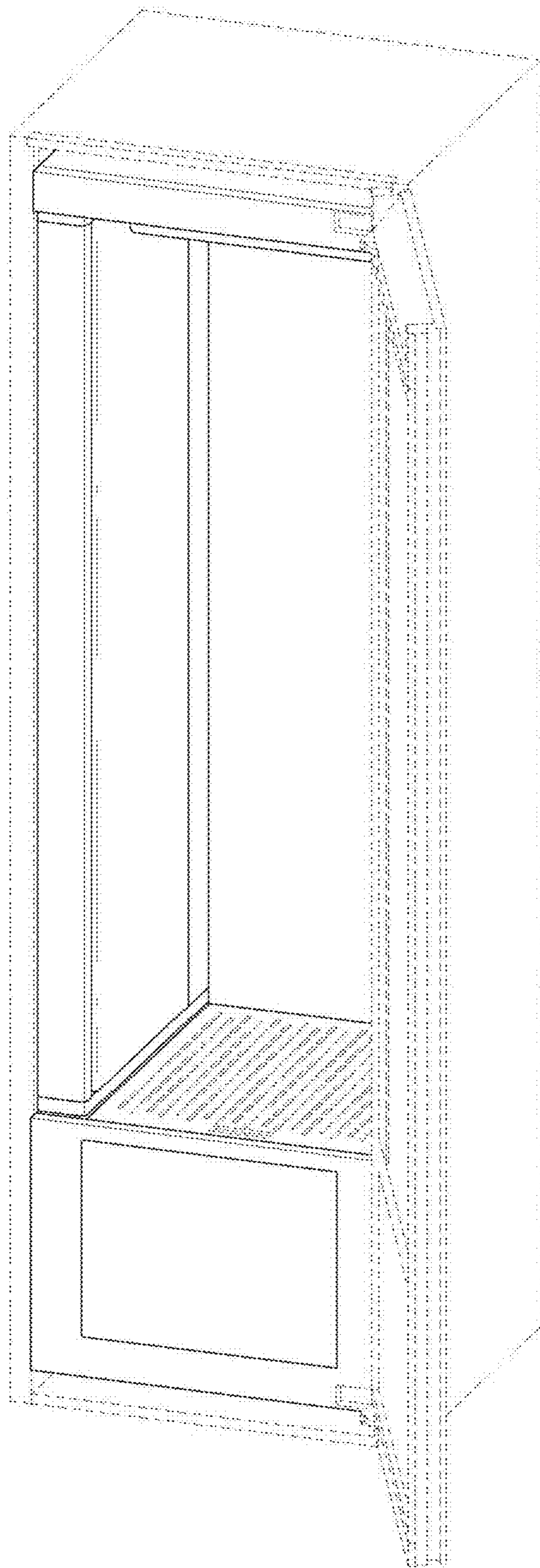
References Cited

U.S. PATENT DOCUMENTS

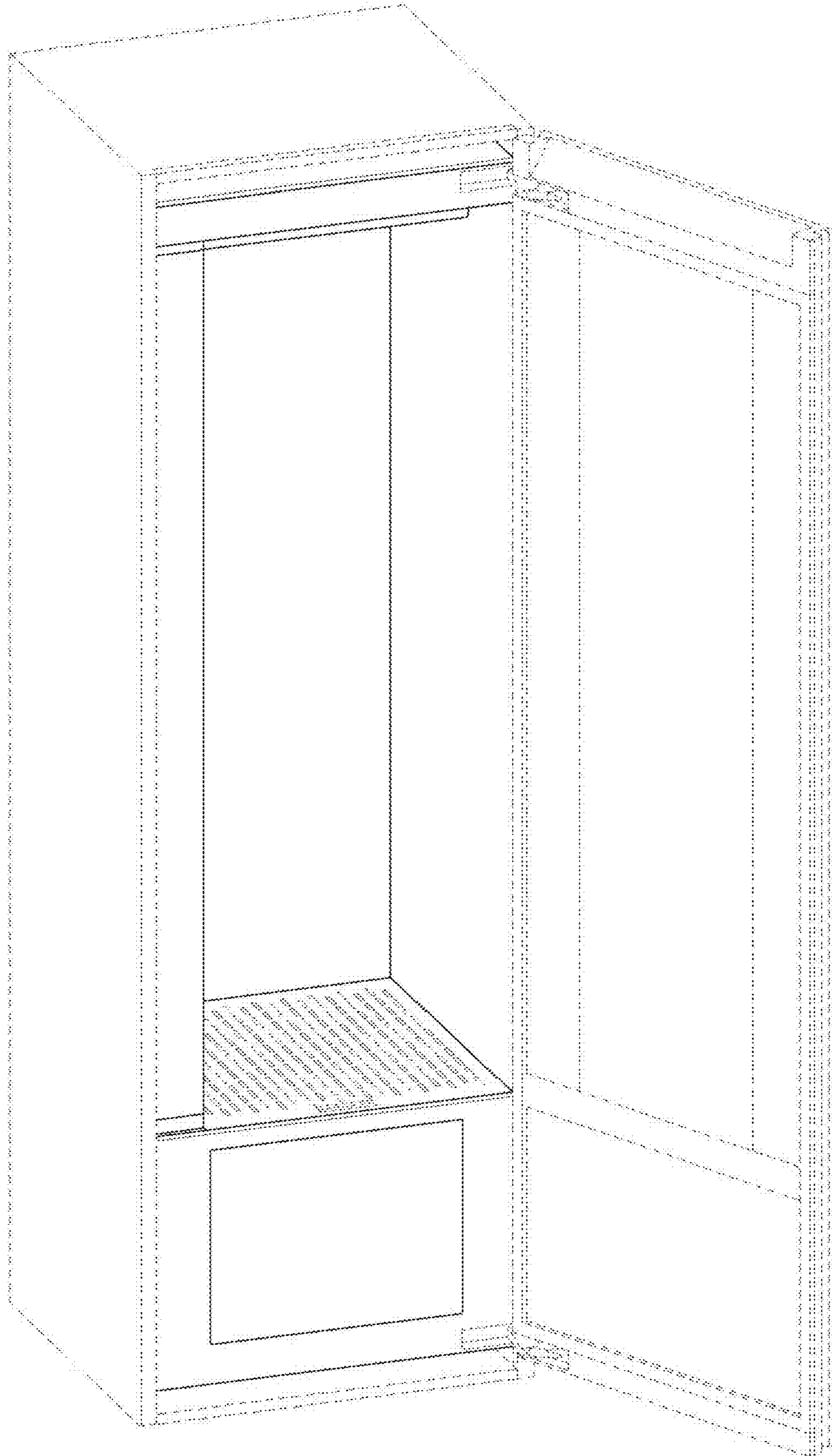
D671,282	S	*	11/2012	Jeon	D32/10
D742,436	S	*	11/2015	Park	D15/91
D754,217	S	*	4/2016	Choi	D15/89
D755,261	S	*	5/2016	Choi	D15/89
D771,160	S	*	11/2016	Park	D15/91
D854,058	S	*	7/2019	Jeon	D15/91

* cited by examiner


1.1



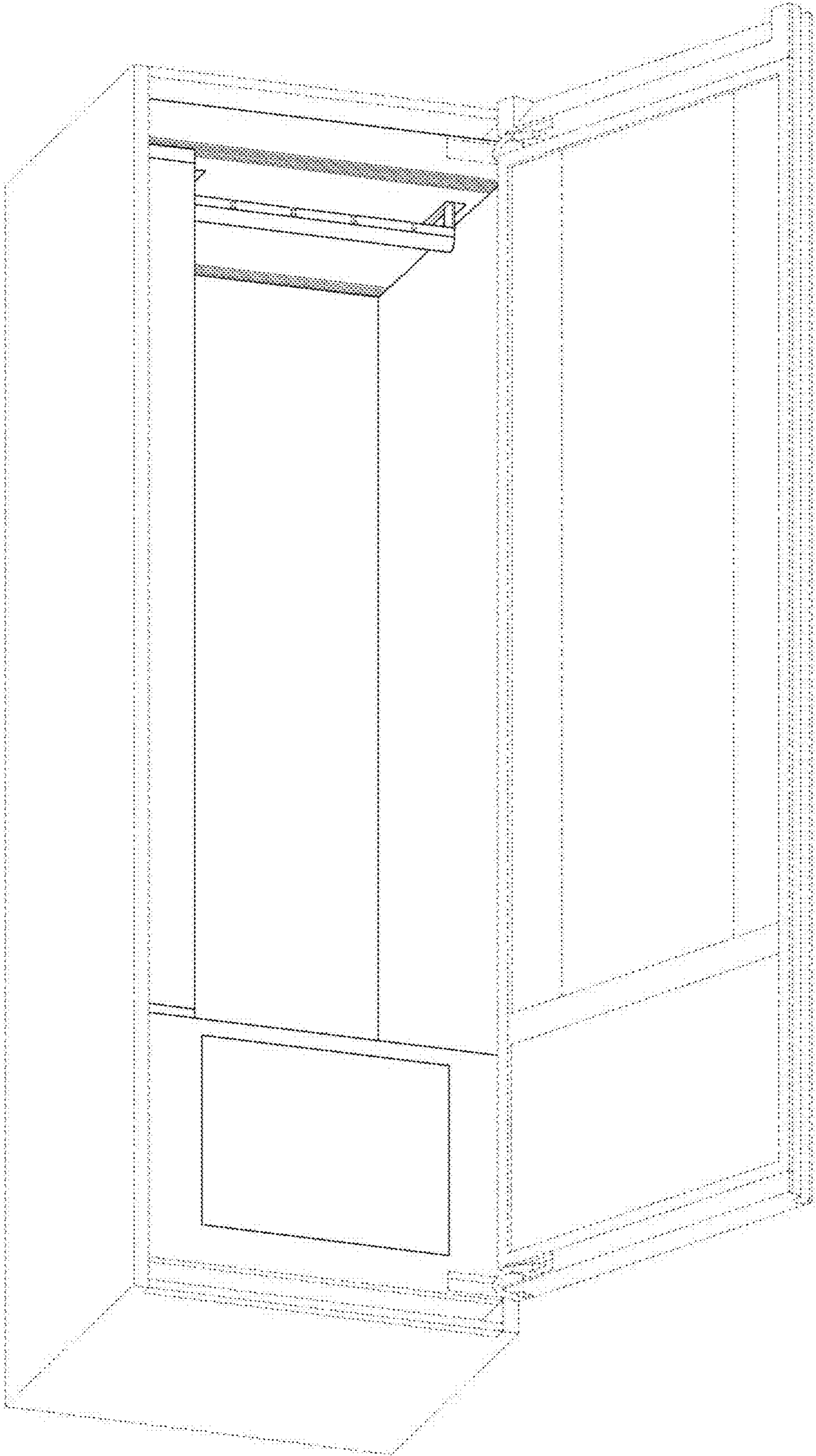
1.2




1.3



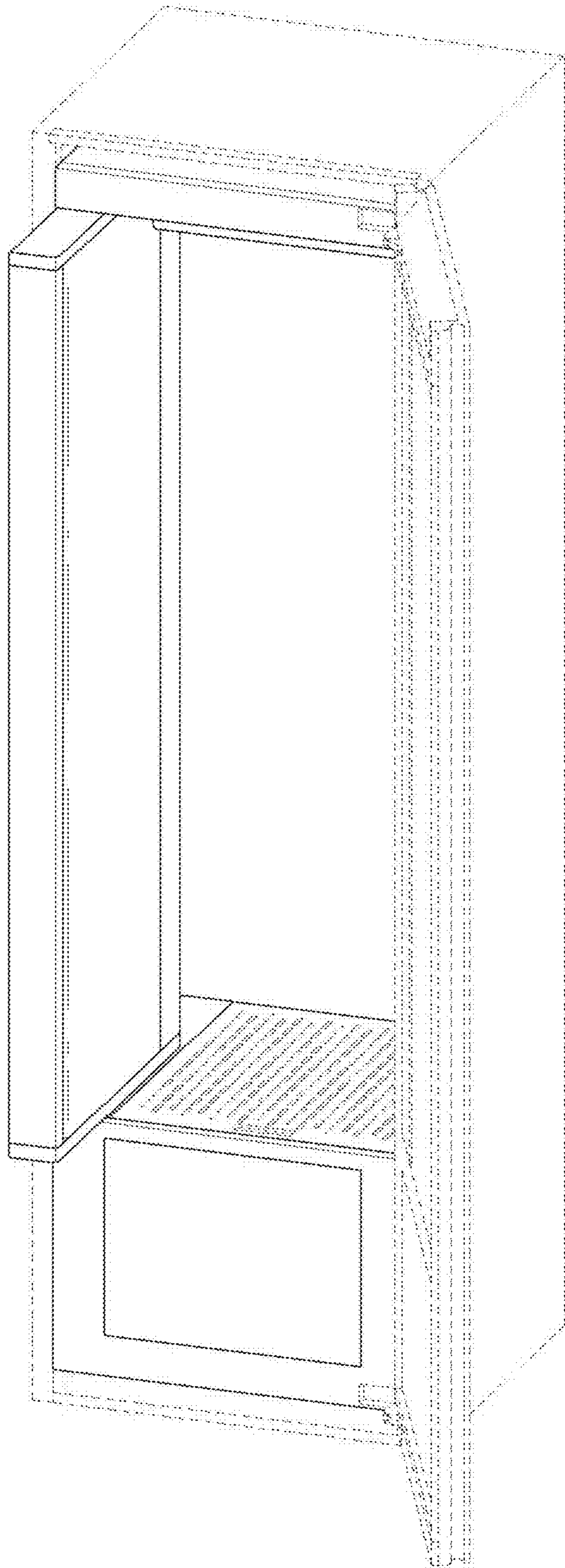
1.4



1.5



1.6



1.7

