



US00D915008S

(12) **United States Design Patent** (10) **Patent No.:** **US D915,008 S**
Dombrowsky (45) **Date of Patent:** **** Mar. 30, 2021**

(54) **BASE PLATE OF A FOOTWEAR
SANITIZING DEVICE HAVING
FOOTPRINTS**

D439,713 S * 3/2001 Fernando D32/47
D446,354 S * 8/2001 Jusinski D28/63
D463,638 S * 9/2002 Fernando D32/47
D465,889 S * 11/2002 Fernando D32/47
D468,501 S * 1/2003 Fernando D32/47
6,886,210 B2 5/2005 Dean

(Continued)

(71) Applicant: **Harbor Innovations, LLC**, Oyster Bay,
NY (US)

(72) Inventor: **Rachel Dombrowsky**, Hewlett, NY
(US)

FOREIGN PATENT DOCUMENTS

(73) Assignee: **Harbor Innovations, LLC**, Oyster Bay,
NY (US)

CA 25046 * 10/1962
EP 1223989 A1 7/2002

(**) Term: **15 Years**

OTHER PUBLICATIONS

(21) Appl. No.: **29/671,558**

Floor Rx brochure, no date, Harbor Innovations, site visited <https://www.harborinnovations.com/Brochure.pdf>.*

(22) Filed: **Nov. 28, 2018**

(Continued)

(51) **LOC (13) Cl.** **15-05**

Primary Examiner — John R Yeh

(52) **U.S. Cl.**
USPC **D32/1**

(74) *Attorney, Agent, or Firm* — Carter, DeLuca & Farrell
LLP; George Likourezos

(58) **Field of Classification Search**
USPC D32/14.1, 30, 35-37, 47
CPC . A61L 2/10; A47L 25/00; B01J 19/08; G01N
21/00; G01J 3/10
See application file for complete search history.

(57) **CLAIM**

The ornamental design for a base plate of a footwear
sanitizing device having footprints, as shown and described.

(56) **References Cited**

DESCRIPTION

U.S. PATENT DOCUMENTS

D7,489 S * 6/1874 Reed D32/47
D58,605 S * 8/1921 Livingston D32/47
2,977,647 A * 4/1961 Vassiliades A61L 2/10
422/186
D283,847 S * 5/1986 Miller D32/47
D283,848 S * 5/1986 Miller D32/47
D287,310 S * 12/1986 Miller D32/47
D288,034 S * 2/1987 Miller D32/47
D324,778 S * 3/1992 Whittington D28/63
D338,751 S * 8/1993 Huff D32/14.1
D370,318 S * 5/1996 Molina D32/14.1
D414,906 S * 10/1999 Garske D32/47
D433,781 S * 11/2000 Fernando D32/47

FIG. 1 is a front perspective view for a base plate of a
footwear sanitizing device having footprints in accordance
with the present design;

FIG. 2 is a rear perspective view thereof;

FIG. 3 is a top view thereof;

FIG. 4 is a front view thereof;

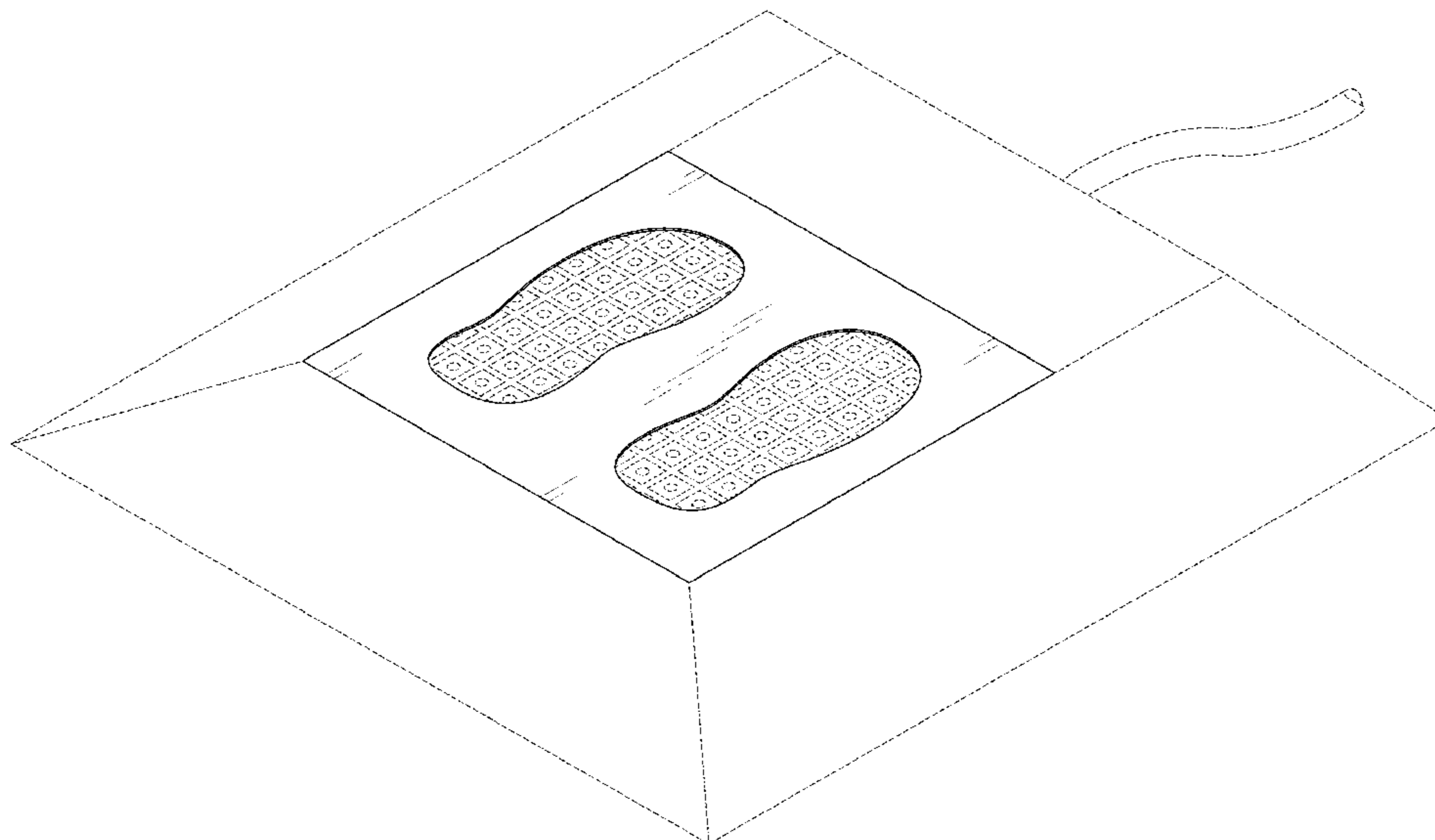
FIG. 5 is a rear view thereof;

FIG. 6 is a right side view thereof; and,

FIG. 7 is a left side view thereof.

The broken lines depict features of the base plate of a
footwear sanitizing device having footprints that form no
part of the claimed design.

1 Claim, 4 Drawing Sheets



(56)

References Cited

U.S. PATENT DOCUMENTS

D619,317 S *	7/2010	Fernando	D32/47
7,875,869 B1	1/2011	Shadan	
8,203,124 B2	6/2012	Havens et al.	
8,277,741 B2	10/2012	McCabe	
8,466,433 B2	6/2013	Ullman	
8,470,239 B1	6/2013	Kerr	
8,617,479 B2	12/2013	Gil et al.	
8,624,202 B2	1/2014	Gil	
8,631,533 B1	1/2014	Gulian et al.	
8,973,197 B2 *	3/2015	Omidi	A47L 23/263 15/36
9,198,991 B2	12/2015	Dombrowsky et al.	
9,211,352 B2	12/2015	Kassel et al.	
9,579,410 B2	2/2017	Simmons et al.	
9,764,050 B1	9/2017	Almeida et al.	
9,801,965 B2	10/2017	Bettles et al.	
10,064,966 B2 *	9/2018	Kassel	A61L 2/10
10,117,958 B2	11/2018	Dombrowsky et al.	
2008/0308748 A1 *	12/2008	Burrows	A43B 1/0036 250/491.1
2008/0310996 A1	12/2008	Kim et al.	
2009/0004047 A1	1/2009	Hunter et al.	
2009/0314308 A1	12/2009	Kim et al.	
2010/0104470 A1	4/2010	McCabe	

2010/0193709 A1	8/2010	Dalton	
2011/0041452 A1	2/2011	Uhlig	
2012/0167325 A1	7/2012	Omidi	
2012/0187313 A1	7/2012	Clark et al.	
2013/0101461 A1	4/2013	Gil et al.	
2013/0154441 A1	6/2013	Redmond	
2013/0177474 A1	7/2013	Kerr	
2013/0259742 A1	10/2013	Kerr	
2014/0170019 A1	6/2014	Gil et al.	
2015/0196674 A1	7/2015	Newham	
2015/0217011 A1	8/2015	Betties et al.	
2015/0290346 A1 *	10/2015	Kassel	A61L 2/10 422/186.12
2015/0308091 A1	10/2015	Foust et al.	
2016/0324997 A1	11/2016	Dayton	
2017/0035918 A1 *	2/2017	Kassel	A61L 2/10

OTHER PUBLICATIONS

International Search Report and Written Opinion corresponding to International Application No. PCT/US2014/065766 dated Feb. 26, 2015.

International Search Report and Written Opinion corresponding to International Application No. PCT/US17/58439 dated Jan. 4, 2018.

* cited by examiner

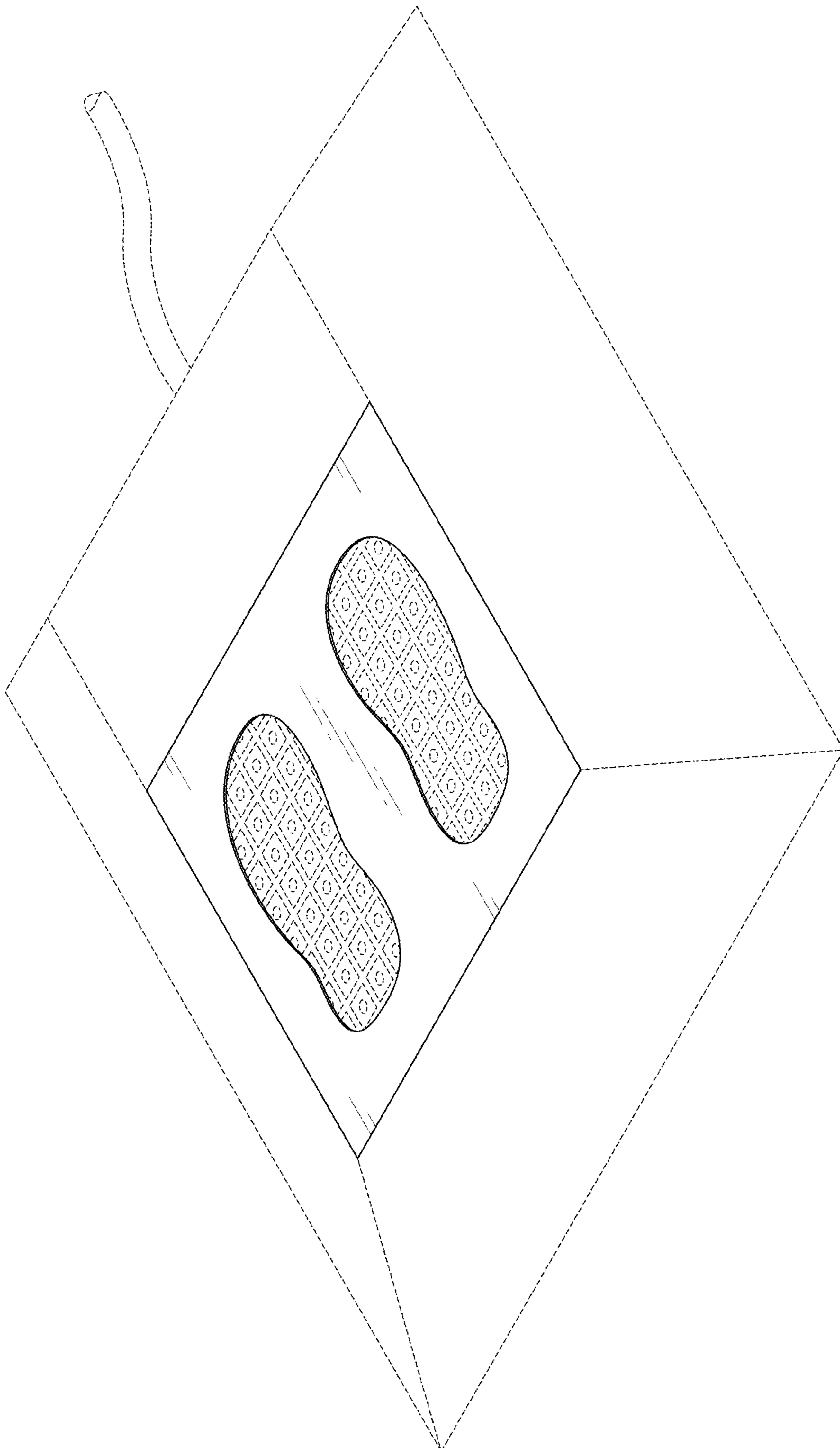


FIG. 1

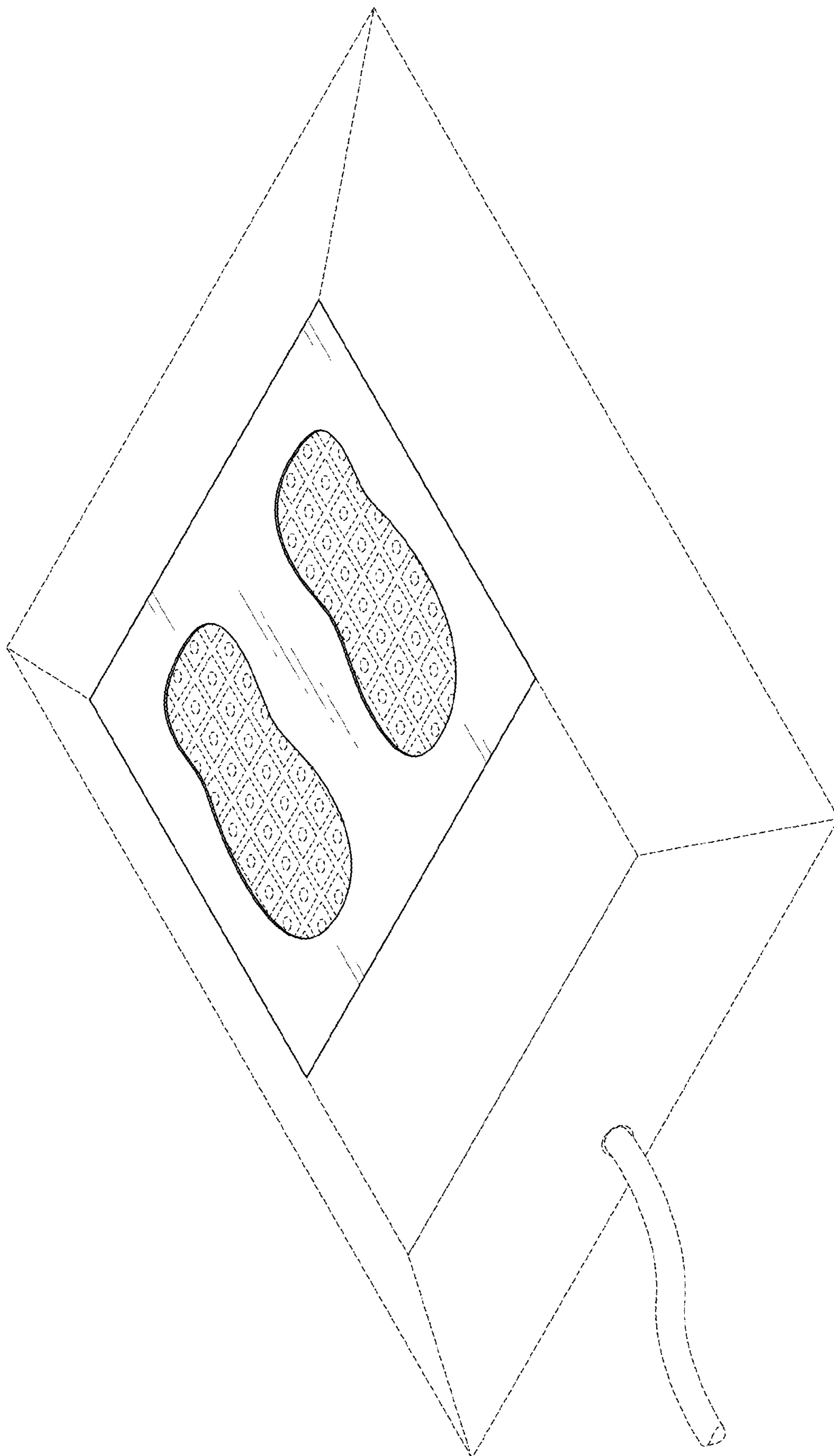


FIG. 2

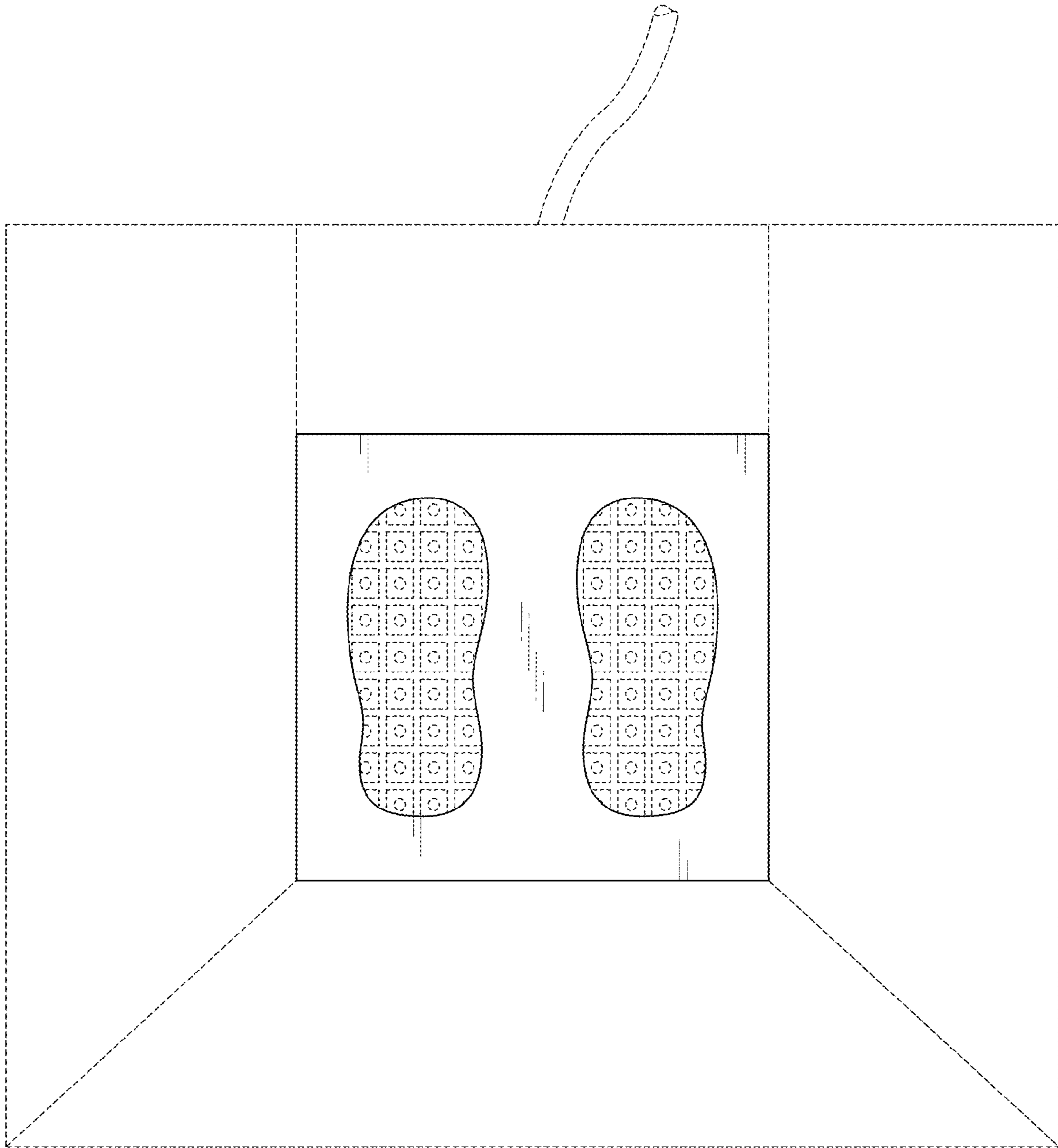


FIG. 3




FIG. 4




FIG. 5




FIG. 6




FIG. 7