



US00D914977S

(12) **United States Design Patent** (10) **Patent No.:** **US D914,977 S**
Szymanski et al. (45) **Date of Patent:** **** Mar. 30, 2021**

(54) **HANDLE FOR HAIR REMOVAL APPARATUS**

(71) Applicant: **Church & Dwight Co., Inc.**, Ewing, NJ (US)

(72) Inventors: **Aaron Szymanski**, Thomaston, CT (US); **Eric Langberg**, Milford, PA (US)

(73) Assignee: **Church & Dwight Co., Inc.**, Princeton, NJ (US)

(**) Term: **15 Years**

(21) Appl. No.: **29/698,801**

(22) Filed: **Jul. 19, 2019**

(51) **LOC (13) Cl.** **28-03**

(52) **U.S. Cl.**
USPC **D28/51**; D28/54

(58) **Field of Classification Search**
USPC D28/49-54
CPC B26B 19/00-08; B26B 19/10-12; B26B 19/20-24; B26B 19/26-265; B26B 19/38-3826; B26B 19/3873-3893; B26B 19/42

See application file for complete search history.

(56) **References Cited**

U.S. PATENT DOCUMENTS

2,141,582 A	12/1938	Wimberger	
2,151,965 A	3/1939	Hanley	
2,181,038 A	11/1939	Wimberger	
2,251,577 A	8/1941	Rand, Jr.	
2,609,602 A	9/1952	Harshberger	
3,144,714 A	8/1964	Beisma	
3,274,682 A	9/1966	Worthington	
D219,699 S *	1/1971	Poisson	D28/46
3,636,627 A	1/1972	Tiffin	
D230,219 S *	1/1974	Glaberson	D28/48
4,037,322 A	7/1977	Bresler	
4,083,102 A	4/1978	Harshberger	
D276,562 S *	11/1984	Mizobata	D28/49

4,744,144 A	5/1988	Lowery, Sr. et al.	
4,819,330 A	4/1989	Fenn et al.	
4,914,816 A	4/1990	Fenn et al.	
D311,971 S *	11/1990	Faerber	D28/46
5,007,169 A	4/1991	Motta	
D361,637 S *	8/1995	Miskin	D28/47
5,579,581 A	12/1996	Melton	

(Continued)

FOREIGN PATENT DOCUMENTS

CH	229244	10/1943
CN	204263191	4/2015

(Continued)

OTHER PUBLICATIONS

<https://www.ultra.com/flawless-nu-razor?productId=pimprod2017011> Flawless Nu Razor, www.ultra.com, 1 page, reviewed as early as Jun. 2020 (Year: 2020).*

Primary Examiner — Jennifer Rivard
(74) *Attorney, Agent, or Firm* — Womble Bond Dickinson (US) LLP

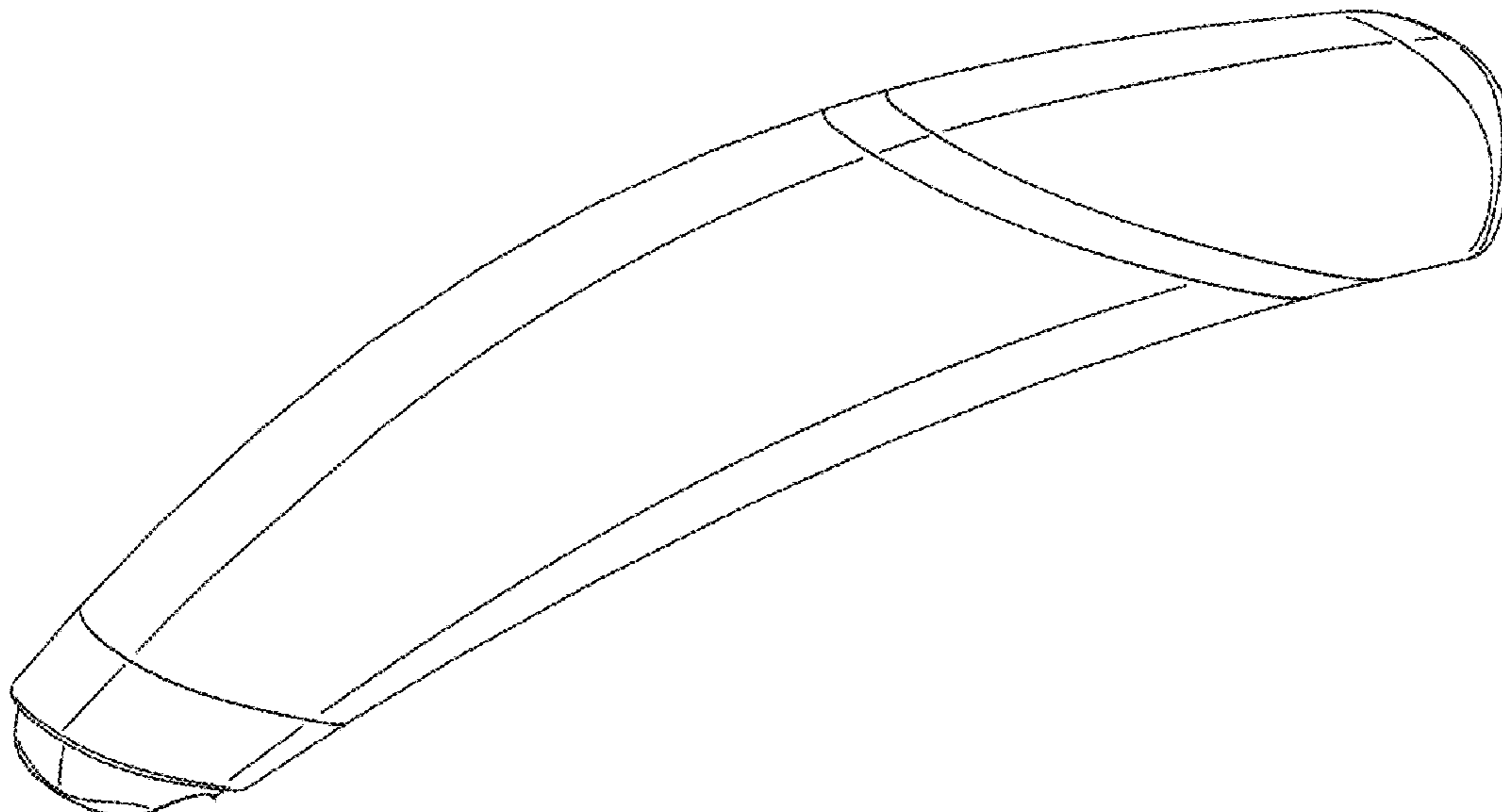
(57) **CLAIM**

The ornamental design for a handle for hair removal apparatus, as shown and described.

DESCRIPTION

FIG. 1 is a front perspective view of a handle for hair removal apparatus of the present invention showing my new design;
FIG. 2 is a front side elevation view thereof;
FIG. 3 is a back side elevation view thereof;
FIG. 4 is a side elevation view thereof;
FIG. 5 is another side elevation view thereof
FIG. 6 is a top plan view thereof; and,
FIG. 7 is a bottom plan view thereof.

1 Claim, 5 Drawing Sheets



(56)

References Cited

U.S. PATENT DOCUMENTS

5,606,799 A 3/1997 Melton
 D437,661 S * 2/2001 Pinchuk D28/48
 D506,034 S * 6/2005 Cornelissen D28/46
 6,966,116 B2 11/2005 Peter et al.
 7,028,405 B2 4/2006 Paas et al.
 7,325,311 B2 2/2008 Shimizu
 7,464,471 B2 12/2008 Fukutani et al.
 D593,254 S * 5/2009 Tamsiran D28/51
 D646,438 S * 10/2011 Leventhal D28/51
 8,136,250 B2 3/2012 Floessholzer
 8,141,254 B2 3/2012 Shimizu
 8,590,162 B2 11/2013 Park et al.
 D758,016 S * 5/2016 Andersson D28/51
 D758,661 S * 6/2016 Andersson D28/51
 D758,662 S * 6/2016 De Klein D28/51
 9,381,655 B2 7/2016 Lau
 D824,106 S * 7/2018 Teteak D28/53
 D824,107 S * 7/2018 Teteak D28/53
 D827,933 S * 9/2018 Teteak D28/53
 D828,627 S * 9/2018 Szymanski D28/51
 10,081,114 B2 9/2018 Sablatschan
 D836,247 S * 12/2018 Van Maanen D28/44.1
 D849,325 S * 5/2019 Szymanski D28/51
 10,406,702 B2 9/2019 Vredeveld et al.
 10,421,203 B2 9/2019 Perez Lopez et al.
 10,434,670 B2 10/2019 Lev
 10,449,682 B2 10/2019 Eijkelkamp et al.
 D873,490 S * 1/2020 Khubani D28/51
 D884,973 S * 5/2020 Khubani D28/51
 2012/0304467 A1 12/2012 Garden, Jr.
 2015/0158192 A1 6/2015 Tucker et al.
 2016/0059428 A1* 3/2016 Lau B26B 19/10
 30/30
 2016/0271814 A1 9/2016 Bennik et al.
 2017/0008182 A1 1/2017 Tucker et al.
 2017/0144319 A1 5/2017 Sablatschan
 2018/0104834 A1 4/2018 Zuidervaart et al.
 2018/0257248 A1 9/2018 Wu
 2018/0326602 A1 11/2018 Khubani et al.
 2019/0176355 A1 6/2019 Mazarakis et al.
 2019/0299453 A1 10/2019 Bourque et al.
 2019/0299466 A1 10/2019 Goeder et al.
 2019/0299473 A1 10/2019 Johnson et al.
 2019/0299474 A1 10/2019 Bourque et al.
 2019/0299477 A1 10/2019 Johnson et al.
 2019/0315006 A1 10/2019 Park et al.
 2020/0061856 A1* 2/2020 Musallam B26B 19/042

FOREIGN PATENT DOCUMENTS

CN 205111905 3/2016
 CN 206066504 4/2017
 CN 106808504 6/2017
 CN 107088895 8/2017
 CN 107186759 9/2017
 CN 304276517 9/2017
 CN 206633052 11/2017
 CN 304428668 12/2017
 CN 206869919 1/2018
 CN 206869923 1/2018
 CN 206913195 1/2018
 CN 304561859 3/2018
 CN 304561861 3/2018
 CN 207273272 4/2018
 CN 207402820 5/2018
 CN 207824944 9/2018
 CN 208051971 11/2018

CN 208246876 12/2018
 CN 109366531 2/2019
 CN 109822627 5/2019
 CN 208812155 5/2019
 CN 104647417 6/2019
 CN 109866258 6/2019
 CN 209175783 7/2019
 CN 110091364 8/2019
 CN 110154093 8/2019
 CN 110154094 8/2019
 CN 305368569 9/2019
 CN 305377844 10/2019
 CN 305377845 10/2019
 CN 305394347 10/2019
 DE 20 2016 10099 3/2016
 EM 006276119-0001 3/2019
 EM 006542189-0001 9/2019
 EM 006542619-0001 9/2019
 EP 1 763 422 11/2007
 EP 1 644 162 5/2008
 EP 1 732 736 12/2008
 EP 1 866 129 11/2009
 EP 1 963 057 3/2011
 EP 1 536 928 1/2012
 EP 2 227 359 2/2013
 EP 2 875 916 5/2015
 EP 2 804 723 4/2016
 EP 2 747 958 9/2016
 EP 2 747 962 9/2016
 EP 3 071 375 9/2016
 EP 3 046 736 3/2017
 EP 3 049 219 3/2017
 EP 3 052 281 5/2017
 EP 3 052 278 3/2018
 EP 3 131 711 3/2018
 EP 3 131 715 3/2018
 EP 3 071 376 5/2018
 EP 3 131 713 6/2018
 EP 3 131 714 6/2018
 EP 3 131 716 6/2018
 EP 3 142 834 7/2018
 EP 3 240 658 8/2018
 EP 3 388 207 10/2018
 EP 3 388 208 10/2018
 EP 3 388 209 10/2018
 EP 3 409 432 12/2018
 EP 3 415 288 12/2018
 EP 2 857 154 2/2019
 EP 3 052 279 2/2019
 EP 3 052 280 3/2019
 EP 3 450 119 3/2019
 EP 3 461 602 4/2019
 EP 3 466 619 4/2019
 EP 3 052 277 5/2019
 EP 3 164 249 5/2019
 EP 3 131 712 6/2019
 EP 3 071 374 8/2019
 EP 3 288 727 9/2019
 EP 3 194 125 11/2019
 EP 3 261 810 4/2020
 EP 3 297 797 4/2020
 JP H06-154435 6/1994
 JP D160618 4/2018
 JP D1642657 9/2019
 WO WO 2018/068353 4/2018
 WO WO 2018/157113 8/2018
 WO WO 2018/227319 12/2018
 WO WO 2019/018104 1/2019
 WO WO 2019/110335 6/2019

* cited by examiner

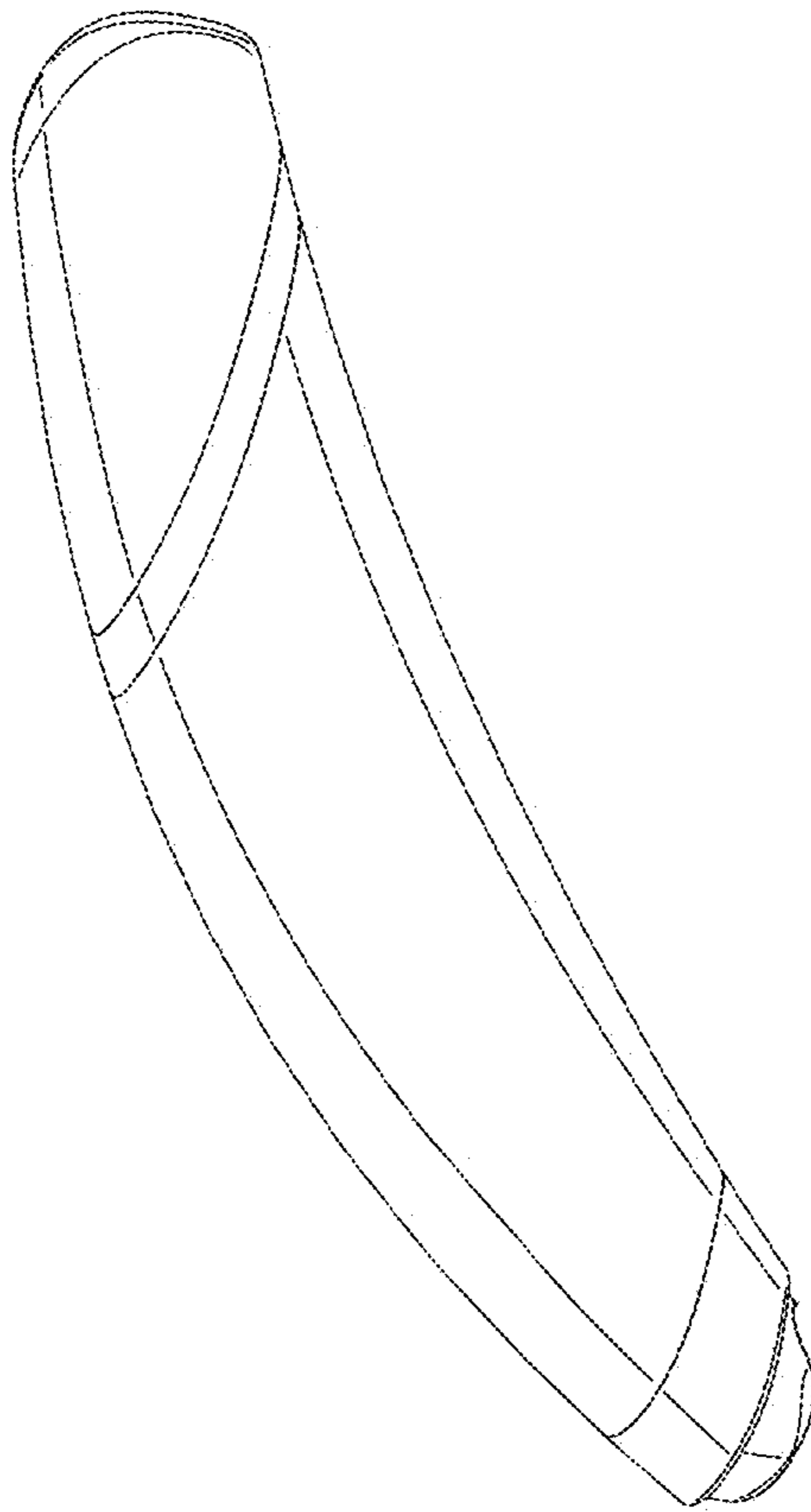


FIG. 1

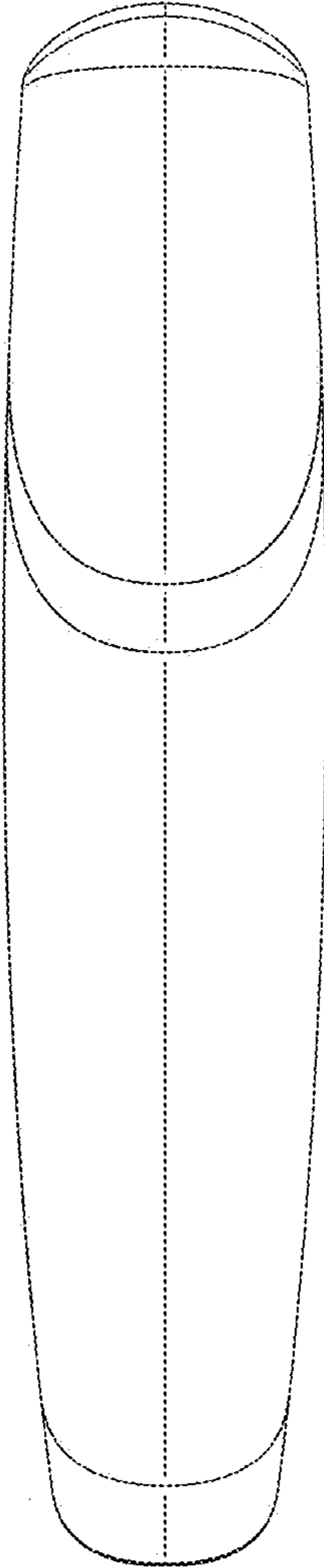


FIG. 2




FIG. 3




FIG. 4




FIG. 5

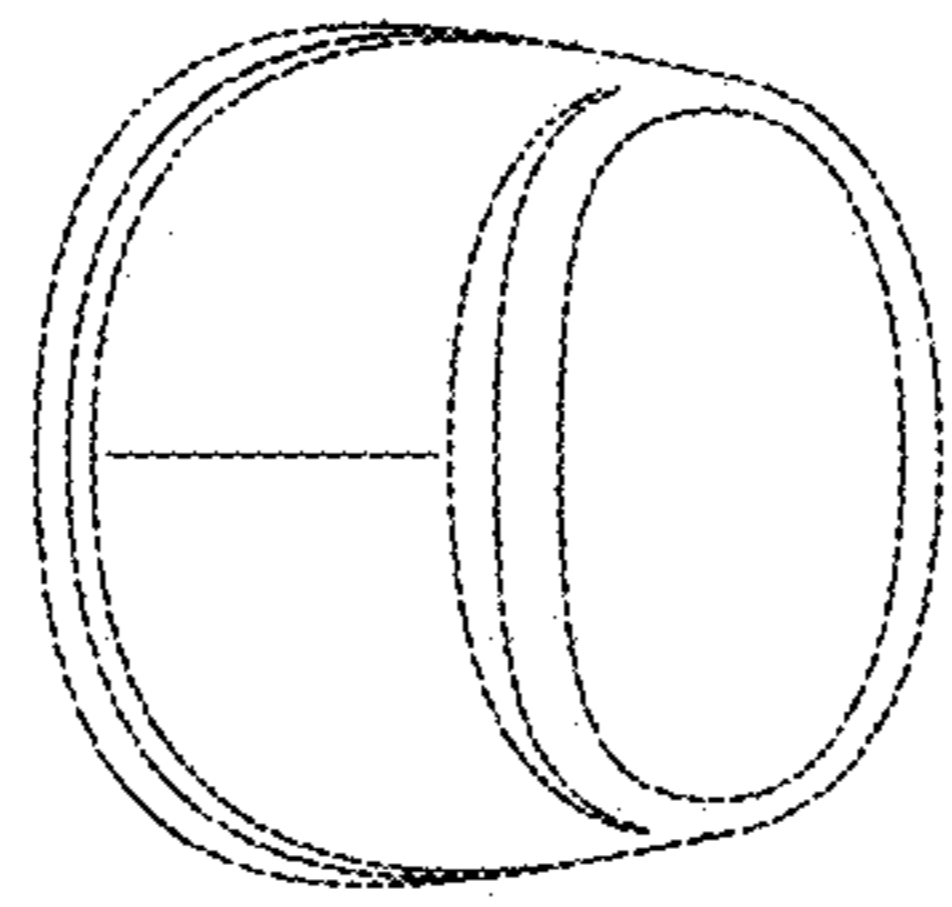


FIG. 7

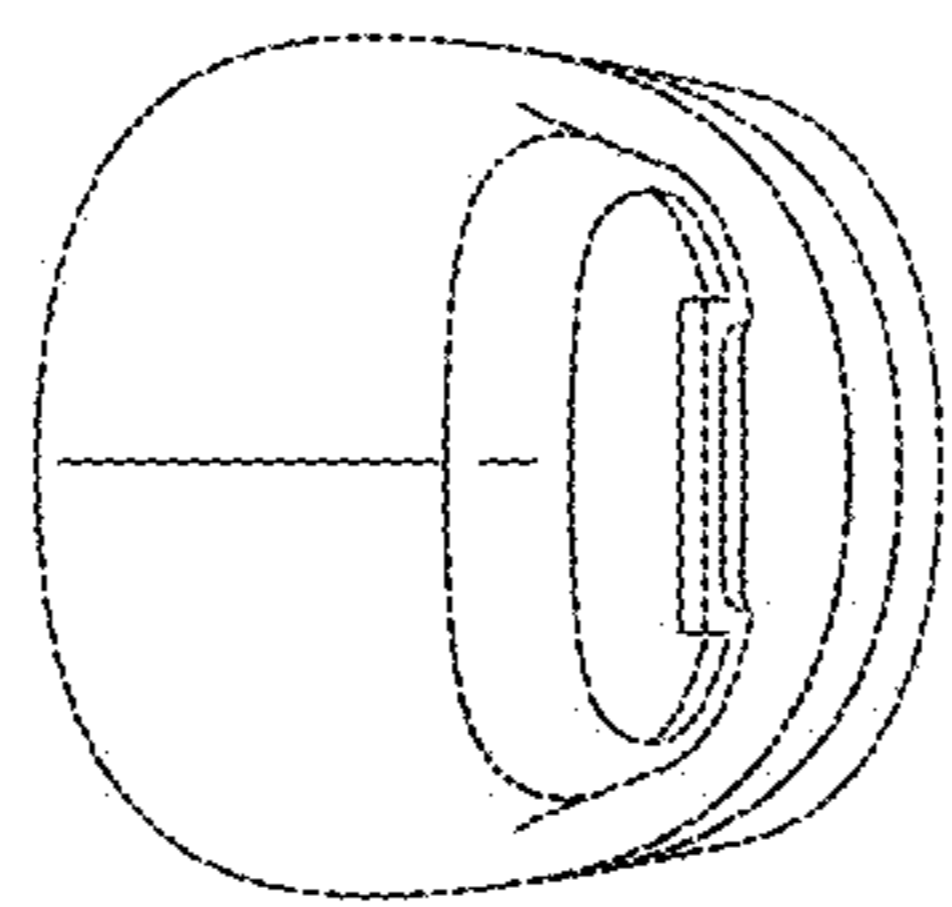


FIG. 6