



US00D914975S

(12) **United States Design Patent**
John

(10) **Patent No.:** **US D914,975 S**
(45) **Date of Patent:** **** Mar. 30, 2021**

(54) **RAT TAIL COMB WITH HAIR CLIP COMBINATION**

(71) Applicant: **Joselle J. John**, Port St. Lucie, FL (US)

(72) Inventor: **Joselle J. John**, Port St. Lucie, FL (US)

(**) Term: **15 Years**

(21) Appl. No.: **29/719,253**

(22) Filed: **Jan. 2, 2020**

(51) **LOC (13) Cl.** **28-03**

(52) **U.S. Cl.**
USPC **D28/27**

(58) **Field of Classification Search**
USPC D28/21, 25, 27, 39-43
CPC A45D 2008/002; A45D 2008/004; A45D 2008/006; A45D 8/00; A45D 8/02; A45D 8/14; A45D 8/16; A45D 8/18; A45D 8/20; A45D 8/22; A45D 8/24; A45D 24/00; A45D 24/04; A45D 24/10; A45D 24/36; A45D 2024/002

See application file for complete search history.

(56) **References Cited**

U.S. PATENT DOCUMENTS

1,376,416	A *	5/1921	Forshee	A45D 1/04 132/118
1,595,155	A *	8/1926	Henter	A45D 24/12 24/3.12
1,598,347	A *	8/1926	Henter	A45D 24/12 24/3.12
D119,219	S *	2/1940	Solomon	D28/26
D122,695	S *	9/1940	Schlicker	D28/26
D126,724	S *	4/1941	Seidner	D28/26
2,242,349	A *	5/1941	Dailey	A45D 2/42 132/122
D133,174	S *	7/1942	Bullard et al.	D28/26
2,401,117	A *	5/1946	Stinson	A45D 2/42 132/226

2,435,664	A *	2/1948	Whittaker	A45D 2/42 132/122
2,595,049	A *	4/1952	Boissoneau	A45D 24/10 132/147
D194,731	S *	2/1963	Dent	D4/117

(Continued)

FOREIGN PATENT DOCUMENTS

EM	008006910-0002	*	6/2020
KR	300939075.0000	*	8/2017

OTHER PUBLICATIONS

Pin Tail Comb by The Hair Shop [online], [site visited Nov. 4, 2020], Available from internet, URL:<https://www.amazon.com/Hair-Shop-Premium-Ergonomic-Resistant/dp/B08DCLDD3M/ref=sr_1_71?dchild=1&keywords=rat+tail+combs&qid=1604518374&sr=8-71> (Year: 2020).*

Primary Examiner — Cynthia Ramirez
Assistant Examiner — Xavier Marti-Santos
(74) *Attorney, Agent, or Firm* — Norris McLaughlin, P.A.

(57) **CLAIM**

The original design for a rat tail comb with hair clip combination, as shown and described.

DESCRIPTION

FIG. 1 is a perspective view of a rat tail comb with hair clip combination of the present invention;
FIG. 2 is a side view of a rat tail comb with hair clip combination of the present invention;
FIG. 3 is an opposite side view of a rat tail comb with hair clip combination of the present invention;
FIG. 4 is an end view of a rat tail comb with hair clip combination of the present invention;
FIG. 5 is an opposite end view of a rat tail comb with hair clip combination of the present invention;
FIG. 6 is a top plan view of a rat tail comb with hair clip combination of the present invention; and,

(Continued)

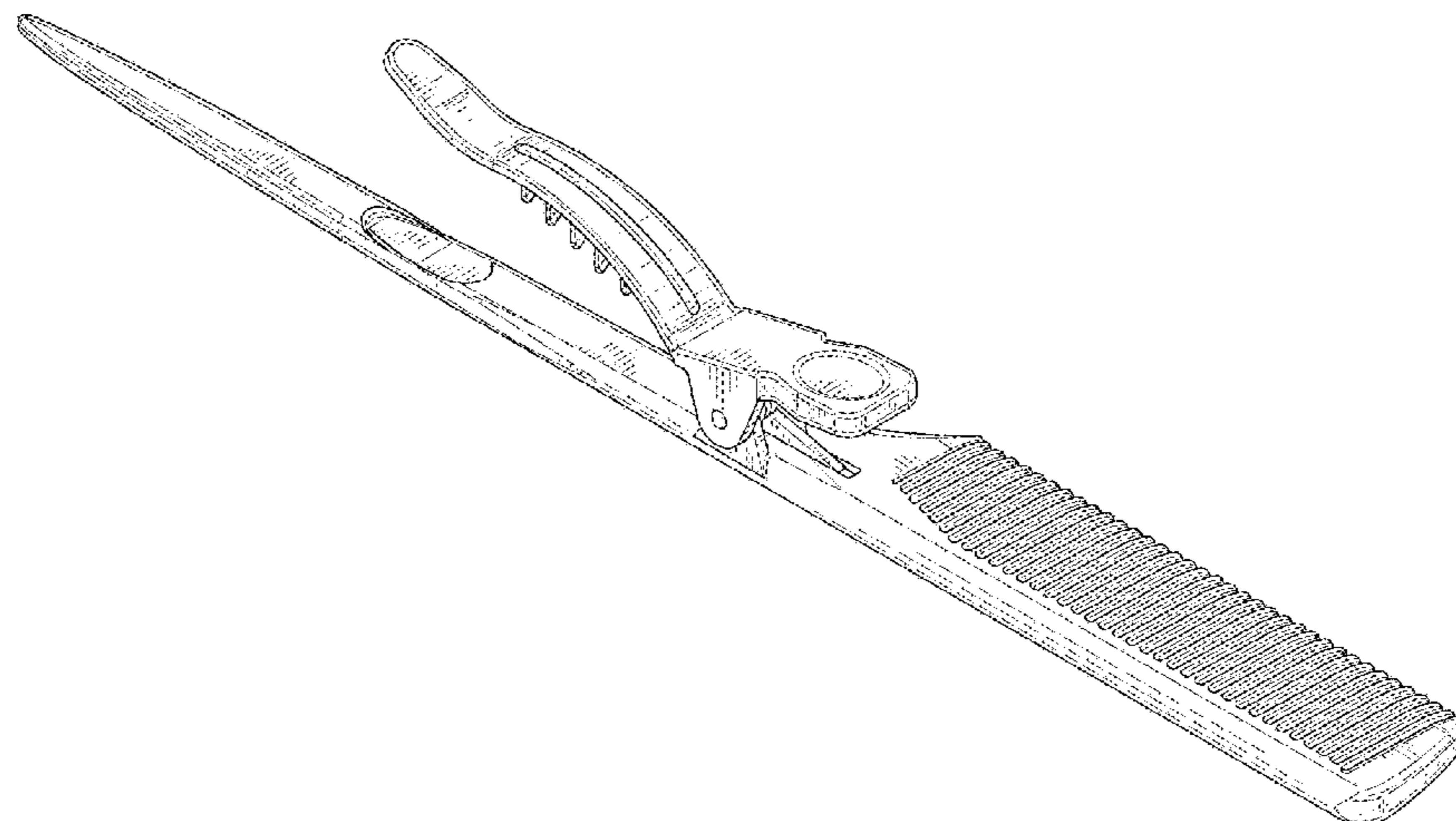


FIG. 7 is a bottom plan view of a rat tail comb with hair clip combination of the present invention.

1 Claim, 6 Drawing Sheets

(56)

References Cited

U.S. PATENT DOCUMENTS

3,731,694	A *	5/1973	Moro	A45D 1/18 132/118
5,566,687	A *	10/1996	Trapanovski	A45D 24/10 132/148
D429,030	S *	8/2000	Yasuda	D28/40
D480,509	S *	10/2003	Yasuda	D28/40
D591,906	S *	5/2009	Hsu	D28/43
D819,269	S *	5/2018	Hsu	D28/40
D842,538	S *	3/2019	Rosenzweig	D28/30
2003/0015210	A1 *	1/2003	Alexander	A45D 2/002 132/116
2015/0020842	A1 *	1/2015	Park	A45D 8/24 132/279
2016/0345703	A1 *	12/2016	Hall	A45D 8/20

* cited by examiner

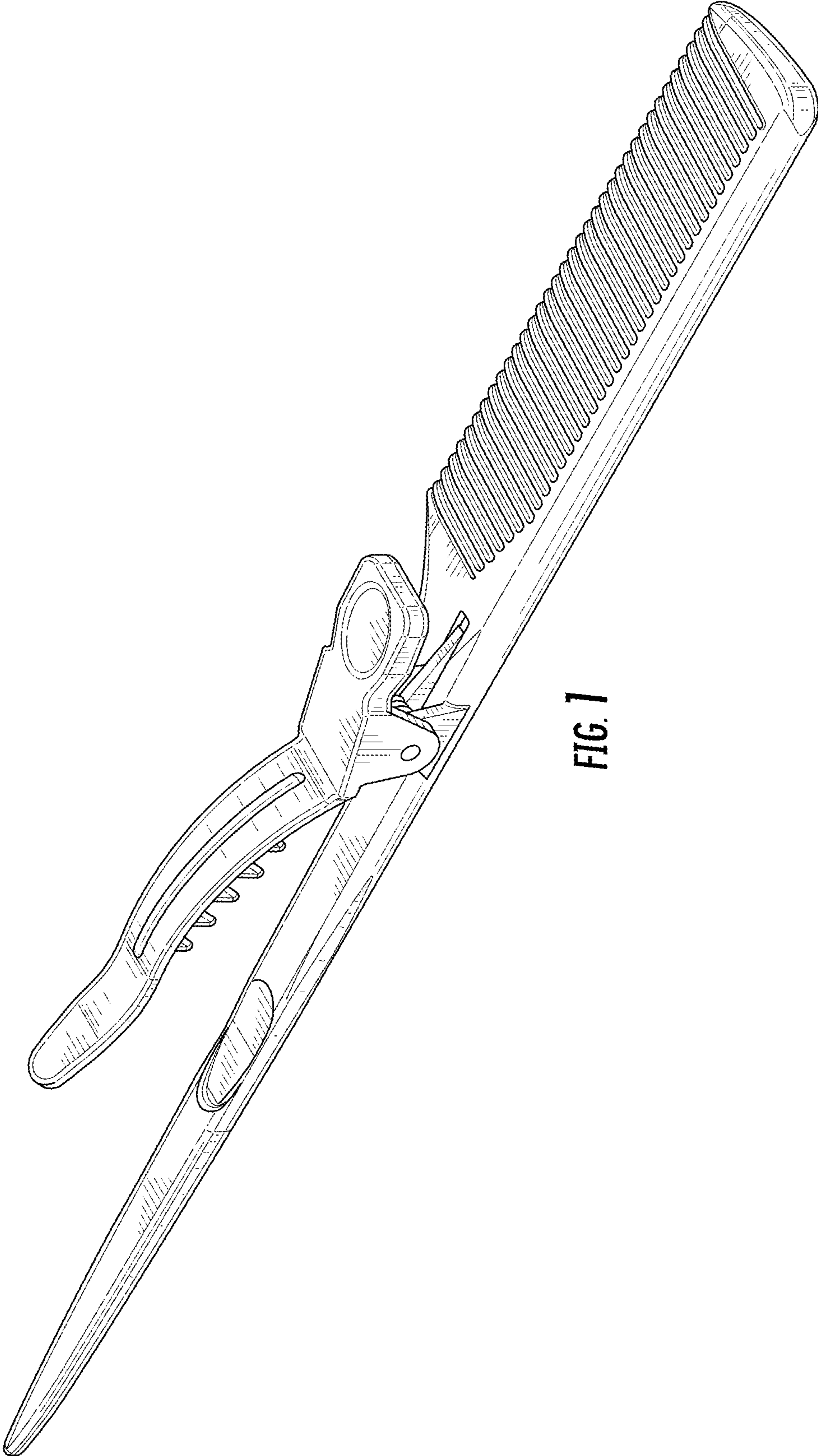


FIG. 1

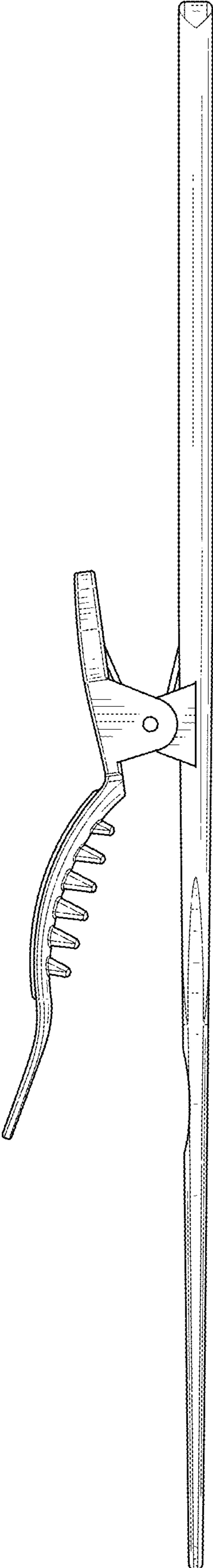


FIG. 2

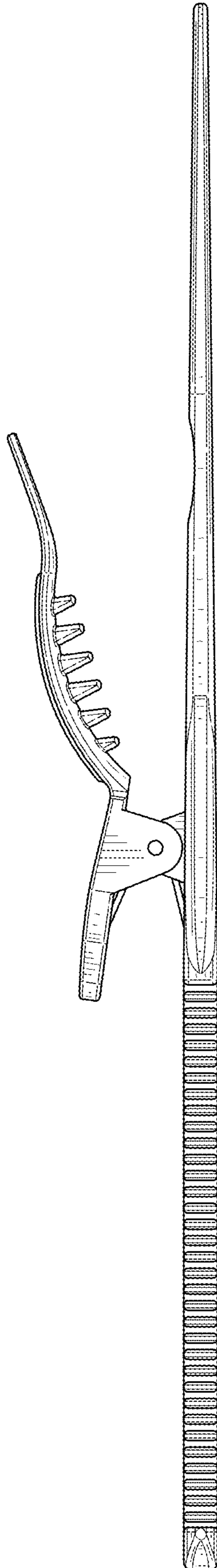


FIG. 3

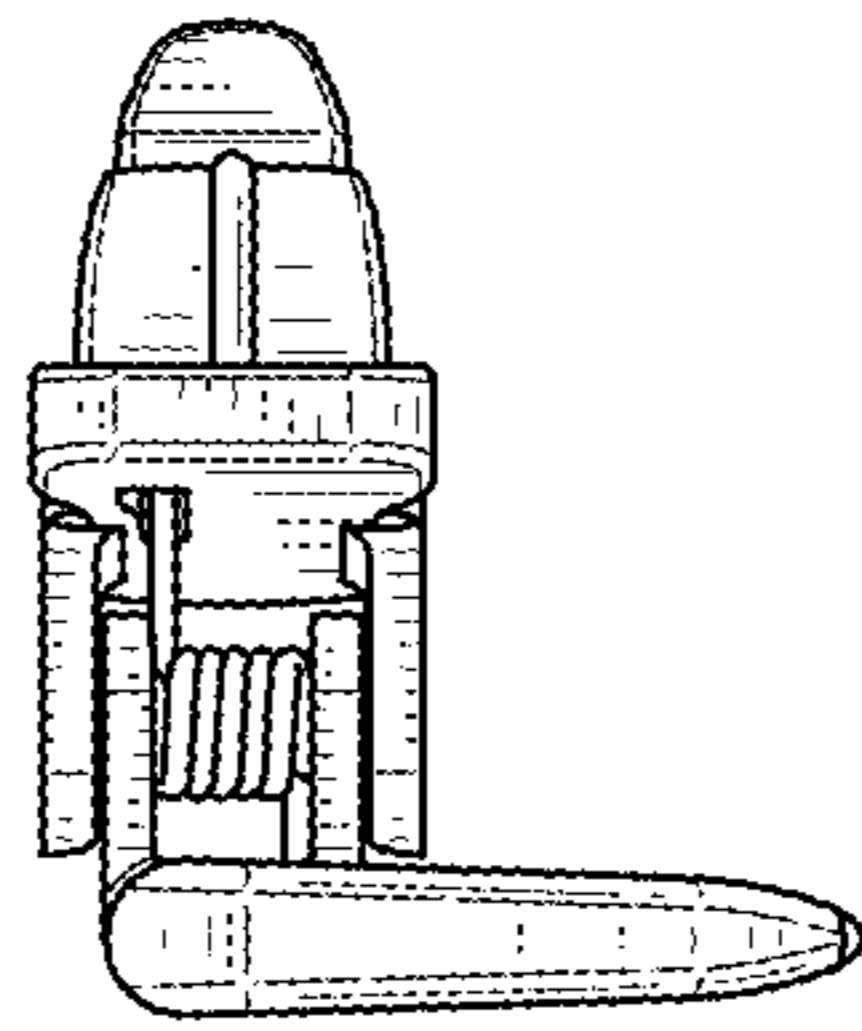


FIG. 4

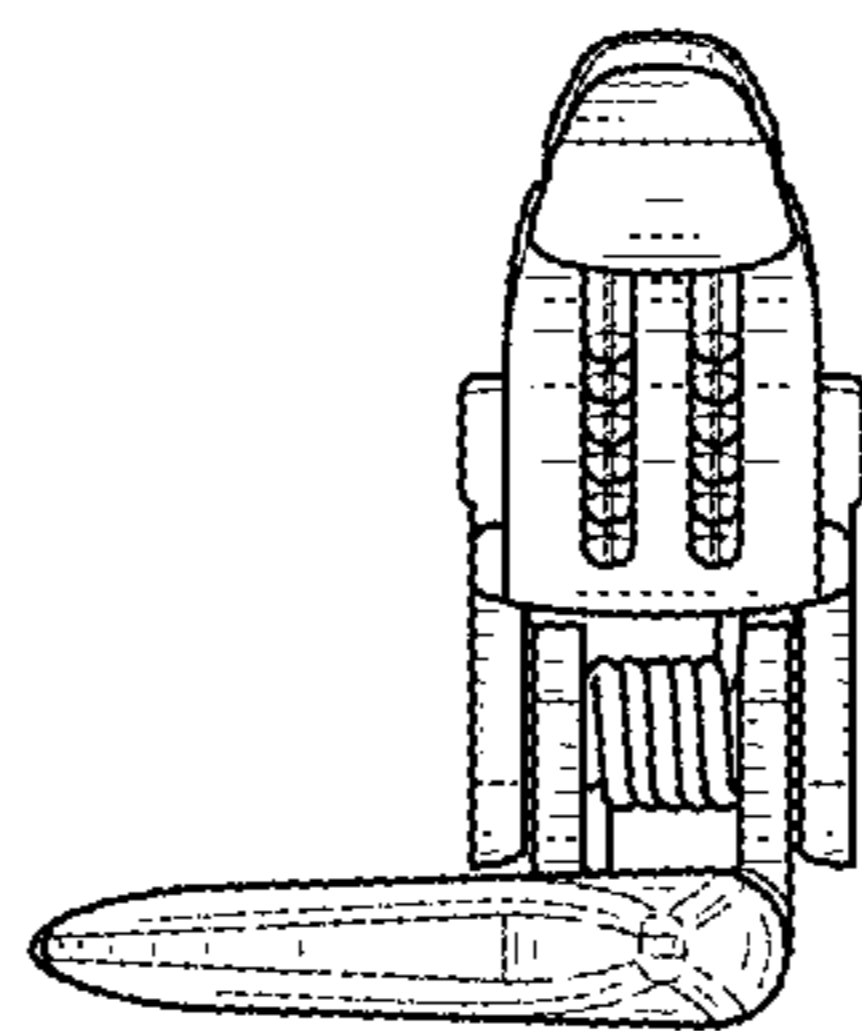


FIG. 5

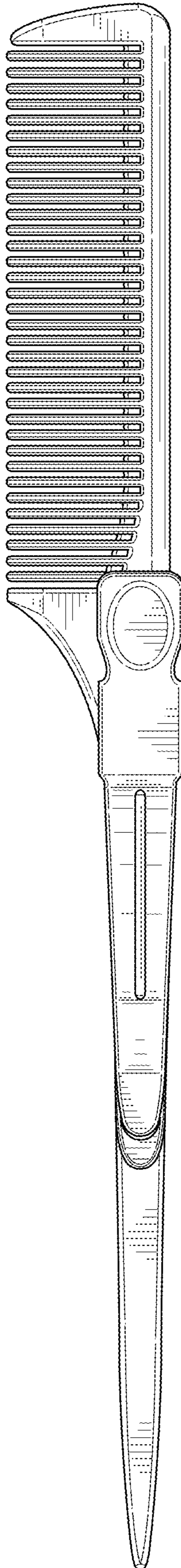


FIG. 6

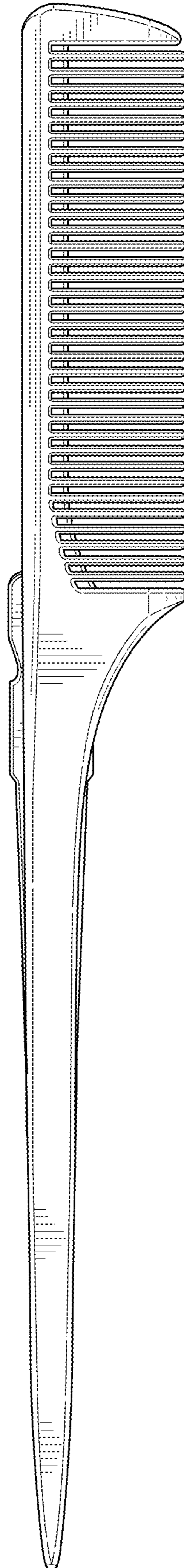


FIG. 7