



US00D914960S

(12) **United States Design Patent** (10) **Patent No.:** **US D914,960 S**  
**Tung et al.** (45) **Date of Patent:** **\*\* Mar. 30, 2021**

(54) **DISPOSAL RECEPTACLE FOR STORING USED TOBACCO CONSUMABLES**

D832,740 S \* 11/2018 Grohmann ..... D11/152  
D868,619 S \* 12/2019 Fohr ..... D11/152  
D887,305 S \* 6/2020 Siegel ..... D11/152

(71) Applicant: **Philip Morris Products S.A.**,  
Neuchatel (CH)

FOREIGN PATENT DOCUMENTS

(72) Inventors: **Jeffrey Tung**, San Francisco, CA (US);  
**Jenny Yoon Joo Lee**, San Francisco,  
CA (US)

CN 201430202452.9 12/2014  
CN 201530007798.8 8/2015  
CN 201530052423.3 9/2015  
CN 201730169884.8 10/2017

(73) Assignee: **Philip Morris Products S.A.**,  
Neuchatel (CH)

OTHER PUBLICATIONS

(\*\*) Term: **15 Years**

Russian Office Action issued on Dec. 11, 2019, in Patent Application No. 2018505762/49, citing documents AO-AR therein, 4 pages (with English translation).

(21) Appl. No.: **29/675,744**

\* cited by examiner

(22) Filed: **Jan. 4, 2019**

*Primary Examiner* — Marissa J Cash

(30) **Foreign Application Priority Data**

*Assistant Examiner* — Rebecca Tsehaye

Jul. 6, 2018 (EM) ..... 05445509-0010  
Jul. 6, 2018 (EM) ..... 05445509-0011

(74) *Attorney, Agent, or Firm* — Oblon, McClelland,  
Maier & Neustadt, L.L.P.

(51) **LOC (13) Cl.** ..... **27-03**

(57) **CLAIM**

(52) **U.S. Cl.**  
USPC ..... **D27/133**

The ornamental design for a disposal receptacle for storing used tobacco consumables, as shown and described.

(58) **Field of Classification Search**

**DESCRIPTION**

USPC ..... D27/102, 103, 106–108, 122, 125, 133,  
D27/136; D11/143, 144, 146, 152, 153;  
131/174–177, 329, 330; 206/246, 247  
CPC ..... A01G 9/00; A01G 9/02; A01G 9/021  
See application file for complete search history.

FIG. 1 is a front and top perspective view of a disposal receptacle for storing used tobacco consumables;  
FIG. 2 is a rear elevational view thereof;  
FIG. 3 is a front elevational view thereof;  
FIG. 4 is a top plan view thereof;  
FIG. 5 is a bottom plan view thereof;  
FIG. 6 is a left side elevational view thereof; and,  
FIG. 7 is a right side elevational view thereof.

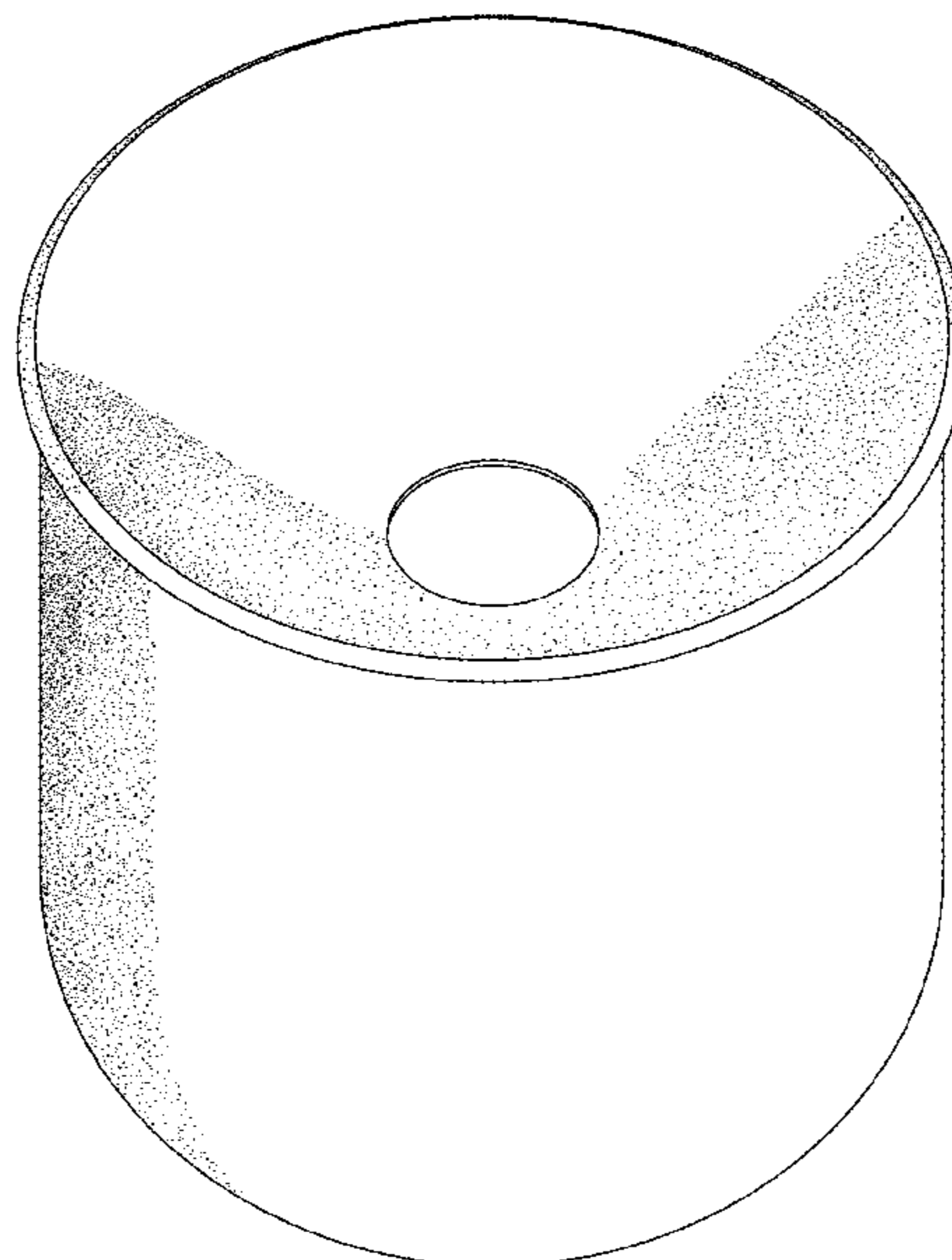
(56) **References Cited**

The broken lines in the drawings depict portions of the disposal receptacle for storing used tobacco consumables that form no part of the claimed design.

U.S. PATENT DOCUMENTS

D53,397 S \* 6/1919 Macdonald ..... D27/133  
D254,194 S \* 2/1980 Smith ..... D11/152  
D478,531 S \* 8/2003 Abbud ..... D11/152  
D769,148 S \* 10/2016 Siegel ..... D11/152  
D814,345 S \* 4/2018 Siegel ..... D11/152

**1 Claim, 7 Drawing Sheets**



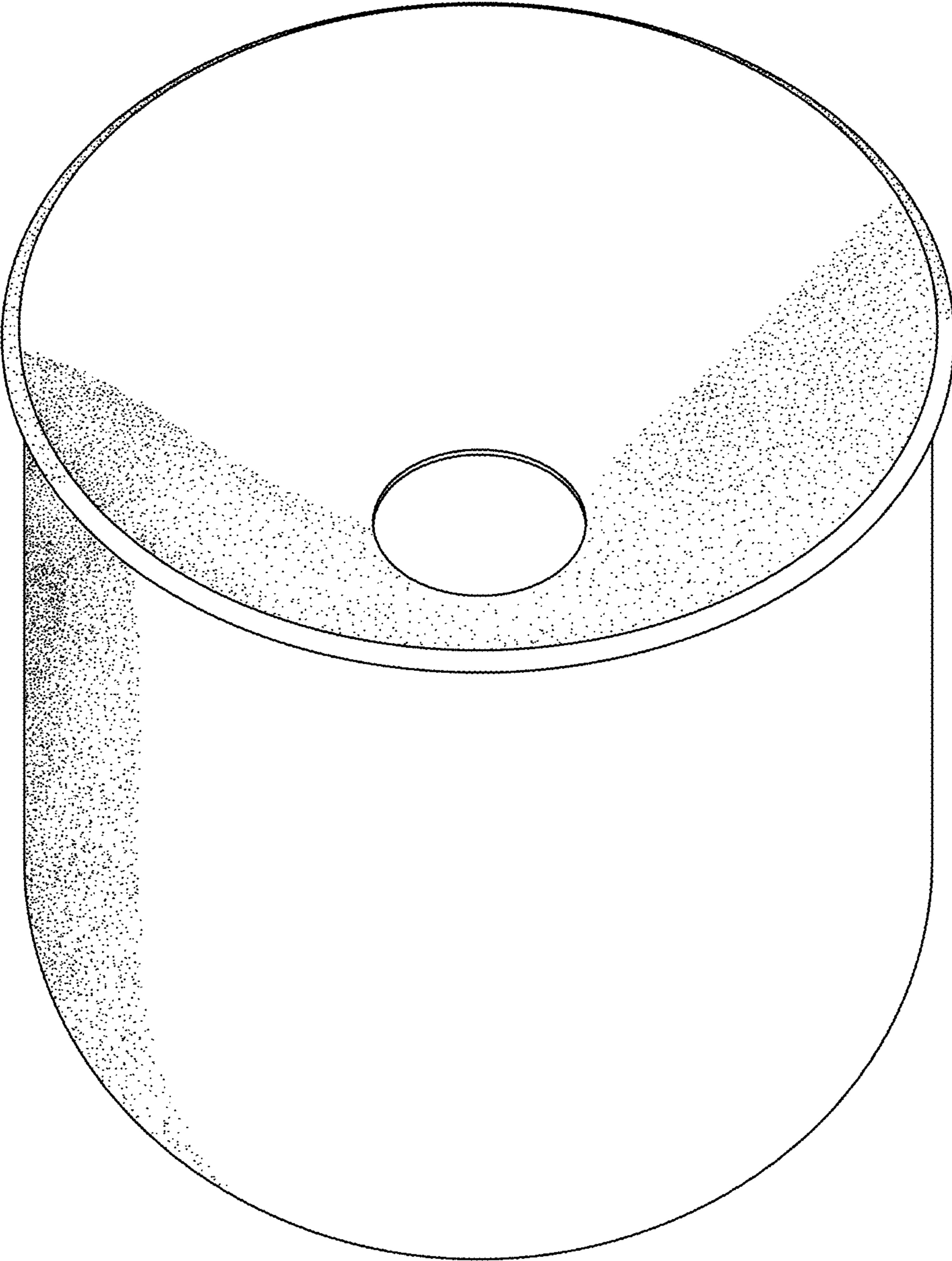


FIG. 1




FIG. 2




FIG. 3

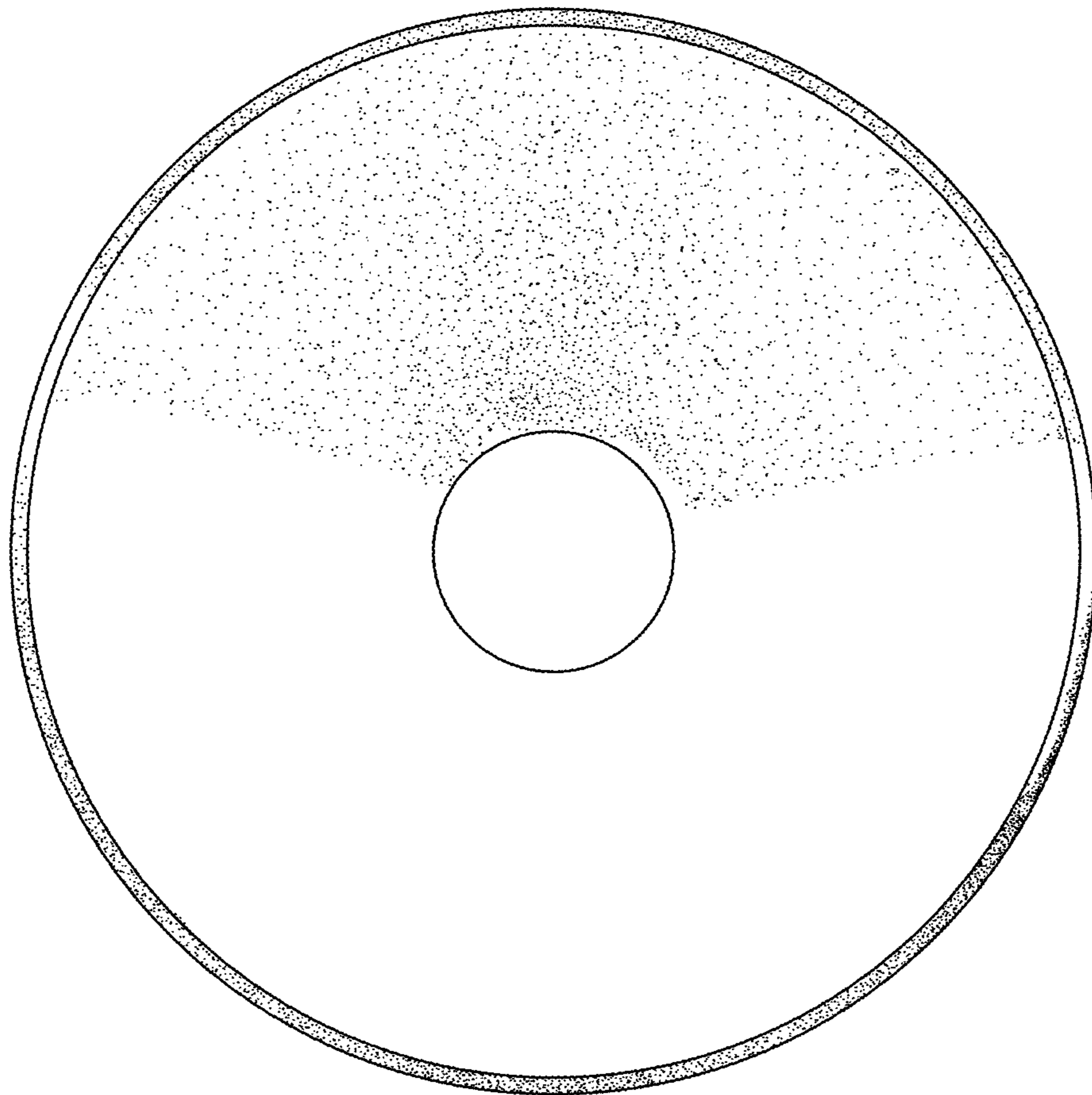


FIG. 4

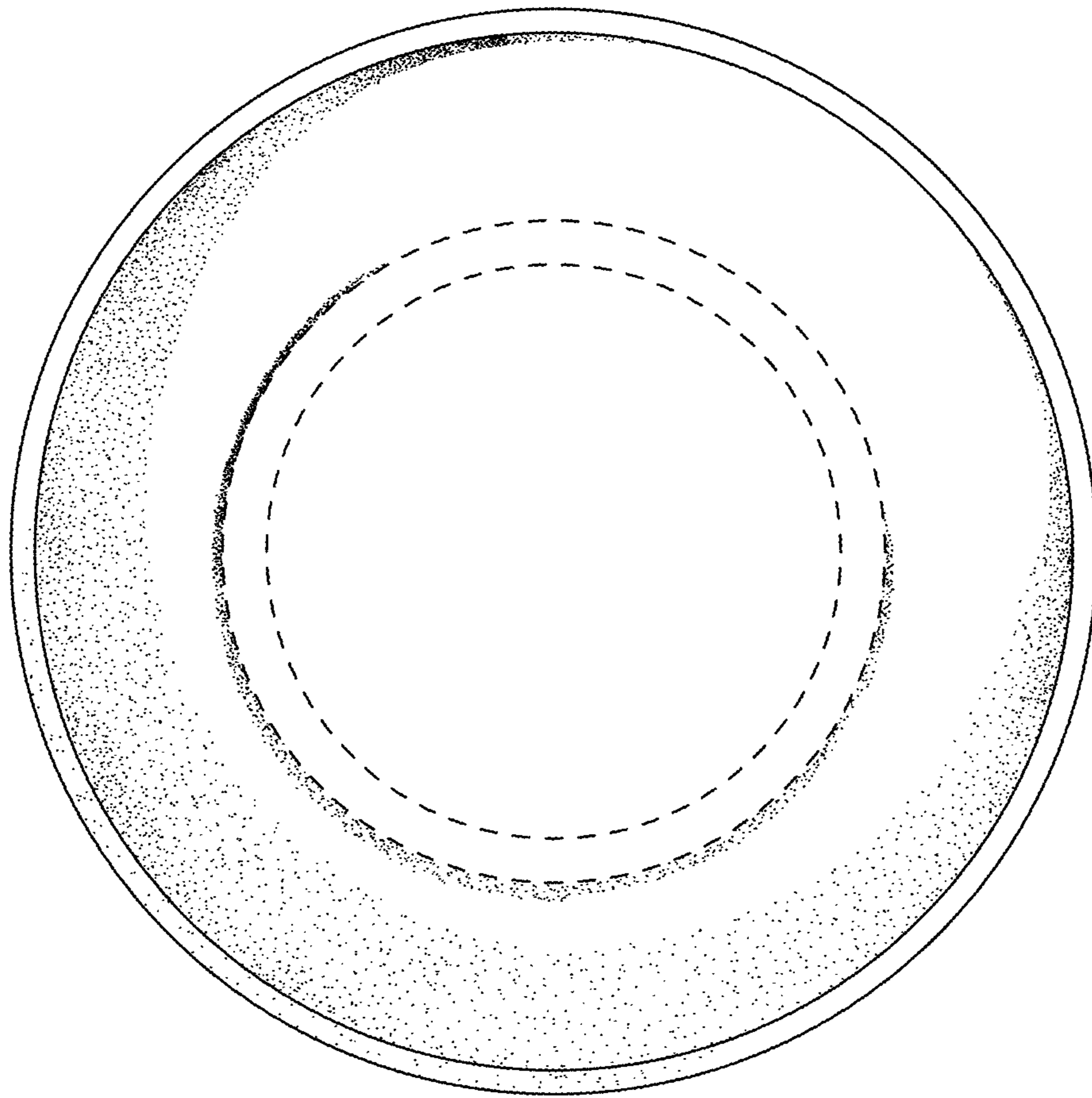


FIG. 5




FIG. 6




FIG. 7