



US00D914930S

(12) **United States Design Patent** (10) **Patent No.:** **US D914,930 S**
Keskin (45) **Date of Patent:** **** Mar. 30, 2021**

(54) **HEADLIGHT FOR A VEHICLE**
(71) Applicant: **Polestar Performance AB**, Gothenburg (SE)
(72) Inventor: **Berk Keskin**, Gothenburg (SE)
(73) Assignee: **POLESTAR PERFORMANCE AB**, Gothenburg (SE)
(**) Term: **15 Years**
(21) Appl. No.: **35/507,782**
(22) Filed: **May 3, 2019**
(80) **Hague Agreement Data**
Int. Filing Date: **May 3, 2019**
Int. Reg. No.: **DM/203929**
Int. Reg. Date: **May 3, 2019**
Int. Reg. Pub. Date: **Nov. 15, 2019**

(30) **Foreign Application Priority Data**
Nov. 6, 2018 (EM) 005817707-0001
Nov. 6, 2018 (EM) 005817707-0002
(51) **LOC (13) Cl.** **26-06**
(52) **U.S. Cl.**
USPC **D26/28**
(58) **Field of Classification Search**
USPC D26/28
CPC F21S 48/00; F21S 48/10; F21S 48/115;
F21S 48/225; F21S 48/1233; F21S
48/1266; F21S 48/1388; F21S 48/2266;
F21V 21/04; B60Q 1/30; B60Q 1/2607;
B60Q 1/2696; B62J 6/00; B62J 6/04
See application file for complete search history.


(56) **References Cited**
U.S. PATENT DOCUMENTS
D635,284 S * 3/2011 Chang D26/28
D642,308 S * 7/2011 Chang D26/28
D643,953 S * 8/2011 Chang D26/28
D644,364 S * 8/2011 Chang D26/28
D684,711 S * 6/2013 Chen D26/28
D705,464 S * 5/2014 Sa D26/28
D740,464 S * 10/2015 Park D26/28
D743,588 S * 11/2015 Wolff D26/28
D763,487 S * 8/2016 Kwon D26/28
D822,243 S * 7/2018 Lee D26/28
D843,617 S * 3/2019 Smith D26/28
D865,242 S * 10/2019 Kim D26/28
D875,280 S * 2/2020 Lucas D26/28
D876,686 S * 2/2020 Lin D26/28
D890,393 S * 7/2020 Lee D26/28
D891,656 S * 7/2020 Kim D26/28
D893,778 S * 8/2020 Kim D26/28

* cited by examiner
Primary Examiner — Natasha Vujcic
(74) *Attorney, Agent, or Firm* — Berenato & White, LLC

(57) **CLAIM**
The ornamental design for a headlight for a vehicle, as shown.

DESCRIPTION
1.1 is a front view of a headlight showing my new design;
1.2 is a left perspective view thereof;
1.3 is a left side view thereof;
1.4 is a right side view thereof;
1.5 is a bottom side view thereof;
1.6 is a rear side view thereof; and
1.7 is a top view thereof.

1 Claim, 7 Drawing Sheets






FIG. 1.1




FIG. 1.2




FIG. 1.3




FIG. 1.4




FIG. 1.5

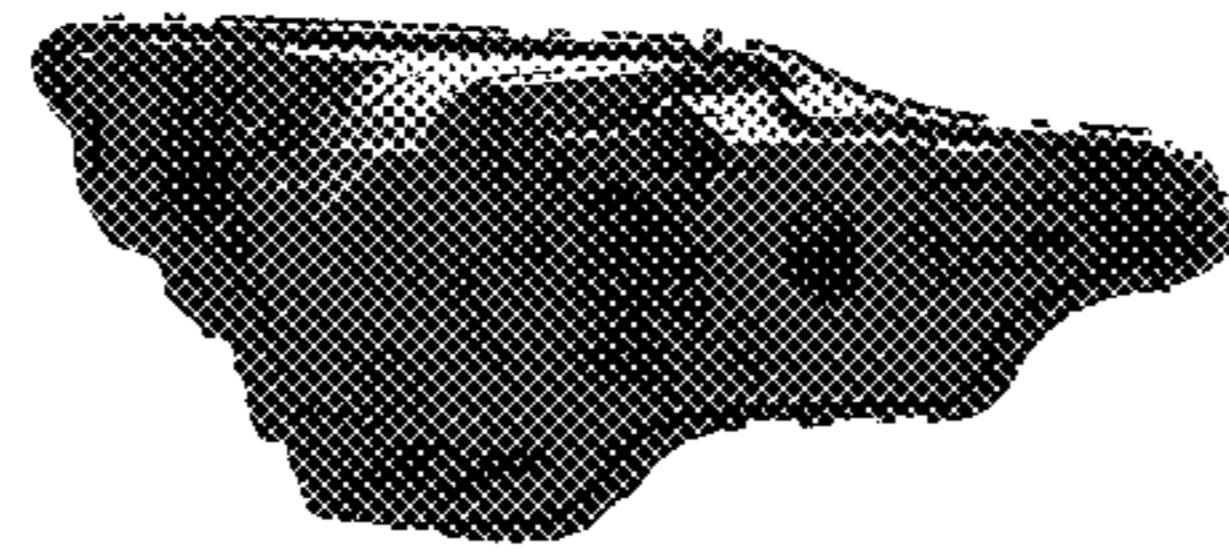


FIG. 1.6




FIG. 1.7