



US00D914915S

(12) **United States Design Patent** (10) **Patent No.:** **US D914,915 S**
Jackson et al. (45) **Date of Patent:** **** Mar. 30, 2021**

(54) **TRIM INSERT**

- (71) Applicant: **R. H. Tamlyn & Sons, LP**, Stafford, TX (US)
- (72) Inventors: **Terrance Jackson**, Missouri City, TX (US); **Wayne Harold Braun**, Houston, TX (US)
- (73) Assignee: **R. H. Tamlyn & Sons, LP**, Stafford, TX (US)

(**) Term: **15 Years**

(21) Appl. No.: **29/659,974**

(22) Filed: **Aug. 14, 2018**
Related U.S. Application Data

(63) Continuation of application No. 29/583,891, filed on Nov. 9, 2016, now Pat. No. Des. 828,582.

(51) **LOC (13) Cl.** **25-01**

(52) **U.S. Cl.**
USPC **D25/119**

(58) **Field of Classification Search**
USPC D25/48.2, 48.4, 55, 102, 119–123, 138, D25/142, 164; D8/349, 354
CPC . E04F 19/02; E04F 19/04; E04F 19/06; E04F 19/061; E04F 19/062; E04F 19/063; E04F 19/065; E04F 19/066; E04F 19/067; E04F 19/068; E04F 13/00; E04F 13/07; E04F 13/072; E04F 13/08; E04F 13/0801; E04F 13/12; E04F 13/21; E04F 13/26; E04F 13/28; E04B 2/00; E04B 2/58; E04B 2/60; E04B 2/62; E04B 2/72; E04B 2002/725; E04B 2002/726
See application file for complete search history.

(56) **References Cited**

U.S. PATENT DOCUMENTS

- 1,421,950 A * 7/1922 Kane E04B 2/58 52/464
- D194,585 S 2/1963 Waring et al.
- D194,586 S 2/1963 Waring et al.
- 3,078,971 A 2/1963 Wallerstein, Jr.

(Continued)

OTHER PUBLICATIONS

“U.S. Appl. No. 29/583,891, Notice of Allowance dated May 4, 2018”, 8 pgs.

(Continued)

Primary Examiner — Llorelys Martinez

(74) *Attorney, Agent, or Firm* — Schwegman Lundberg & Woessner, P.A.

(57) **CLAIM**

The ornamental design for a trim insert, as shown and described.

DESCRIPTION

FIG. 1 is a first perspective view of the trim insert, showing the new design.

FIG. 2 is a front view of the trim insert of FIG. 1.

FIG. 3 is a back view of the trim insert of FIG. 1.

FIG. 4 is a first side view of the trim insert of FIG. 1.

FIG. 5 is a second side view of the trim insert of FIG. 1.


FIG. 6 is a top view of the trim insert of FIG. 1.

FIG. 7 is a bottom view of the trim insert of FIG. 1; and, FIG. 8 is a second perspective view of the trim insert of FIG. 1, shown in a configuration of use.

The trim insert is shown with a symbolic break in its length. The appearance of any portion of the trim insert between the break lines forms no part of the claimed design.

The broken lines immediately adjacent to the shaded areas in FIGS. 1-8 represent portions of the trim insert that form no part of the claimed design. The other broken lines in FIG. 8 represent environmental subject matter only and form no part of the claimed design.

1 Claim, 6 Drawing Sheets



(56)

References Cited

U.S. PATENT DOCUMENTS

3,222,839 A * 12/1965 Philpot E04B 2/58
52/768
D217,713 S 6/1970 Miller et al.
3,550,340 A * 12/1970 Klein E04F 19/06
52/312
3,696,569 A * 10/1972 Didry E04B 2/745
52/126.4
3,877,193 A * 4/1975 Hall E04B 2/60
52/665
4,058,951 A * 11/1977 Dean E04B 2/58
52/656.1

D270,479 S 9/1983 Braswell
D427,327 S 6/2000 Bevan et al.
D427,694 S 7/2000 Bevan
D452,335 S 12/2001 Brown
D452,744 S 1/2002 Brown
D616,566 S 5/2010 Desrosiers
D625,588 S * 10/2010 Norris D8/382
D662,405 S 6/2012 Zhang et al.
D689,199 S * 9/2013 Elizarraras D25/136
D773,696 S 12/2016 Molinelli
D774,213 S 12/2016 Baldoni et al.
D774,874 S 12/2016 Wentzel et al.
D800,923 S * 10/2017 Gonzales D25/121
D815,757 S * 4/2018 Braun E04F 19/064
D25/119
D817,520 S * 5/2018 Gonzales D25/126
D821,610 S * 6/2018 Jackson D25/119
D822,852 S * 7/2018 Jackson D25/119

D828,582 S * 9/2018 Jackson D25/119
D834,727 S * 11/2018 Jackson D25/119
D834,728 S * 11/2018 Jackson D25/119
D835,299 S * 12/2018 Jackson D25/119
D853,587 S * 7/2019 Jackson D25/119
D853,588 S * 7/2019 Jackson D25/119
D853,589 S * 7/2019 Jackson D25/119
2013/0118106 A1 * 5/2013 Clark E04B 2/00
52/404.4
2013/0186027 A1 * 7/2013 Sharpe E04F 19/061
52/506.05
2014/0208673 A1 * 7/2014 Huang E04B 2/7425
52/234
2017/0051505 A1 * 2/2017 Newcomer E04B 2/7401

OTHER PUBLICATIONS

“U.S. Appl. No. 29/583,891, Response filed Feb. 28, 2018 to Restriction Requirement dated Aug. 31, 2017”, 7 pgs.
“U.S. Appl. No. 29/583,891, Restriction Requirement dated Aug. 31, 2017”, 5 pgs.
“Canadian Application Serial No. 174,726, Office Action dated Mar. 9, 2018”, 1 pg.
“Canadian Application Serial No. 174,726, Office Action dated Nov. 9, 2017”, 3 pgs.
“Canadian Application Serial No. 174,726, Response filed Feb. 9, 2018 to Office Action dated Nov. 9, 2017”, 11 pgs.
“Canadian Application Serial No. 174,726, Response filed Dec. 10, 2018 to Office Action dated Mar. 9, 2018”, 6 pgs.

* cited by examiner

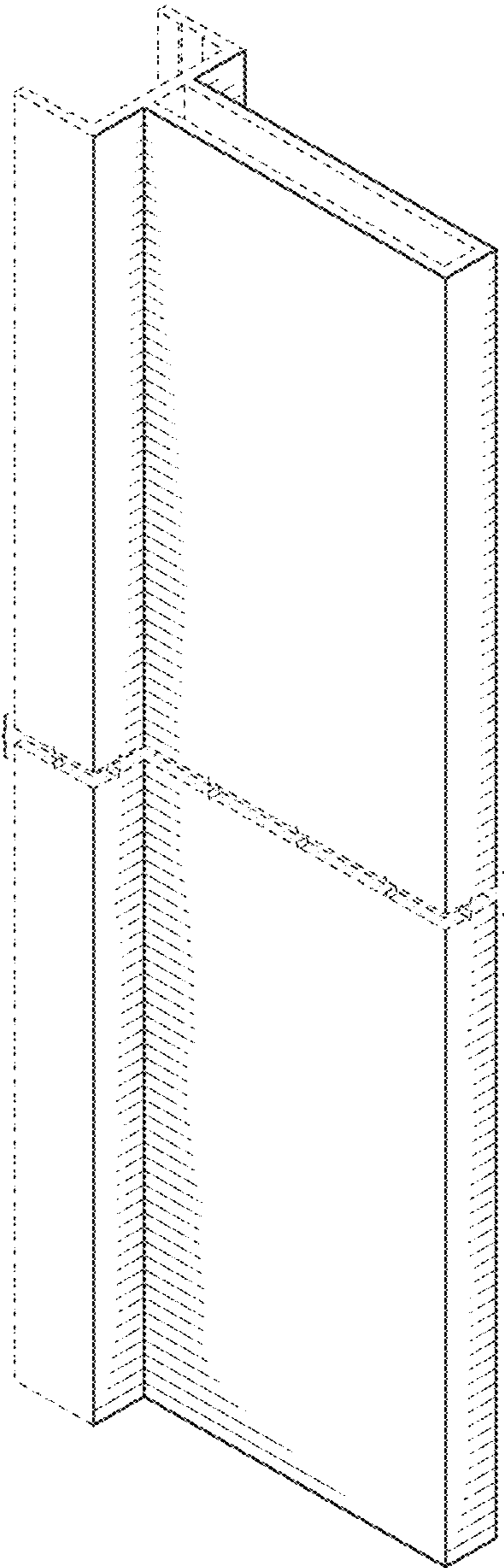


FIG. 1

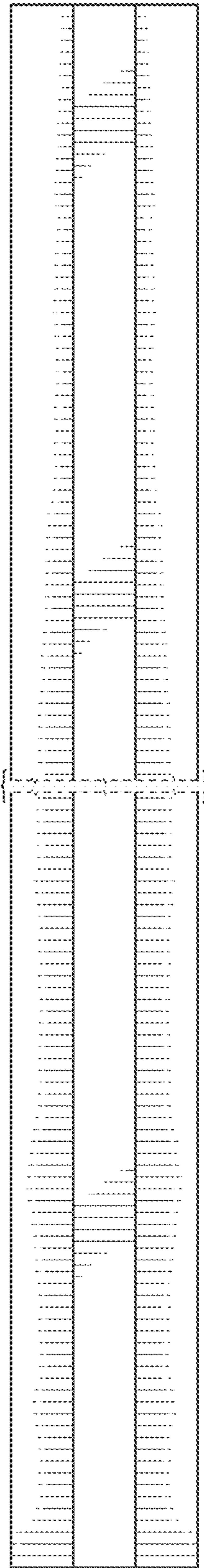


FIG. 2




FIG. 3




FIG. 4

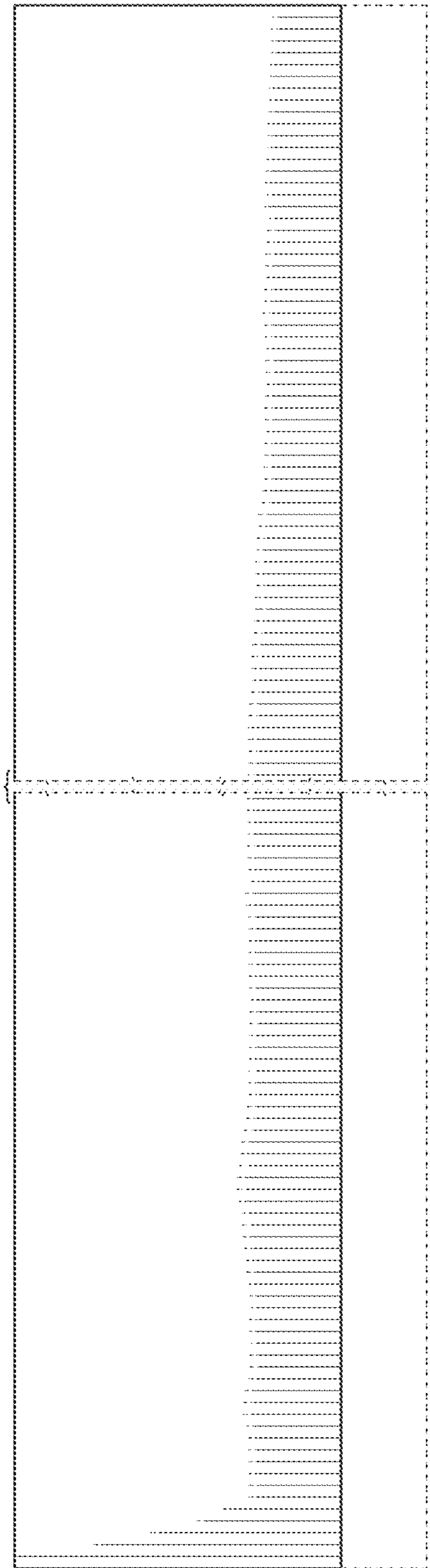


FIG. 5

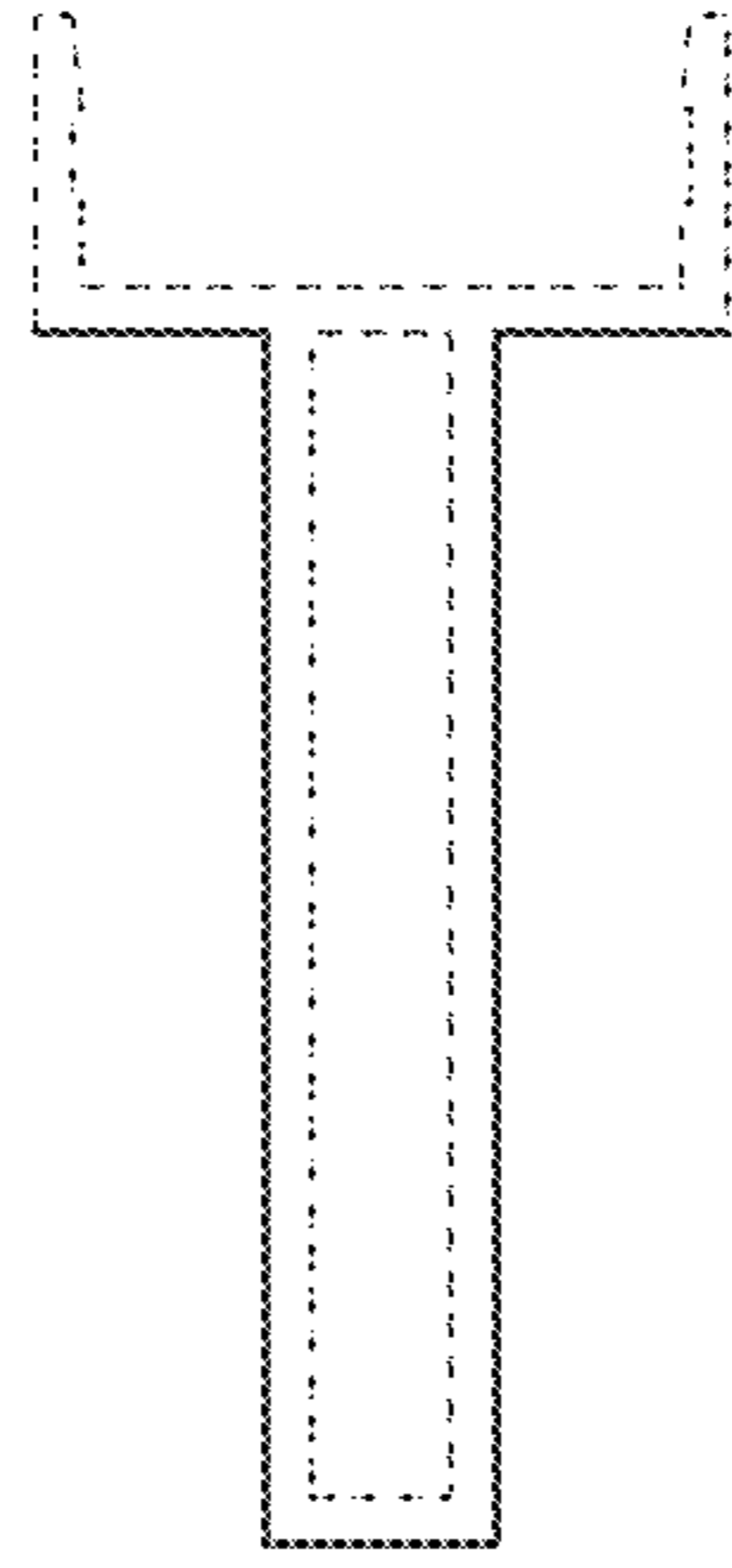


FIG. 6

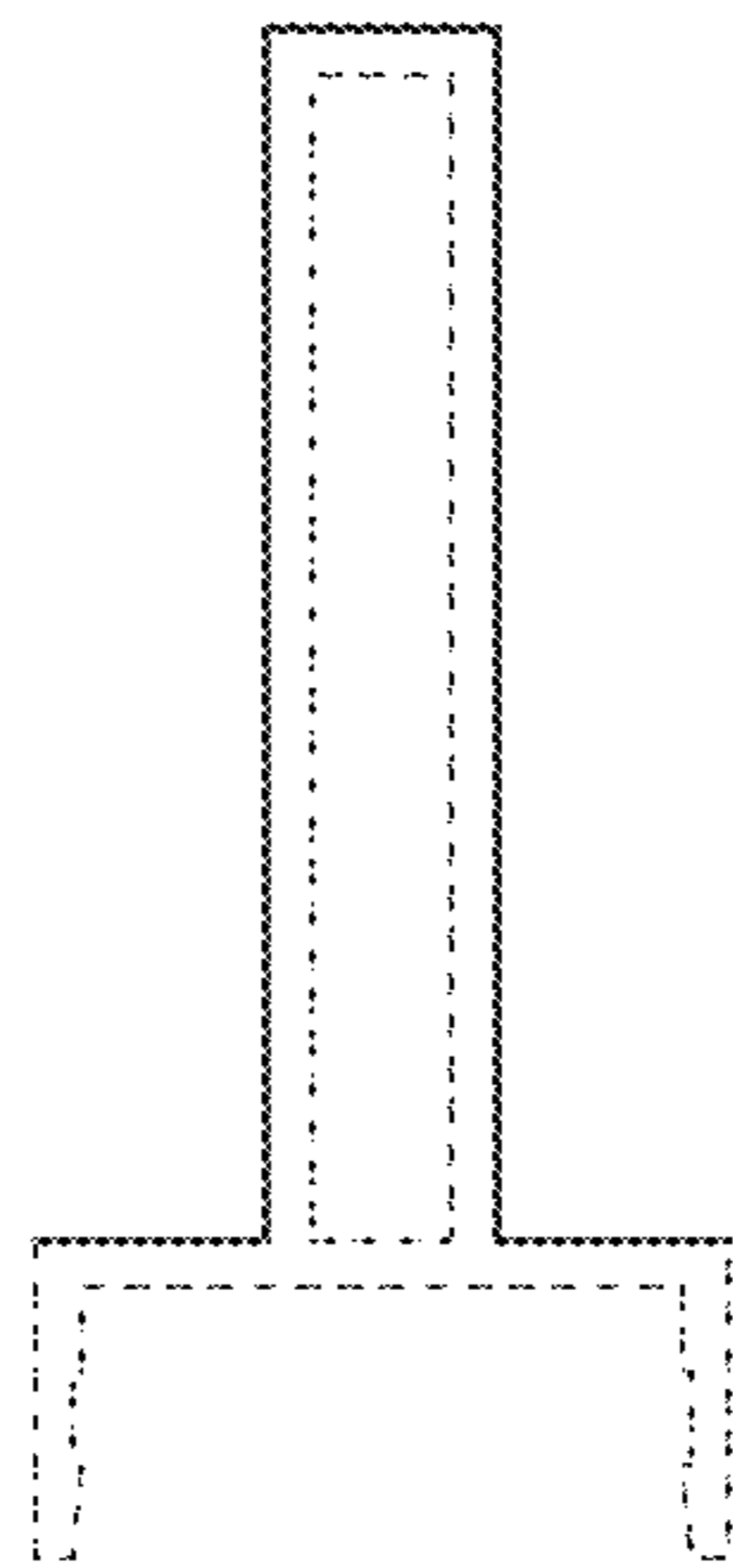


FIG. 7

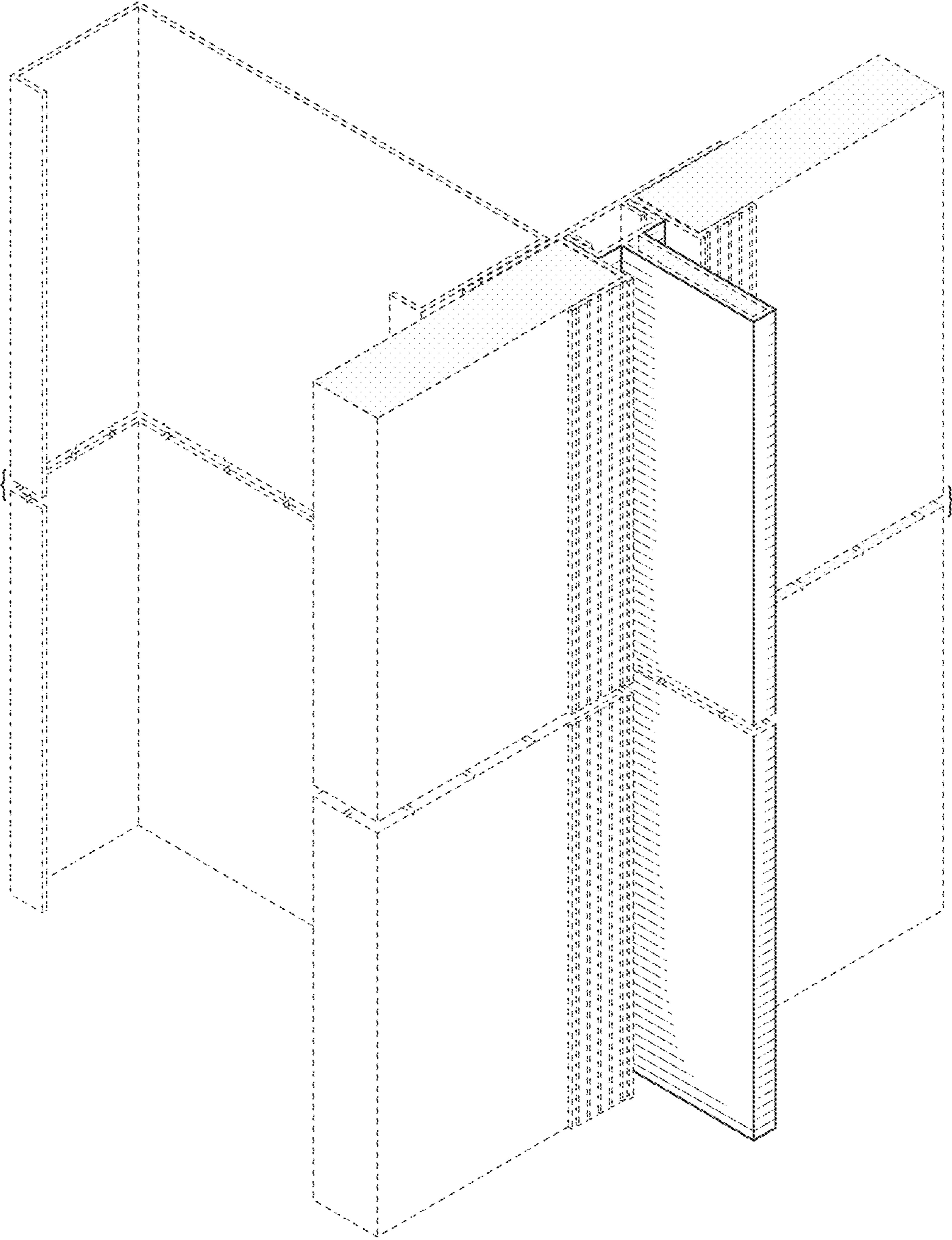


FIG. 8