



US00D914911S

(12) **United States Design Patent**  
**Lamanna**

(10) **Patent No.:** **US D914,911 S**  
(45) **Date of Patent:** **\*\* Mar. 30, 2021**

(54) **HANDRAIL AND A ROOF PANEL OF A BUS**

(71) Applicant: **Newtl**, Duppigheim (FR)  
(72) Inventor: **M. Franck Lamanna**, Marlenheim (FR)

(73) Assignee: **NEWTL**, Duppigheim (FR)

(\*\*) Term: **15 Years**

(21) Appl. No.: **29/690,619**

(22) Filed: **May 9, 2019**

**Related U.S. Application Data**

(62) Division of application No. 29/616,049, filed on Sep. 1, 2017, now Pat. No. Des. 861,537.

(30) **Foreign Application Priority Data**

Mar. 2, 2017 (WO) ..... DM/097494

(51) **LOC (13) Cl.** ..... **25-02**

(52) **U.S. Cl.**  
USPC ..... **D25/38.1**

(58) **Field of Classification Search**  
USPC ..... D12/84; D25/38.1, 41.1  
CPC ..... B60N 2/242; B60N 2/643; B60N 3/02;  
A47K 3/003

See application file for complete search history.

(56) **References Cited**

**U.S. PATENT DOCUMENTS**

3,995,832 A \* 12/1976 Wiese ..... E04H 3/123  
256/59  
D248,033 S 5/1978 James et al.  
D254,609 S 4/1980 Neal et al.  
D255,340 S 6/1980 Flesche  
D257,141 S 9/1980 Flesche  
D268,997 S 5/1983 Dubernard

D302,802 S 8/1989 Manning  
D305,623 S 1/1990 Gallitzendoerfer et al.  
D345,120 S 3/1994 Normand, Jr. et al.  
D376,562 S 12/1996 Sealy et al.  
5,669,307 A 9/1997 Cichy  
D442,888 S 5/2001 Papke et al.  
D503,126 S 3/2005 Papke et al.  
D509,905 S \* 9/2005 Baker ..... D25/38.1  
D531,933 S 11/2006 Delamour  
D537,755 S 3/2007 Toth  
D562,352 S \* 2/2008 Matsuzaki ..... D15/28  
7,523,993 B1 \* 4/2009 Daneault ..... B60N 2/242  
244/118.5  
D615,217 S \* 5/2010 Steinkraus ..... D25/126  
D617,236 S 6/2010 Counts  
D622,868 S \* 8/2010 Bajrami ..... D25/35  
D636,895 S \* 4/2011 Honeycutt ..... D25/41.1

(Continued)

**OTHER PUBLICATIONS**

Design U.S. Appl. No. 29/624,451, filed Nov. 1, 2017 in the name of Newtl.

*Primary Examiner* — Darlington Ly

(74) *Attorney, Agent, or Firm* — Carter, DeLuca & Farrell LLP

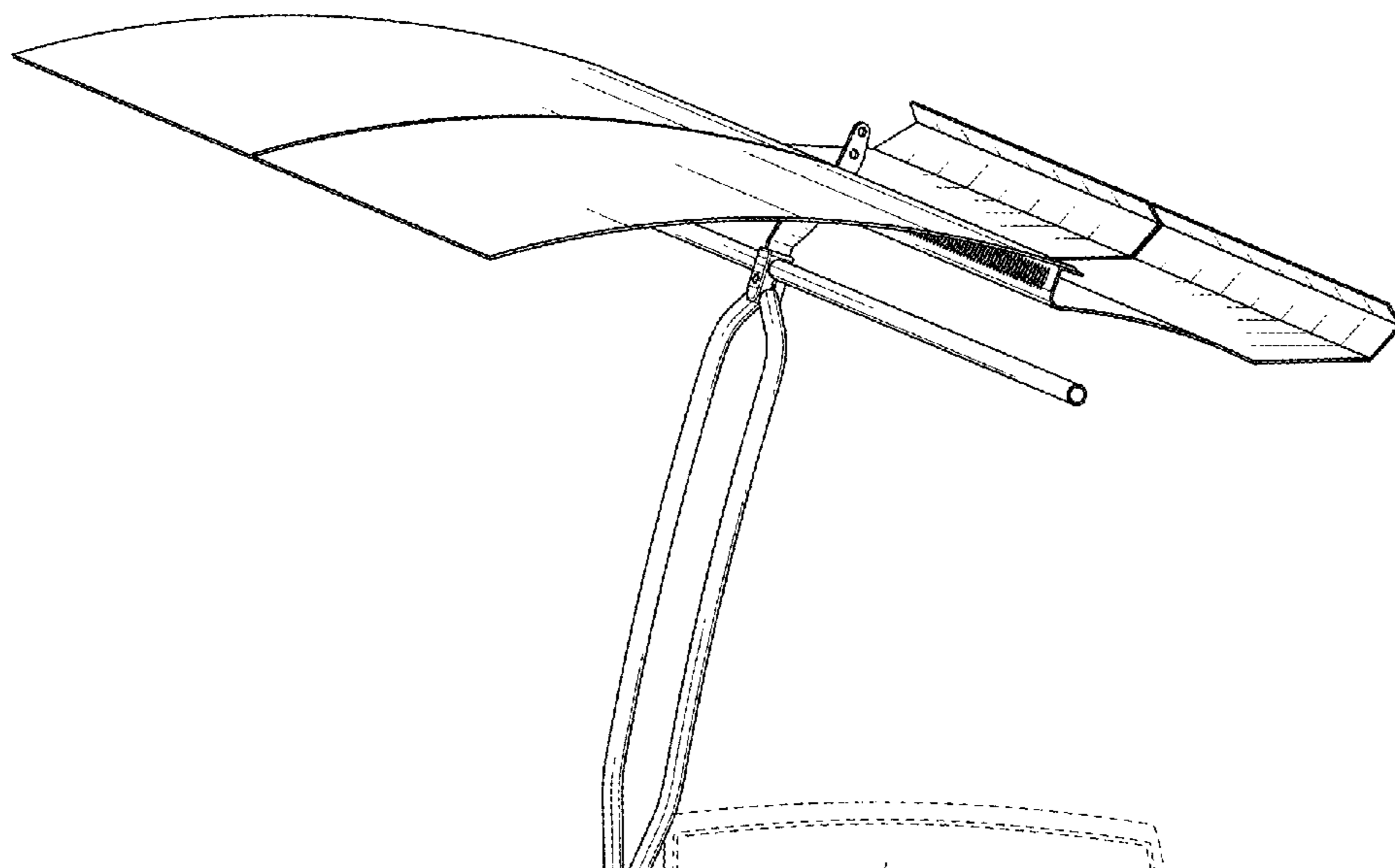
(57) **CLAIM**

The ornamental design for a handrail and a roof panel of a bus, as shown and described.

**DESCRIPTION**

FIG. 1 is a top and right side perspective view of a handrail and a roof panel of a bus embodying my new design; FIG. 2 is a front elevation view thereof; FIG. 3 is a left side elevation view thereof; and, FIG. 4 is a right side elevation view thereof. The broken lines depict the environment of the handrail and a roof panel of a bus that form no part of the claimed design.

**1 Claim, 4 Drawing Sheets**



(56)

**References Cited**

U.S. PATENT DOCUMENTS

D637,520	S	5/2011	Kerr et al.	
D642,092	S	7/2011	Wiens et al.	
D704,595	S	5/2014	Streicher et al.	
D713,544	S *	9/2014	Toda .....	D25/38.1
D714,187	S	9/2014	Lian et al.	
D717,210	S	11/2014	Wang et al.	
D718,659	S	12/2014	Lin et al.	
D721,297	S	1/2015	Zhang et al.	
D721,298	S	1/2015	Li et al.	
D730,265	S *	5/2015	Aruga .....	D12/345
2005/0067610	A1 *	3/2005	Marshall .....	A47K 3/003 256/65.16
2005/0130805	A1 *	6/2005	Phipps .....	A63B 21/00047 482/35
2009/0224570	A1	9/2009	Haswell et al.	
2012/0161469	A1	6/2012	Kerr et al.	

\* cited by examiner

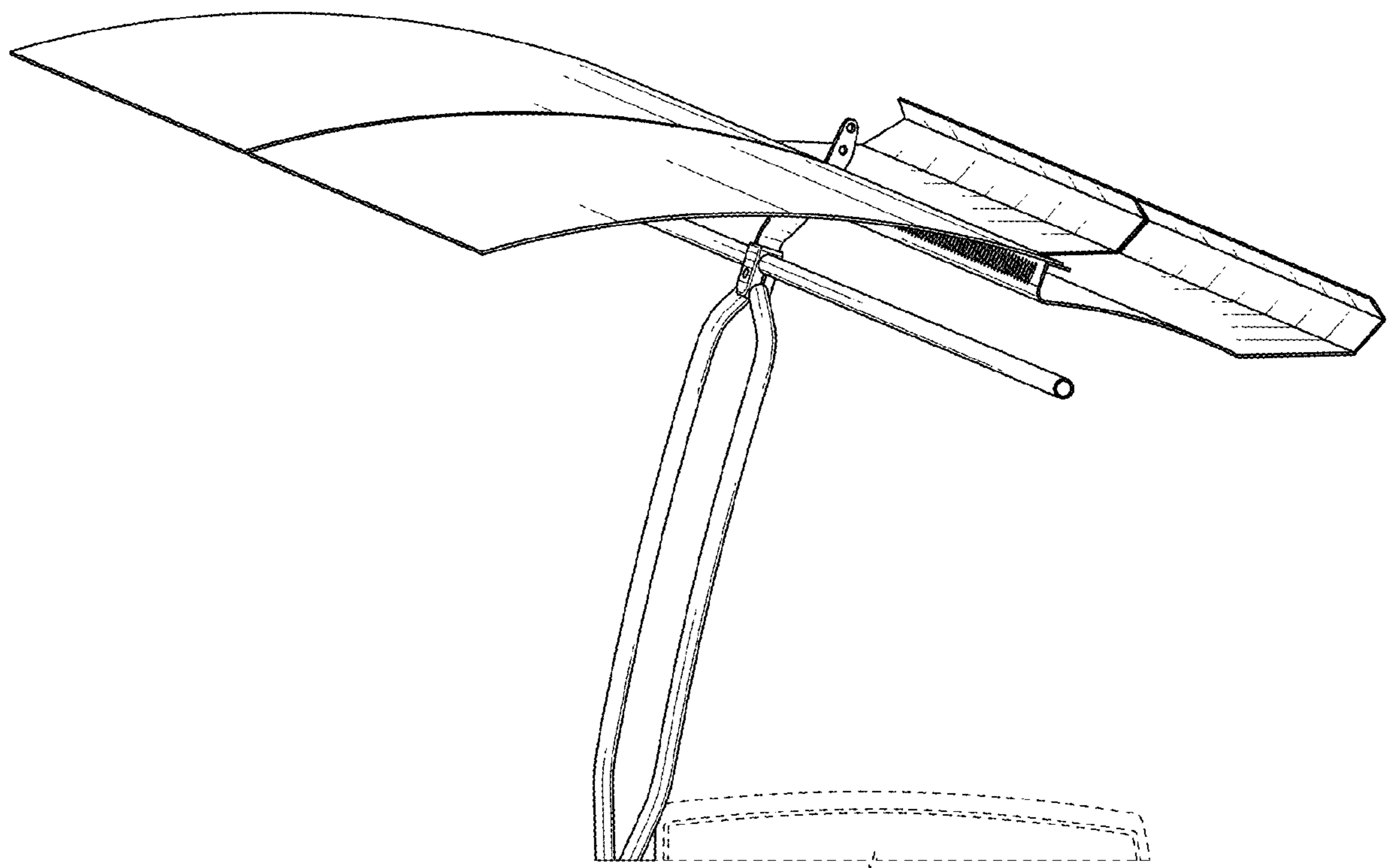


FIG. 1

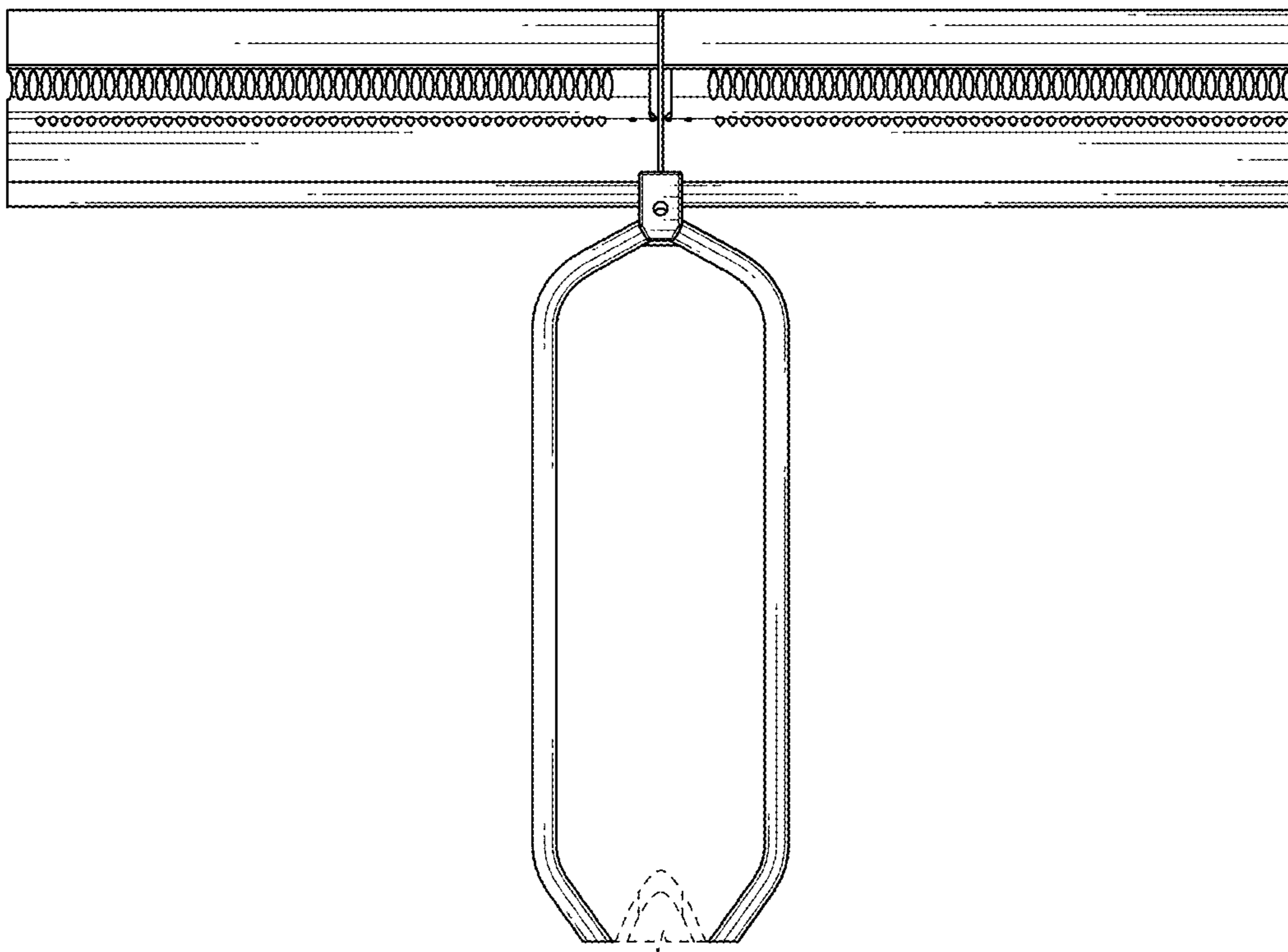


FIG. 2

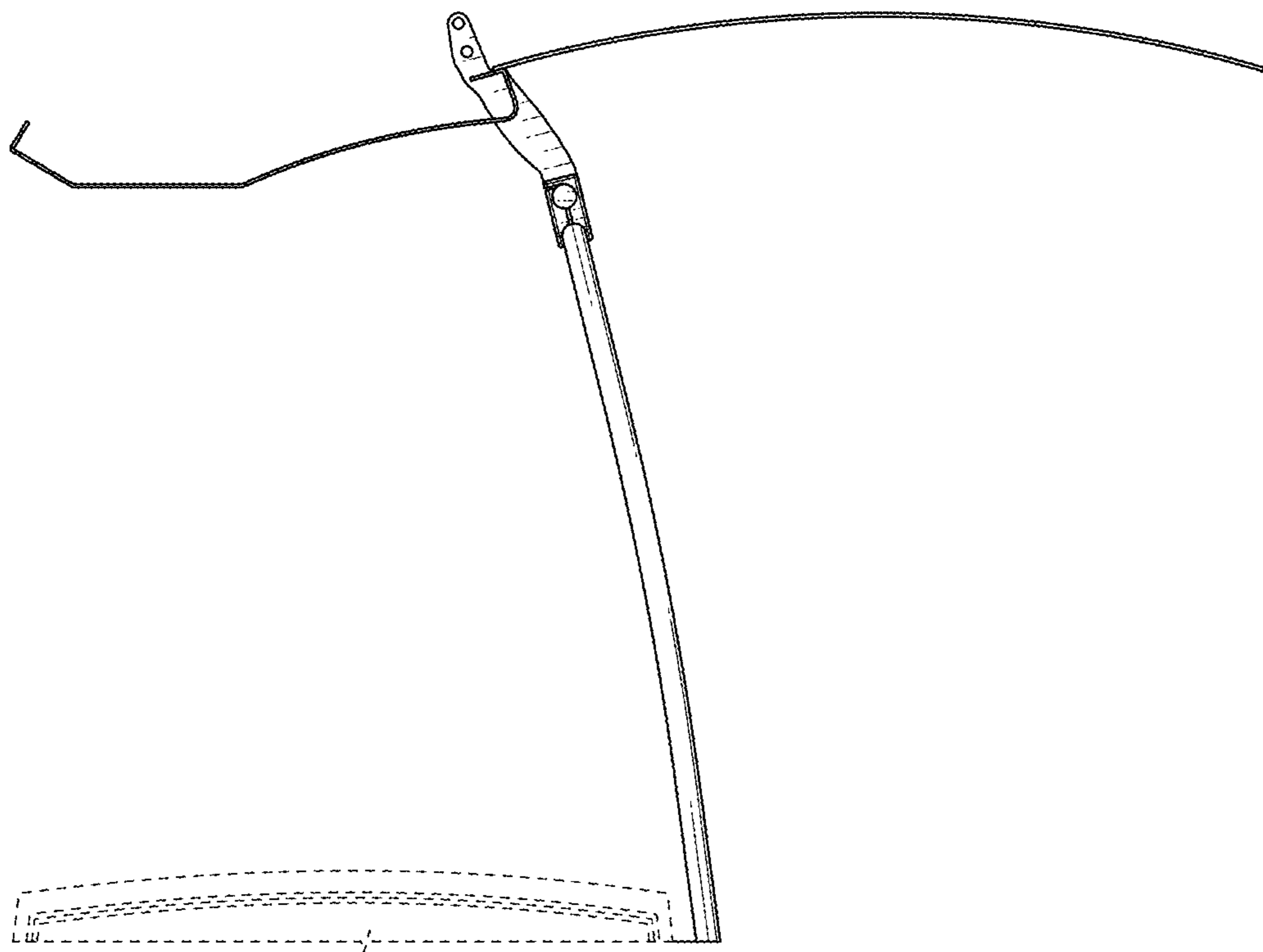


FIG. 3

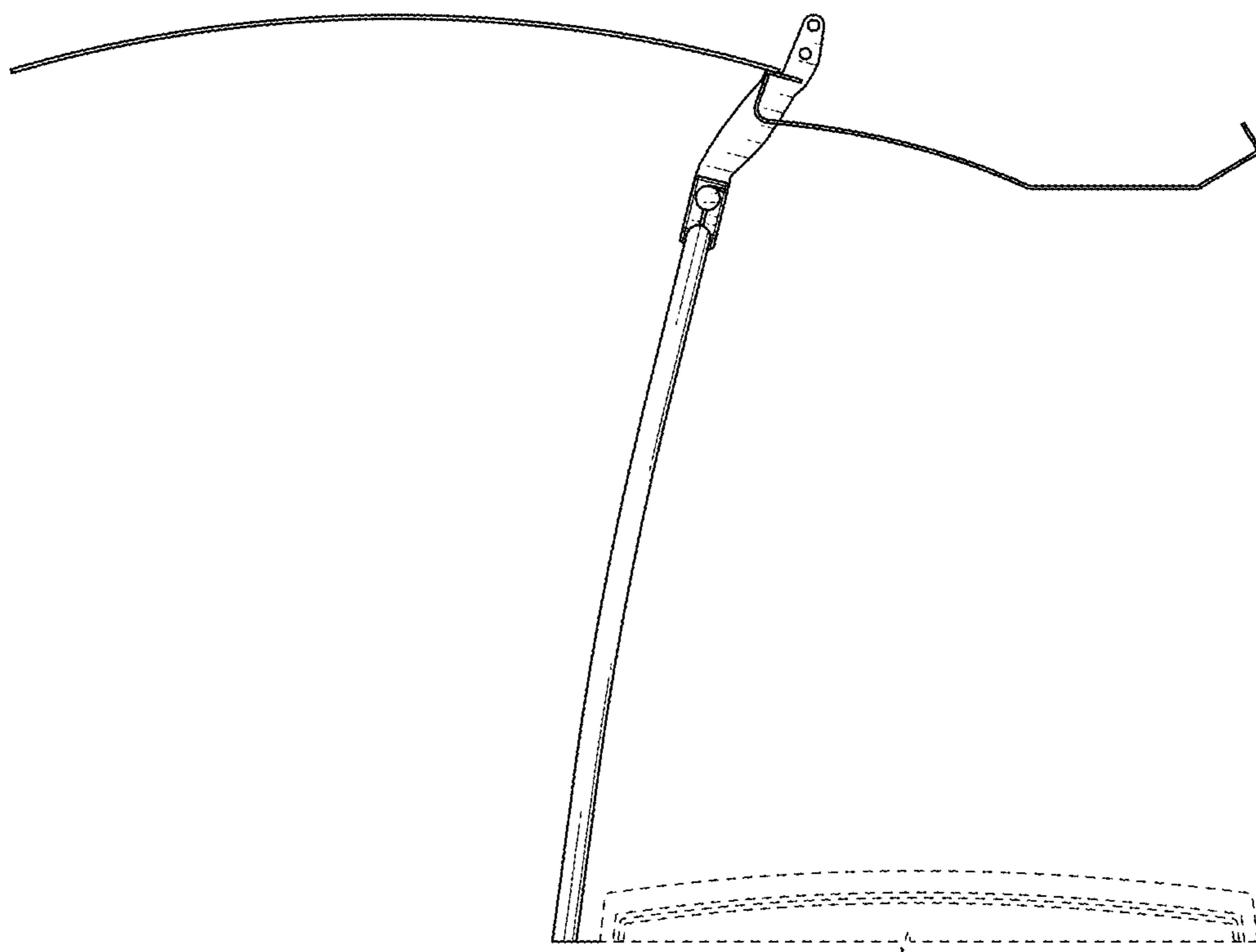


FIG. 4