



US00D914910S

(12) **United States Design Patent**
Lamanna

(10) **Patent No.:** **US D914,910 S**
(45) **Date of Patent:** **** Mar. 30, 2021**

- (54) **BUS HANDRAIL**
- (71) Applicant: **Newtl**, Duppigheim (FR)
- (72) Inventor: **M. Franck Lamanna**, Marlenheim (FR)
- (73) Assignee: **NEWTL**, Duppigheim (FR)
- (**) Term: **15 Years**
- (21) Appl. No.: **29/690,439**
- (22) Filed: **May 8, 2019**

D305,623 S	1/1990	Gallitzendoerfer et al.	
D345,120 S	3/1994	Normand, Jr. et al.	
D376,562 S	12/1996	Sealy et al.	
5,669,307 A	9/1997	Cichy	
D442,888 S	5/2001	Papke et al.	
D503,126 S	3/2005	Papke et al.	
D509,905 S *	9/2005	Baker	D25/38.1
D531,933 S	11/2006	Delamour	
D537,755 S	3/2007	Toth	
D562,352 S *	2/2008	Matsuzaki	D15/28
7,523,993 B1 *	4/2009	Daneault	B60N 2/242 244/118.5
D615,217 S *	5/2010	Steinkraus	D25/126
D617,236 S	6/2010	Counts	

(Continued)

Related U.S. Application Data

- (62) Division of application No. 29/616,049, filed on Sep. 1, 2017, now Pat. No. Des. 861,537.

Foreign Application Priority Data

Mar. 2, 2017 (WO) DM/097494

- (51) **LOC (13) Cl.** **25-02**
- (52) **U.S. Cl.**

USPC **D25/38.1**

(58) **Field of Classification Search**

USPC D12/84; D25/38.1, 41.1
CPC B60N 2/242; B60N 2/643; B60N 3/02;
A47K 3/003

See application file for complete search history.

(56) **References Cited**

U.S. PATENT DOCUMENTS

3,995,832 A *	12/1976	Wiese	E04H 3/123 256/59
D248,033 S	5/1978	James et al.	
D254,609 S	4/1980	Neal et al.	
D255,340 S	6/1980	Flesche	
D257,141 S	9/1980	Flesche	
D268,997 S	5/1983	Dubernard	
D302,802 S	8/1989	Manning	

OTHER PUBLICATIONS

Design U.S. Appl. No. 29/624,451, filed Nov. 1, 2017 in the name of Newtl.

Primary Examiner — Darlington Ly

(74) *Attorney, Agent, or Firm* — Carter, DeLuca & Farrell LLP


(57) **CLAIM**

The ornamental design for a bus handrail, as shown and described.

DESCRIPTION

FIG. 1 is a front perspective view of a bus handrail in accordance with the present design;
FIG. 2 is a rear perspective view thereof;
FIG. 3 is a front elevational view thereof;
FIG. 4 is a rear elevational view thereof;
FIG. 5 is right side elevational view thereof;
FIG. 6 is left side elevational view; and,
FIG. 7 is front perspective view of the bus handrail in its unclaimed environment of a bus seat thereof.
The broken lines depict the environment of the bus handrail that form no part of the claimed design.

1 Claim, 6 Drawing Sheets



(56)

References Cited

U.S. PATENT DOCUMENTS

D622,868 S * 8/2010 Bajrami D25/35
D636,895 S * 4/2011 Honeycutt D25/41.1
D637,520 S 5/2011 Kerr et al.
D642,092 S 7/2011 Wiens et al.
D704,595 S 5/2014 Streicher et al.
D713,544 S * 9/2014 Toda D25/38.1
D714,187 S 9/2014 Lian et al.
D717,210 S 11/2014 Wang et al.
D718,659 S 12/2014 Lin et al.
D721,297 S 1/2015 Zhang et al.
D721,298 S 1/2015 Li et al.
D730,265 S * 5/2015 Aruga D12/345
2005/0067610 A1 * 3/2005 Marshall A47K 3/003
256/65.16
2005/0130805 A1 * 6/2005 Phipps A63B 21/00047
482/35
2009/0224570 A1 9/2009 Haswell et al.
2012/0161469 A1 6/2012 Kerr et al.

* cited by examiner




FIG. 1




FIG. 2




FIG. 3



FIG. 4




FIG. 5




FIG. 6

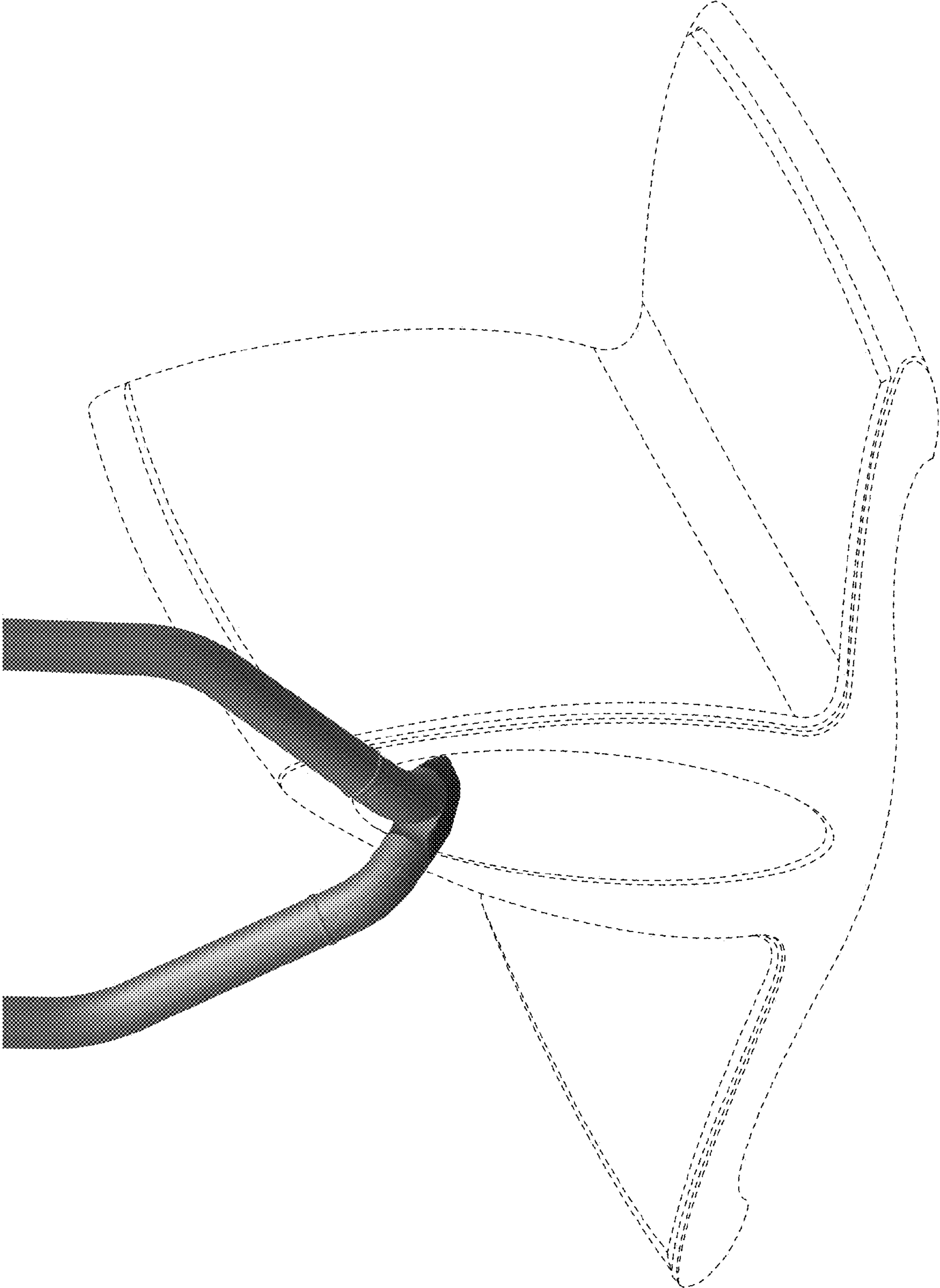


FIG. 7